



Mackay QLD Professional

Race 1: LADBROKE IT! BENCHMARK 55 Handicap - 1560m

05 January 2024 - 14:16



MACKAY TURF CLUB

Ooralea Racecourse

Track Rating: Good 4, Weather: Fine, Rail Position: True

Section	Overall	1400m	1200m	1000m	800m	600m	400m	Last 600m						
Field Times	1:34.05 (0:11.37)	1:22.68 (0:12.01)	1:10.67 (0:11.86)	0:58.81 (0:11.62)	0:47.19 (0:11.66)	0:35.53 (0:11.43)	0:24.10 (0:11.60)	0:35.53						
Rank	TAB	Horse/Jockey	Barrier	Top Speed [km/h]	Fastest Section							Distance Travelled [m]		
1	3	BRAZEN BRECCIA Gabrielle Semmens	4	64.0 600m	0:11.37 Overall	1:34.05 [1] (0:11.37)	1:22.68 [1] (0:12.01)	1:10.67 [1] (0:11.86)	0:58.81 [1] (0:11.62)	0:47.19 [1] (0:11.66)	0:35.53 [1] (0:11.43)	0:24.10 [1] (0:11.60)	0:35.53	
2	1	KNOWITALL JACK McKenzie Apel	2	66.4 800m	0:11.34 800m	1:34.13 [2] (0:11.81)	1:22.32 [2] (0:12.18)	1:10.14 [3] (0:11.93)	0:58.21 [3] (0:11.69)	0:46.52 [4] (0:11.34)	0:35.18 [4] (0:11.67)	0:23.51 [4] (0:11.48)	0:35.18	+5
3	4	WINTILLY Justin Stanley	3	67.4 800m	0:11.14 800m	1:34.18 [3] (0:11.98)	1:22.20 [4] (0:12.11)	1:10.09 [4] (0:11.89)	0:58.20 [4] (0:11.53)	0:46.67 [2] (0:11.14)	0:35.53 [2] (0:11.57)	0:23.96 [2] (0:11.72)	0:35.53	+7
4	8	HUNUA HANK Brooke Johnson	7	66.0 800m	0:11.38 800m	1:34.67 [4] (0:12.17)	1:22.50 [5] (0:12.17)	1:10.33 [5] (0:11.88)	0:58.45 [5] (0:11.53)	0:46.92 [5] (0:11.38)	0:35.54 [5] (0:11.70)	0:23.84 [5] (0:11.65)	0:35.54	+7
5	2	MURRAJONG ROAD Ryan Wiggins	1	65.9 800m	0:11.31 800m	1:36.95 [5] (0:11.81)	1:25.14 [3] (0:12.10)	1:13.04 [2] (0:11.92)	1:01.12 [2] (0:11.76)	0:49.36 [3] (0:11.31)	0:38.05 [3] (0:11.59)	0:26.46 [3] (0:12.13)	0:38.05	+5

Scratched: Flying Carmen (#7), Orca (#6), Lenny Rocket (#5)

[] Ranking at each section and finish
 -:-:- No data available at this section
 NA No data available

SCN Saddle cloth number
 DNF Did not finish
 DNT Did not track



Mackay QLD Professional

Race 1: LADBROKE IT! BENCHMARK 55 Handicap - 1560m

05 January 2024 - 14:16



MACKAY TURF CLUB
Ooralea Racecourse

Track Rating: Good 4, Weather: Fine, Rail Position: True

Section							200m			Last 600m
Field Times							0:12.50			0:35.53
							(0:12.50)			
Rank	TAB	Horse/Jockey	Barrier	Top Speed [km/h]	Fastest Section	Margin				Distance Travelled [m]
1	3	BRAZEN BRECCIA	4	64.0	0:11.37	0:12.50 [1]	1:34.05			0:35.53
		Gabrielle Semmens		600m	Overall	(0:12.50)				
2	1	KNOWITALL JACK	2	66.4	0:11.34	0:12.03 [3]	0.4L			0:35.18 +5
		McKenzie Apel		800m	800m	(0:12.03)				
3	4	WINTILLY	3	67.4	0:11.14	0:12.24 [2]	0.6L			0:35.53 +7
		Justin Stanley		800m	800m	(0:12.24)				
4	8	HUNUA HANK	7	66.0	0:11.38	0:12.19 [4]	3.4L			0:35.54 +7
		Brooke Johnson		800m	800m	(0:12.19)				
5	2	MURRAJONG ROAD	1	65.9	0:11.31	0:14.33 [5]	16.7L			0:38.05 +5
		Ryan Wiggins		800m	800m	(0:14.33)				

Scratched: Flying Carmen (#7), Orca (#6), Lenny Rocket (#5)



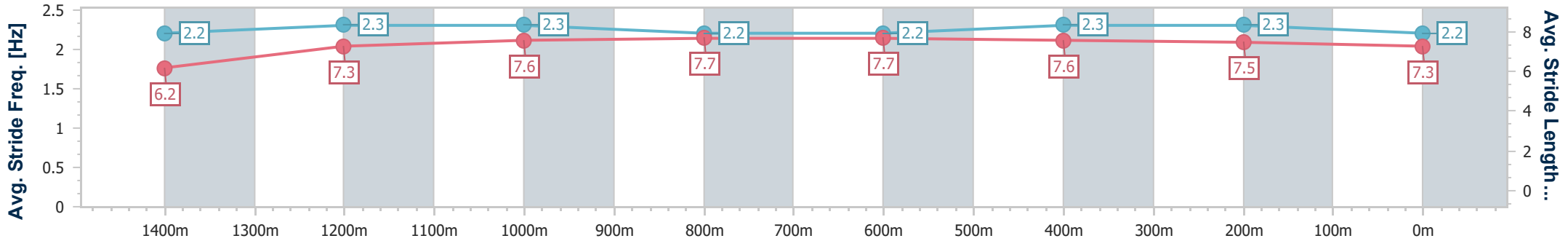
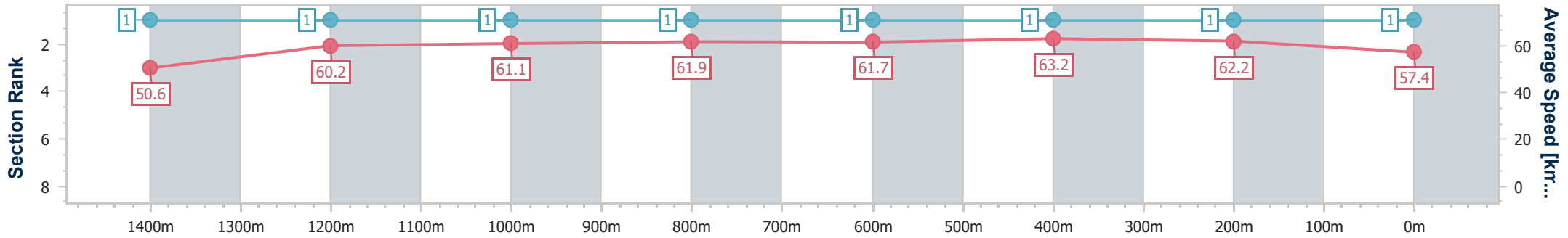
Horse/Jockey Name	Brazen Breccia
Final Rank	1
Fastest Section Time (Section)	0:11.37 (Overall)
Top Speed [km/h] (Section)	64.0 (600m)
Race State	Finished



Mackay QLD Professional
 Race 1: LADBROKE IT! BENCHMARK 55 Handicap - 1560m
 05 January 2024 - 14:16
 Track Rating: Good 4, Weather: Fine, Rail Position: True



Section	Overall	1400m	1200m	1000m	800m	600m	400m	200m
Section Times	1:34.05 [1] (0:11.37)	1:22.68 [1] (0:12.01)	1:10.67 [1] (0:11.86)	0:58.81 [1] (0:11.62)	0:47.19 [1] (0:11.66)	0:35.53 [1] (0:11.43)	0:24.10 [1] (0:11.60)	0:12.50 [1] (0:12.50)
Average Speed [km/h]	50.6	60.2	61.1	61.9	61.7	63.2	62.2	57.4
Top Speed [km/h]	62.0	61.7	62.2	62.9	62.7	64.0	63.0	61.1
Avg. Dist. to Rail [m]	5.9	1.3	1.1	0.4	0.3	0.5	1.4	1.0
Avg. Stride Freq. [Hz]	2.2	2.3	2.3	2.2	2.2	2.3	2.3	2.2
Avg. Stride Length [m]	6.2	7.3	7.6	7.7	7.7	7.6	7.5	7.3



- [] Ranking at each section and finish
- .-.- No data available at this section
- NA No data available



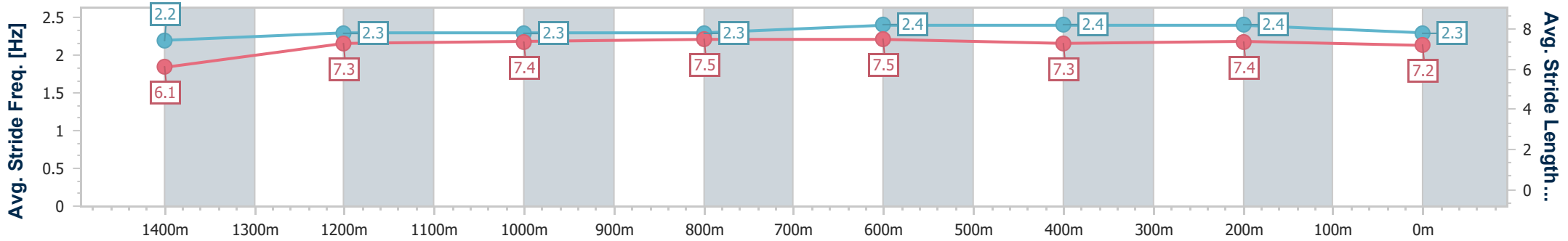
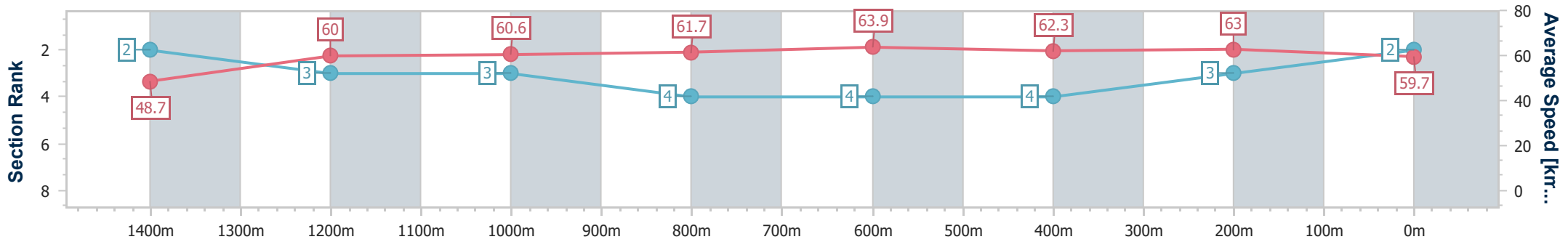
Horse/Jockey Name	Knowitall Jack
Final Rank	2
Fastest Section Time (Section)	0:11.34 (800m)
Top Speed [km/h] (Section)	66.4 (800m)
Race State	Finished



Mackay QLD Professional
 Race 1: LADBROKE IT! BENCHMARK 55 Handicap - 1560m
 05 January 2024 - 14:16
 Track Rating: Good 4, Weather: Fine, Rail Position: True



Section	Overall	1400m	1200m	1000m	800m	600m	400m	200m
Section Times	1:34.13 [2] (0:11.81)	1:22.32 [2] (0:12.18)	1:10.14 [3] (0:11.93)	0:58.21 [3] (0:11.69)	0:46.52 [4] (0:11.34)	0:35.18 [4] (0:11.67)	0:23.51 [4] (0:11.48)	0:12.03 [3] (0:12.03)
Average Speed [km/h]	48.7	60.0	60.6	61.7	63.9	62.3	63.0	59.7
Top Speed [km/h]	60.0	60.4	62.6	63.1	66.4	63.1	64.5	62.4
Avg. Dist. to Rail [m]	5.0	2.8	2.0	1.2	1.1	1.3	2.7	4.4
Avg. Stride Freq. [Hz]	2.2	2.3	2.3	2.3	2.4	2.4	2.4	2.3
Avg. Stride Length [m]	6.1	7.3	7.4	7.5	7.5	7.3	7.4	7.2



- [] Ranking at each section and finish
- .-.- No data available at this section
- NA No data available



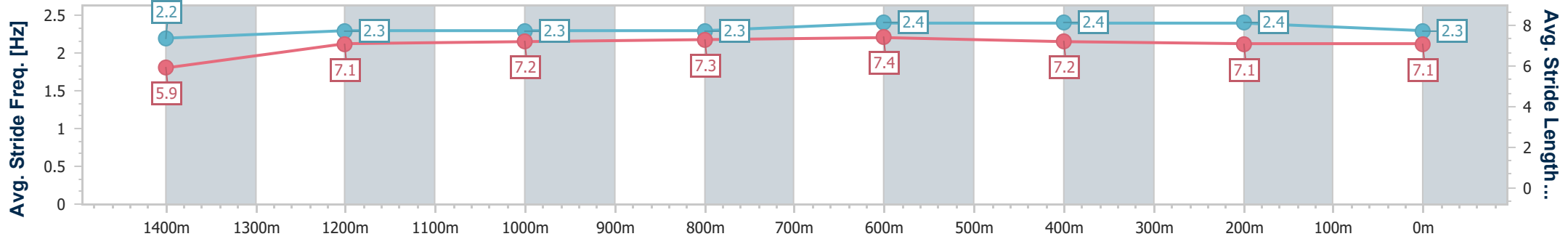
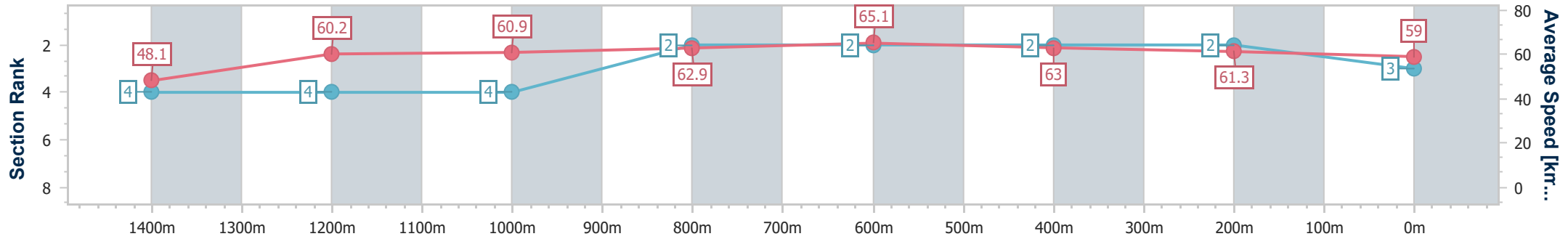
Horse/Jockey Name	Wintilly
Final Rank	3
Fastest Section Time (Section)	0:11.14 (800m)
Top Speed [km/h] (Section)	67.4 (800m)
Race State	Finished



Mackay QLD Professional
 Race 1: LADBROKE IT! BENCHMARK 55 Handicap - 1560m
 05 January 2024 - 14:16
 Track Rating: Good 4, Weather: Fine, Rail Position: True



Section	Overall	1400m	1200m	1000m	800m	600m	400m	200m
Section Times	1:34.18 [3] (0:11.98)	1:22.20 [4] (0:12.11)	1:10.09 [4] (0:11.89)	0:58.20 [4] (0:11.53)	0:46.67 [2] (0:11.14)	0:35.53 [2] (0:11.57)	0:23.96 [2] (0:11.72)	0:12.24 [2] (0:12.24)
Average Speed [km/h]	48.1	60.2	60.9	62.9	65.1	63.0	61.3	59.0
Top Speed [km/h]	60.5	62.4	61.3	65.5	67.4	64.7	63.5	61.6
Avg. Dist. to Rail [m]	5.1	3.0	2.8	2.4	2.0	1.4	1.5	1.5
Avg. Stride Freq. [Hz]	2.2	2.3	2.3	2.3	2.4	2.4	2.4	2.3
Avg. Stride Length [m]	5.9	7.1	7.2	7.3	7.4	7.2	7.1	7.1



- [] Ranking at each section and finish
- .-.- No data available at this section
- NA No data available



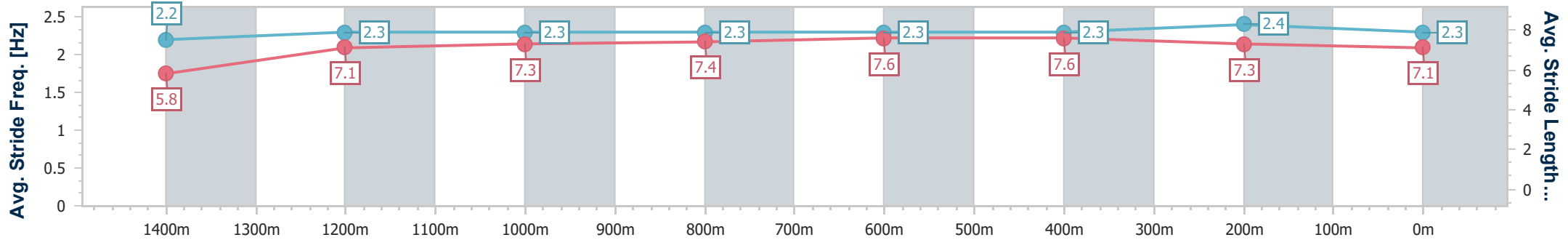
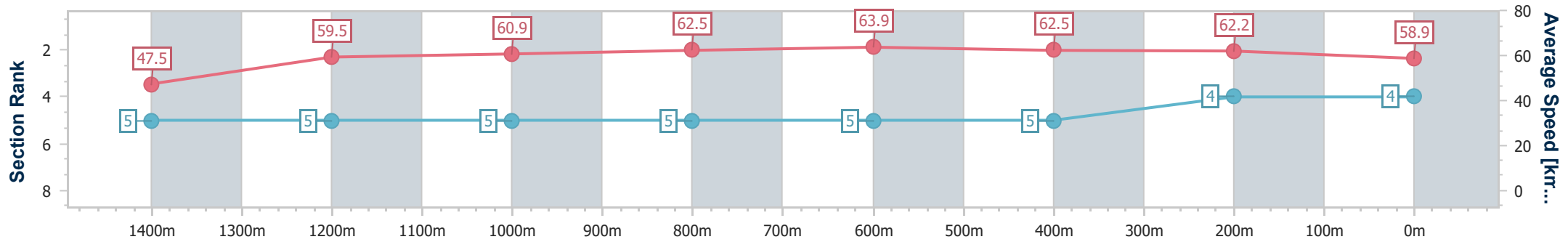
Horse/Jockey Name	Hunua Hank
Final Rank	4
Fastest Section Time (Section)	0:11.38 (800m)
Top Speed [km/h] (Section)	66.0 (800m)
Race State	Finished



Mackay QLD Professional
 Race 1: LADBROKE IT! BENCHMARK 55 Handicap - 1560m
 05 January 2024 - 14:16
 Track Rating: Good 4, Weather: Fine, Rail Position: True



Section	Overall	1400m	1200m	1000m	800m	600m	400m	200m
Section Times	1:34.67 [4] (0:12.17)	1:22.50 [5] (0:12.17)	1:10.33 [5] (0:11.88)	0:58.45 [5] (0:11.53)	0:46.92 [5] (0:11.38)	0:35.54 [5] (0:11.70)	0:23.84 [5] (0:11.65)	0:12.19 [4] (0:12.19)
Average Speed [km/h]	47.5	59.5	60.9	62.5	63.9	62.5	62.2	58.9
Top Speed [km/h]	58.9	60.3	61.4	63.8	66.0	63.3	63.3	62.2
Avg. Dist. to Rail [m]	6.2	1.7	1.1	0.8	2.9	2.1	3.7	3.5
Avg. Stride Freq. [Hz]	2.2	2.3	2.3	2.3	2.3	2.3	2.4	2.3
Avg. Stride Length [m]	5.8	7.1	7.3	7.4	7.6	7.6	7.3	7.1



- [] Ranking at each section and finish
- .-.- No data available at this section
- NA No data available



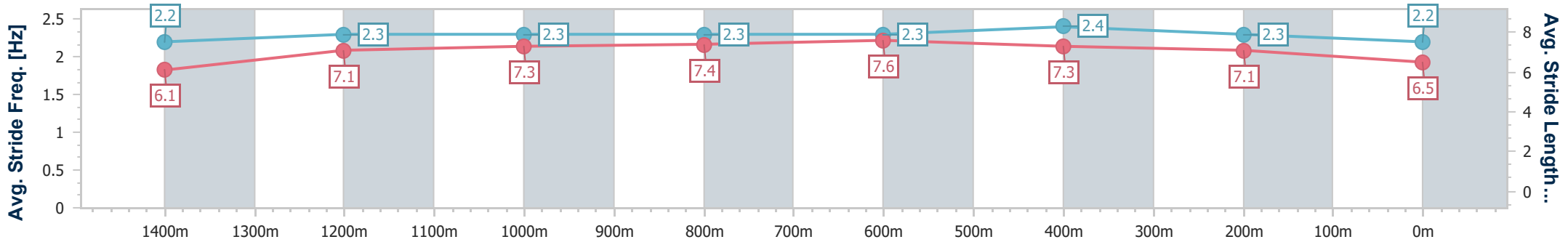
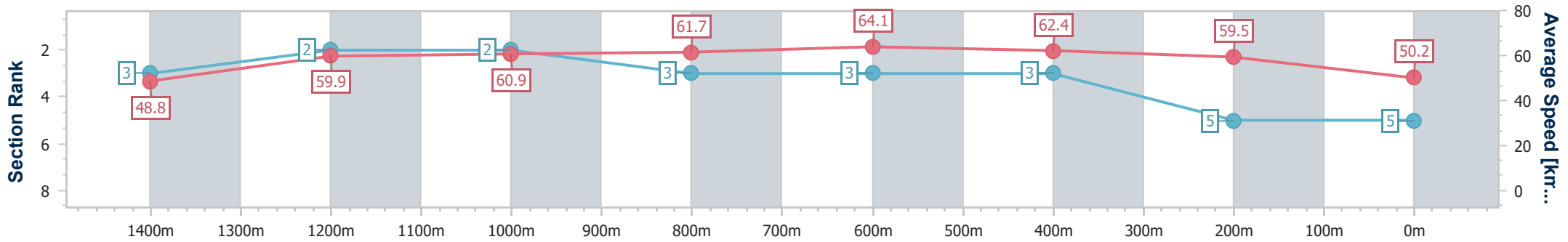
Horse/Jockey Name	Murrajong Road
Final Rank	5
Fastest Section Time (Section)	0:11.31 (800m)
Top Speed [km/h] (Section)	65.9 (800m)
Race State	Finished



Mackay QLD Professional
 Race 1: LADBROKE IT! BENCHMARK 55 Handicap - 1560m
 05 January 2024 - 14:16
 Track Rating: Good 4, Weather: Fine, Rail Position: True



Section	Overall	1400m	1200m	1000m	800m	600m	400m	200m
Section Times	1:36.95 [5] (0:11.81)	1:25.14 [3] (0:12.10)	1:13.04 [2] (0:11.92)	1:01.12 [2] (0:11.76)	0:49.36 [3] (0:11.31)	0:38.05 [3] (0:11.59)	0:26.46 [3] (0:12.13)	0:14.33 [5] (0:14.33)
Average Speed [km/h]	48.8	59.9	60.9	61.7	64.1	62.4	59.5	50.2
Top Speed [km/h]	59.8	60.9	62.1	62.5	65.9	63.5	61.0	57.1
Avg. Dist. to Rail [m]	3.9	2.1	2.6	2.5	2.5	0.9	2.1	3.5
Avg. Stride Freq. [Hz]	2.2	2.3	2.3	2.3	2.3	2.4	2.3	2.2
Avg. Stride Length [m]	6.1	7.1	7.3	7.4	7.6	7.3	7.1	6.5



- [] Ranking at each section and finish
- .-.- No data available at this section
- NA No data available