



Toowoomba QLD Professional

Race 3: NEIL MANSELL CONCRETE Class 2 Handicap - 1300m

01 January 2024 - 14:28



Track Rating: Good 4, Weather: Overcast, Rail Position: True

Section		Field Times										Last 600m			
		Overall	1200m	1000m	800m	600m	400m								
		1:18.55 (0:08.27)	1:10.28 (0:10.79)	0:59.49 (0:11.77)	0:47.72 (0:11.96)	0:35.76 (0:11.81)	0:23.95 (0:11.94)	0:35.76							
Rank	TAB	Horse/Jockey	Barrier	Top Speed [km/h]	Fastest Section	Distance Travelled [m]									
1	5	OZARCH Kenji Yoshida	8	67.0	0:08.62	1:18.55 [1] (0:08.62)	1:09.93 [5] (0:10.96)	0:58.97 [4] (0:11.46)	0:47.51 [3] (0:11.99)	0:35.52 [3] (0:11.72)	0:23.80 [2] (0:11.79)	0:35.52			
2	3	IRISH SALLY Karl Zechner	1	64.9	0:08.48	1:18.99 [2] (0:08.48)	1:10.51 [3] (0:11.41)	0:59.10 [5] (0:11.66)	0:47.44 [6] (0:12.09)	0:35.35 [5] (0:11.65)	0:23.70 [3] (0:11.74)	0:35.35	-1		
3	6	TATTLE Emily Lang	7	68.3	0:08.27	1:19.33 [3] (0:08.27)	1:11.06 [1] (0:10.79)	1:00.27 [1] (0:11.77)	0:48.50 [1] (0:11.96)	0:36.54 [1] (0:11.81)	0:24.73 [1] (0:12.08)	0:36.54	+0		
4	2	UNION SPIRIT James Orman	5	65.1	0:08.65	1:19.43 [4] (0:08.65)	1:10.78 [6] (0:11.32)	0:59.46 [6] (0:11.58)	0:47.88 [5] (0:12.15)	0:35.73 [6] (0:11.90)	0:23.83 [6] (0:11.69)	0:35.73	+3		
5	1	IRONSIDE Jake Molloy	10	68.3	0:08.93	1:19.47 [5] (0:08.93)	1:10.54 [8] (0:11.21)	0:59.33 [7] (0:11.61)	0:47.72 [7] (0:12.05)	0:35.67 [7] (0:11.67)	0:24.00 [5] (0:12.10)	0:35.67	+0		
6	7	ZOU ZOUAMORE Taylor Marshall	6	64.1	0:08.94	1:19.88 [6] (0:08.94)	1:10.94 [9] (0:11.45)	0:59.49 [9] (0:11.56)	0:47.93 [9] (0:11.97)	0:35.96 [9] (0:11.98)	0:23.98 [9] (0:11.94)	0:35.96	+5		
7	9	MANDALONG FLAG Montanna Savva	11	67.6	0:08.51	1:21.03 [7] (0:08.51)	1:12.52 [4] (0:10.97)	1:01.55 [3] (0:11.69)	0:49.86 [4] (0:12.24)	0:37.62 [4] (0:12.25)	0:25.37 [7] (0:12.62)	0:37.62	+4		
8	11	INHISTIME Nozi Tomizawa	9	63.4	0:08.95	1:21.49 [8] (0:08.95)	1:12.54 [10] (0:11.71)	1:00.83 [10] (0:11.75)	0:49.08 [10] (0:11.86)	0:37.22 [10] (0:12.09)	0:25.13 [10] (0:12.48)	0:37.22	-2		
9	10	BOSS BANDIT Tyler Leslight	2	64.0	0:08.93	1:21.55 [9] (0:08.93)	1:12.62 [7] (0:11.40)	1:01.22 [8] (0:11.51)	0:49.71 [8] (0:12.02)	0:37.69 [8] (0:11.98)	0:25.71 [8] (0:12.99)	0:37.69	-6		
10	8	MOS OUT Georgina Cartwright	3	67.5	0:08.36	1:23.43 [10] (0:08.36)	1:15.07 [2] (0:10.90)	1:04.17 [2] (0:11.69)	0:52.48 [2] (0:12.02)	0:40.46 [2] (0:12.45)	0:28.01 [4] (0:13.53)	0:40.46	+0		

Scratched: Darchinian (#4)

[] Ranking at each section and finish
 -:-:- No data available at this section
 NA No data available

SCN Saddle cloth number
 DNF Did not finish
 DNT Did not track



Toowoomba QLD Professional

Race 3: NEIL MANSELL CONCRETE Class 2 Handicap - 1300m

01 January 2024 - 14:28



Track Rating: Good 4, Weather: Overcast, Rail Position: True

Section				200m				Last 600m	
Field Times				0:12.01 (0:12.01)				0:35.76	
Rank	TAB	Horse/Jockey	Barrier	Top Speed [km/h]	Fastest Section	Margin			Distance Travelled [m]
1	5	OZARCH Kenji Yoshida	8	67.0 1200m	0:08.62 Overall	0:12.01 [1] (0:12.01)	1:18.55		0:35.52
2	3	IRISH SALLY Karl Zechner	1	64.9 1200m	0:08.48 Overall	0:11.96 [3] (0:11.96)	2.5L		0:35.35 -1
3	6	TATTLE Emily Lang	7	68.3 1200m	0:08.27 Overall	0:12.65 [2] (0:12.65)	4.5L		0:36.54 +0
4	2	UNION SPIRIT James Orman	5	65.1 1200m	0:08.65 Overall	0:12.14 [4] (0:12.14)	5L		0:35.73 +3
5	1	IRONSIDE Jake Molloy	10	68.3 1200m	0:08.93 Overall	0:11.90 [5] (0:11.90)	5.2L		0:35.67 +0
6	7	ZOU ZOUAMORE Taylor Marshall	6	64.1 1200m	0:08.94 Overall	0:12.04 [6] (0:12.04)	7.5L		0:35.96 +5
7	9	MANDALONG FLAG Montanna Savva	11	67.6 1200m	0:08.51 Overall	0:12.75 [7] (0:12.75)	14.3L		0:37.62 +4
8	11	INHISTIME Nozi Tomizawa	9	63.4 800m	0:08.95 Overall	0:12.65 [9] (0:12.65)	16.8L		0:37.22 -2
9	10	BOSS BANDIT Tyler Leslight	2	64.0 1000m	0:08.93 Overall	0:12.72 [8] (0:12.72)	17.1L		0:37.69 -6
10	8	MOS OUT Georgina Cartwright	3	67.5 1200m	0:08.36 Overall	0:14.48 [10] (0:14.48)	28.1L		0:40.46 +0

Scratched: Darchinian (#4)

Report Created: Mon 1 January 2024 14:52 GMT+1 (Note: Timing is based on position data)

Page 2/12

[] Ranking at each section and finish
 -:-:- No data available at this section
 NA No data available

SCN Saddle cloth number
 DNF Did not finish
 DNT Did not track

data processed by TRIPLESDATA



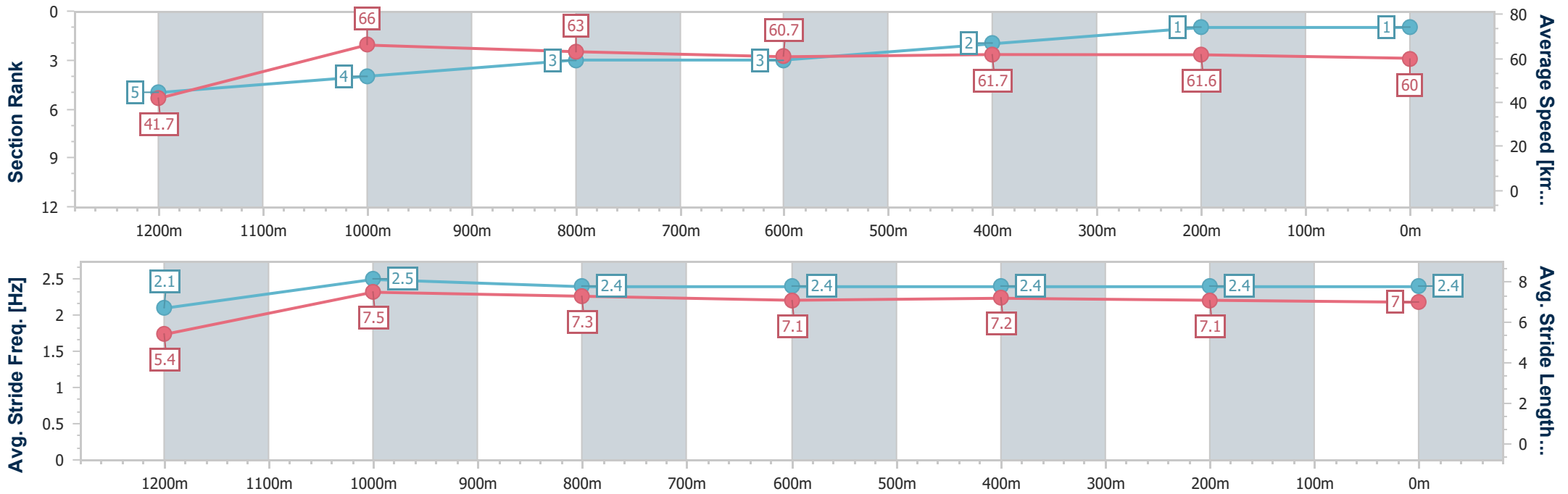
Horse/Jockey Name	Ozarch
Final Rank	1
Fastest Section Time (Section)	0:08.62 (Overall)
Top Speed [km/h] (Section)	67.0 (1200m)
Race State	Finished



Toowoomba QLD Professional
 Race 3: NEIL MANSELL CONCRETE Class 2 Handicap - 1300m
 01 January 2024 - 14:28
 Track Rating: Good 4, Weather: Overcast, Rail Position: True



Section	Overall	1200m	1000m	800m	600m	400m	200m
Section Times	1:18.55 [1] (0:08.62)	1:09.93 [5] (0:10.96)	0:58.97 [4] (0:11.46)	0:47.51 [3] (0:11.99)	0:35.52 [3] (0:11.72)	0:23.80 [2] (0:11.79)	0:12.01 [1] (0:12.01)
Average Speed [km/h]	41.7	66.0	63.0	60.7	61.7	61.6	60.0
Top Speed [km/h]	63.5	67.0	65.3	61.5	63.1	63.0	62.2
Avg. Dist. to Rail [m]	7.8	2.3	1.1	2.5	1.5	2.2	1.5
Avg. Stride Freq. [Hz]	2.1	2.5	2.4	2.4	2.4	2.4	2.4
Avg. Stride Length [m]	5.4	7.5	7.3	7.1	7.2	7.1	7.0



- [] Ranking at each section and finish
- .-.- No data available at this section
- NA No data available



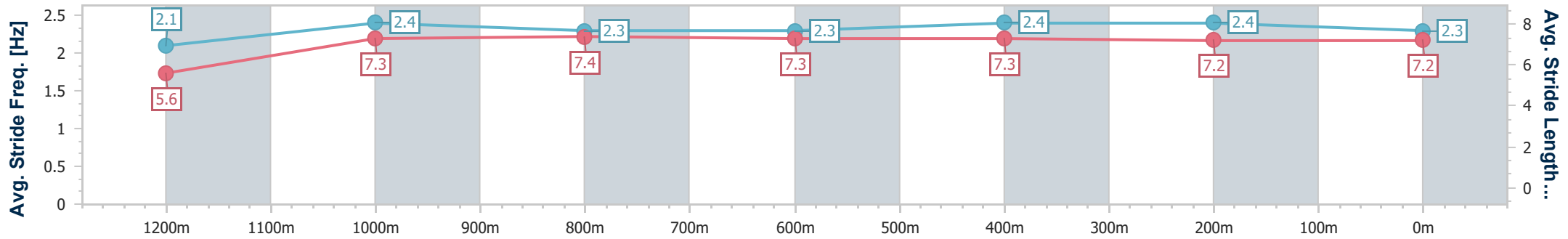
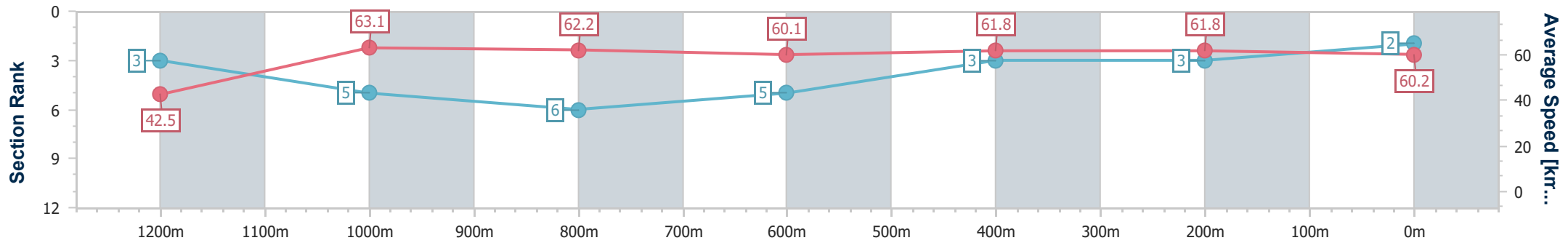
Horse/Jockey Name	Irish Sally
Final Rank	2
Fastest Section Time (Section)	0:08.48 (Overall)
Top Speed [km/h] (Section)	64.9 (1200m)
Race State	Finished



Toowoomba QLD Professional
 Race 3: NEIL MANSELL CONCRETE Class 2 Handicap - 1300m
 01 January 2024 - 14:28
 Track Rating: Good 4, Weather: Overcast, Rail Position: True



Section	Overall	1200m	1000m	800m	600m	400m	200m
Section Times	1:18.99 [2] (0:08.48)	1:10.51 [3] (0:11.41)	0:59.10 [5] (0:11.66)	0:47.44 [6] (0:12.09)	0:35.35 [5] (0:11.65)	0:23.70 [3] (0:11.74)	0:11.96 [3] (0:11.96)
Average Speed [km/h]	42.5	63.1	62.2	60.1	61.8	61.8	60.2
Top Speed [km/h]	60.9	64.9	64.1	61.0	63.8	63.7	62.3
Avg. Dist. to Rail [m]	5.9	2.8	1.6	2.3	0.5	2.4	1.9
Avg. Stride Freq. [Hz]	2.1	2.4	2.3	2.3	2.4	2.4	2.3
Avg. Stride Length [m]	5.6	7.3	7.4	7.3	7.3	7.2	7.2



- [] Ranking at each section and finish
- .-.- No data available at this section
- NA No data available



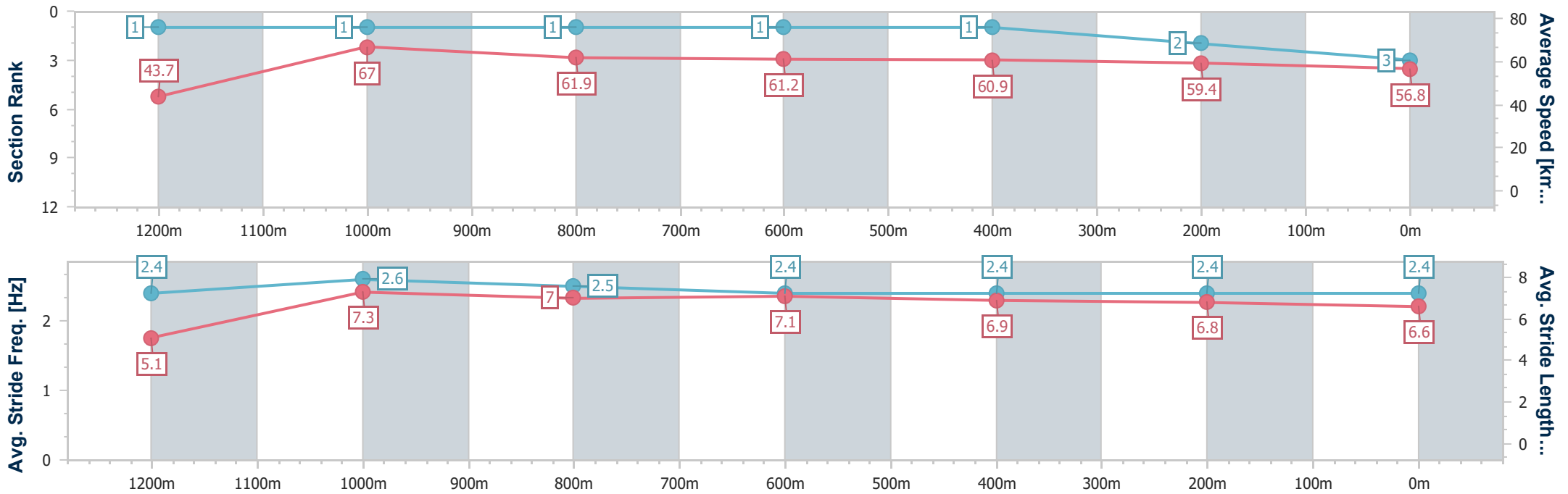
Horse/Jockey Name	Tattle
Final Rank	3
Fastest Section Time (Section)	0:08.27 (Overall)
Top Speed [km/h] (Section)	68.3 (1200m)
Race State	Finished



Toowoomba QLD Professional
 Race 3: NEIL MANSELL CONCRETE Class 2 Handicap - 1300m
 01 January 2024 - 14:28
 Track Rating: Good 4, Weather: Overcast, Rail Position: True



Section	Overall	1200m	1000m	800m	600m	400m	200m
Section Times	1:19.33 [3] (0:08.27)	1:11.06 [1] (0:10.79)	1:00.27 [1] (0:11.77)	0:48.50 [1] (0:11.96)	0:36.54 [1] (0:11.81)	0:24.73 [1] (0:12.08)	0:12.65 [2] (0:12.65)
Average Speed [km/h]	43.7	67.0	61.9	61.2	60.9	59.4	56.8
Top Speed [km/h]	66.5	68.3	65.9	62.9	62.6	61.0	58.5
Avg. Dist. to Rail [m]	8.8	5.2	5.3	2.8	0.8	1.3	0.6
Avg. Stride Freq. [Hz]	2.4	2.6	2.5	2.4	2.4	2.4	2.4
Avg. Stride Length [m]	5.1	7.3	7.0	7.1	6.9	6.8	6.6



- [] Ranking at each section and finish
- .-.- No data available at this section
- NA No data available



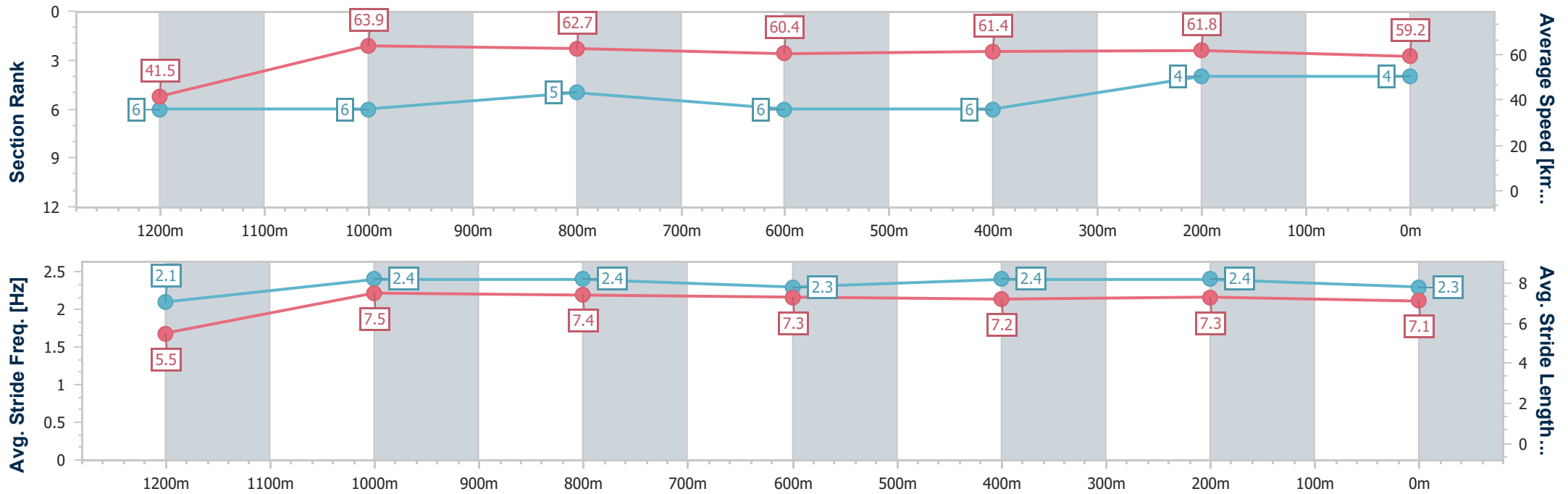
Horse/Jockey Name	Union Spirit
Final Rank	4
Fastest Section Time (Section)	0:08.65 (Overall)
Top Speed [km/h] (Section)	65.1 (1200m)
Race State	Finished



Toowoomba QLD Professional
 Race 3: NEIL MANSELL CONCRETE Class 2 Handicap - 1300m
 01 January 2024 - 14:28
 Track Rating: Good 4, Weather: Overcast, Rail Position: True



Section	Overall	1200m	1000m	800m	600m	400m	200m
Section Times	1:19.43 [4] (0:08.65)	1:10.78 [6] (0:11.32)	0:59.46 [6] (0:11.58)	0:47.88 [5] (0:12.15)	0:35.73 [6] (0:11.90)	0:23.83 [6] (0:11.69)	0:12.14 [4] (0:12.14)
Average Speed [km/h]	41.5	63.9	62.7	60.4	61.4	61.8	59.2
Top Speed [km/h]	61.6	65.1	64.4	61.7	62.9	62.6	62.0
Avg. Dist. to Rail [m]	5.1	2.7	3.1	4.4	2.9	1.9	3.8
Avg. Stride Freq. [Hz]	2.1	2.4	2.4	2.3	2.4	2.4	2.3
Avg. Stride Length [m]	5.5	7.5	7.4	7.3	7.2	7.3	7.1



- [] Ranking at each section and finish
- .-.- No data available at this section
- NA No data available



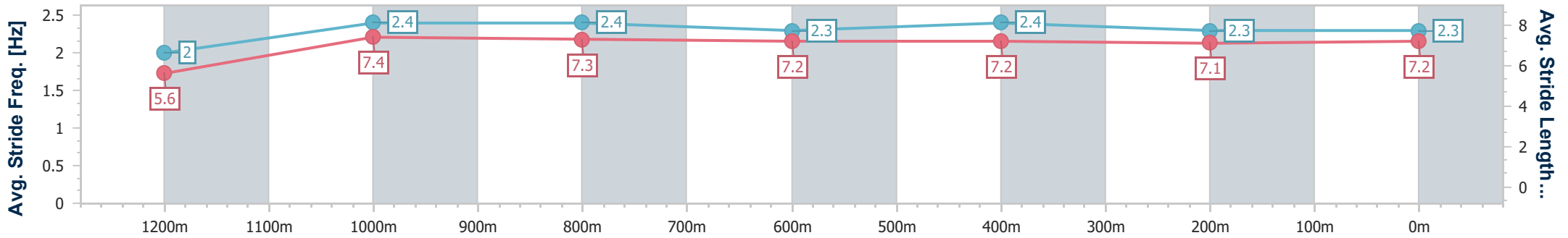
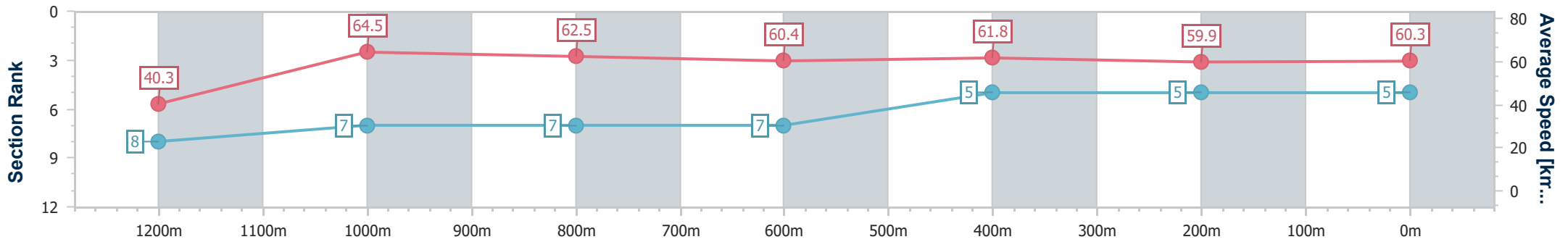
Horse/Jockey Name	Ironside
Final Rank	5
Fastest Section Time (Section)	0:08.93 (Overall)
Top Speed [km/h] (Section)	68.3 (1200m)
Race State	Finished



Toowoomba QLD Professional
 Race 3: NEIL MANSELL CONCRETE Class 2 Handicap - 1300m
 01 January 2024 - 14:28
 Track Rating: Good 4, Weather: Overcast, Rail Position: True



Section	Overall	1200m	1000m	800m	600m	400m	200m
Section Times	1:19.47 [5] (0:08.93)	1:10.54 [8] (0:11.21)	0:59.33 [7] (0:11.61)	0:47.72 [7] (0:12.05)	0:35.67 [7] (0:11.67)	0:24.00 [5] (0:12.10)	0:11.90 [5] (0:11.90)
Average Speed [km/h]	40.3	64.5	62.5	60.4	61.8	59.9	60.3
Top Speed [km/h]	62.1	68.3	64.7	61.3	63.5	61.5	61.8
Avg. Dist. to Rail [m]	9.3	3.4	2.4	2.4	0.7	1.8	2.6
Avg. Stride Freq. [Hz]	2.0	2.4	2.4	2.3	2.4	2.3	2.3
Avg. Stride Length [m]	5.6	7.4	7.3	7.2	7.2	7.1	7.2



- [] Ranking at each section and finish
- .-.- No data available at this section
- NA No data available



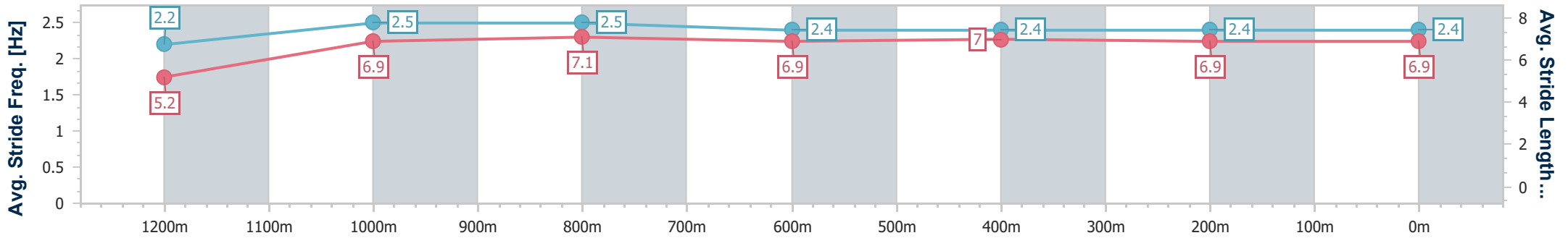
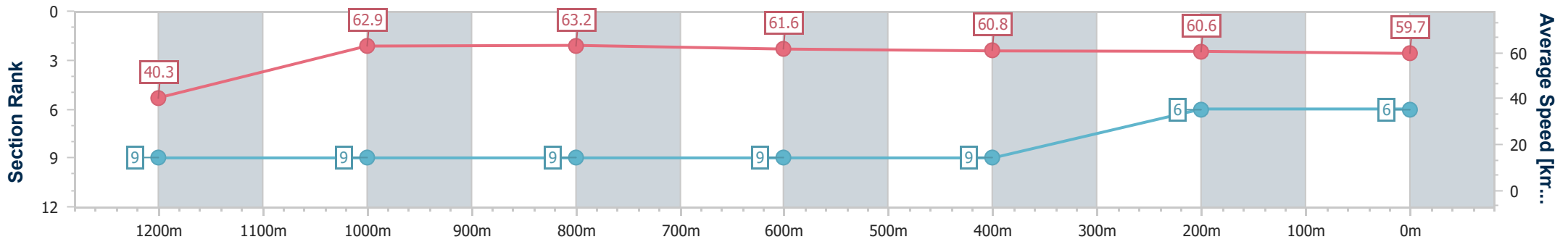
Horse/Jockey Name	Zou Zouamore
Final Rank	6
Fastest Section Time (Section)	0:08.94 (Overall)
Top Speed [km/h] (Section)	64.1 (1200m)
Race State	Finished



Toowoomba QLD Professional
 Race 3: NEIL MANSELL CONCRETE Class 2 Handicap - 1300m
 01 January 2024 - 14:28
 Track Rating: Good 4, Weather: Overcast, Rail Position: True



Section	Overall	1200m	1000m	800m	600m	400m	200m
Section Times	1:19.88 [6] (0:08.94)	1:10.94 [9] (0:11.45)	0:59.49 [9] (0:11.56)	0:47.93 [9] (0:11.97)	0:35.96 [9] (0:11.98)	0:23.98 [9] (0:11.94)	0:12.04 [6] (0:12.04)
Average Speed [km/h]	40.3	62.9	63.2	61.6	60.8	60.6	59.7
Top Speed [km/h]	61.0	64.1	64.1	63.4	63.2	61.4	61.3
Avg. Dist. to Rail [m]	7.0	3.9	3.6	5.8	2.5	1.5	1.4
Avg. Stride Freq. [Hz]	2.2	2.5	2.5	2.4	2.4	2.4	2.4
Avg. Stride Length [m]	5.2	6.9	7.1	6.9	7.0	6.9	6.9



- [] Ranking at each section and finish
- .-.- No data available at this section
- NA No data available



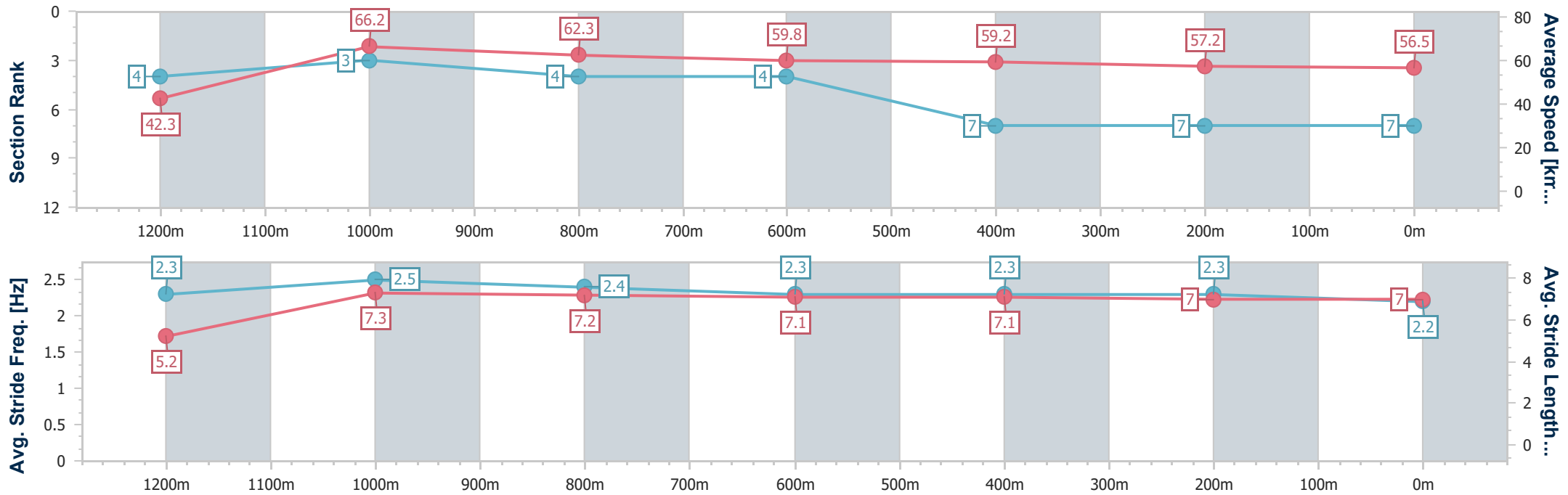
Horse/Jockey Name	Mandalong Flag
Final Rank	7
Fastest Section Time (Section)	0:08.51 (Overall)
Top Speed [km/h] (Section)	67.6 (1200m)
Race State	Finished



Toowoomba QLD Professional
 Race 3: NEIL MANSELL CONCRETE Class 2 Handicap - 1300m
 01 January 2024 - 14:28
 Track Rating: Good 4, Weather: Overcast, Rail Position: True



Section	Overall	1200m	1000m	800m	600m	400m	200m
Section Times	1:21.03 [7] (0:08.51)	1:12.52 [4] (0:10.97)	1:01.55 [3] (0:11.69)	0:49.86 [4] (0:12.24)	0:37.62 [4] (0:12.25)	0:25.37 [7] (0:12.62)	0:12.75 [7] (0:12.75)
Average Speed [km/h]	42.3	66.2	62.3	59.8	59.2	57.2	56.5
Top Speed [km/h]	63.6	67.6	64.6	60.7	60.4	59.0	59.1
Avg. Dist. to Rail [m]	13.5	6.1	3.4	4.0	2.0	1.0	3.4
Avg. Stride Freq. [Hz]	2.3	2.5	2.4	2.3	2.3	2.3	2.2
Avg. Stride Length [m]	5.2	7.3	7.2	7.1	7.1	7.0	7.0



- [] Ranking at each section and finish
- .-.- No data available at this section
- NA No data available



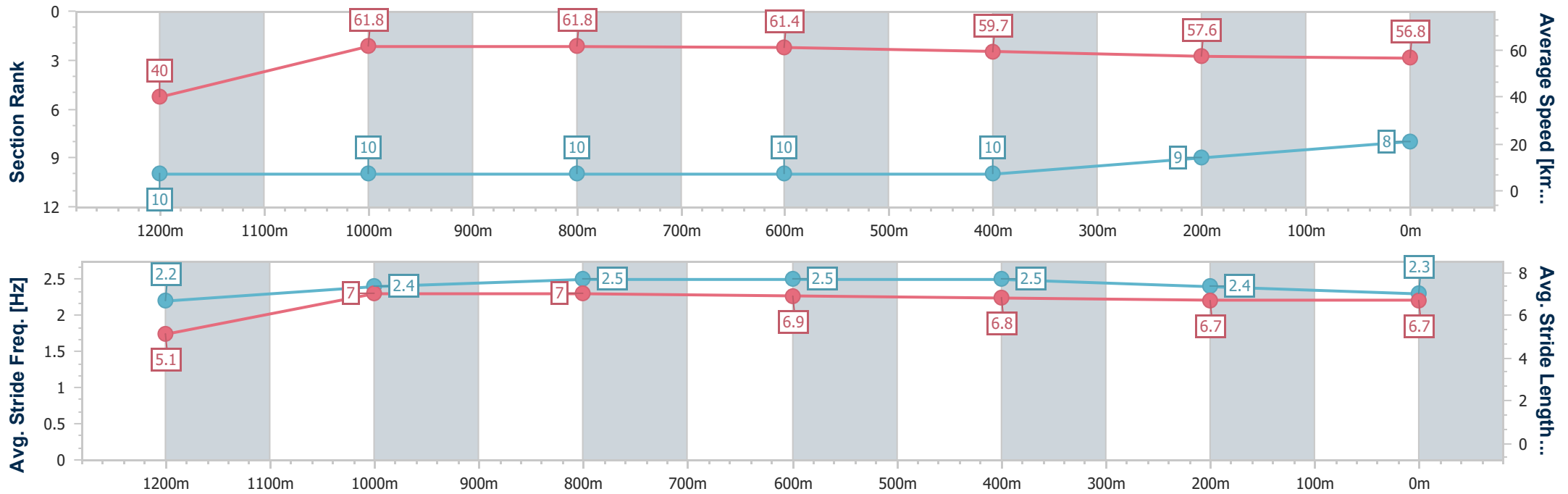
Horse/Jockey Name	Inhitime
Final Rank	8
Fastest Section Time (Section)	0:08.95 (Overall)
Top Speed [km/h] (Section)	63.4 (800m)
Race State	Finished



Toowoomba QLD Professional
 Race 3: NEIL MANSELL CONCRETE Class 2 Handicap - 1300m
 01 January 2024 - 14:28
 Track Rating: Good 4, Weather: Overcast, Rail Position: True



Section	Overall	1200m	1000m	800m	600m	400m	200m
Section Times	1:21.49 [8] (0:08.95)	1:12.54 [10] (0:11.71)	1:00.83 [10] (0:11.75)	0:49.08 [10] (0:11.86)	0:37.22 [10] (0:12.09)	0:25.13 [10] (0:12.48)	0:12.65 [9] (0:12.65)
Average Speed [km/h]	40.0	61.8	61.8	61.4	59.7	57.6	56.8
Top Speed [km/h]	57.4	63.3	62.9	63.4	61.9	58.6	58.7
Avg. Dist. to Rail [m]	10.7	3.7	2.7	2.0	0.8	1.0	1.0
Avg. Stride Freq. [Hz]	2.2	2.4	2.5	2.5	2.5	2.4	2.3
Avg. Stride Length [m]	5.1	7.0	7.0	6.9	6.8	6.7	6.7



- [] Ranking at each section and finish
- .-.- No data available at this section
- NA No data available



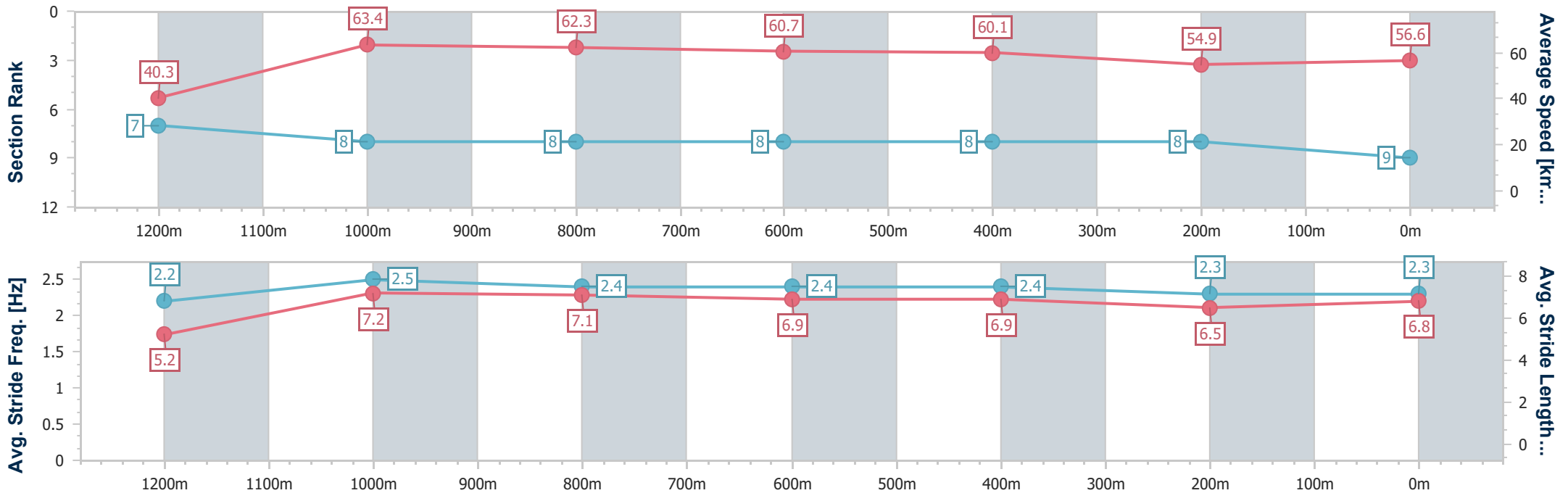
Horse/Jockey Name	Boss Bandit
Final Rank	9
Fastest Section Time (Section)	0:08.93 (Overall)
Top Speed [km/h] (Section)	64.0 (1000m)
Race State	Finished



Toowoomba QLD Professional
 Race 3: NEIL MANSELL CONCRETE Class 2 Handicap - 1300m
 01 January 2024 - 14:28
 Track Rating: Good 4, Weather: Overcast, Rail Position: True



Section	Overall	1200m	1000m	800m	600m	400m	200m
Section Times	1:21.55 [9] (0:08.93)	1:12.62 [7] (0:11.40)	1:01.22 [8] (0:11.51)	0:49.71 [8] (0:12.02)	0:37.69 [8] (0:11.98)	0:25.71 [8] (0:12.99)	0:12.72 [8] (0:12.72)
Average Speed [km/h]	40.3	63.4	62.3	60.7	60.1	54.9	56.6
Top Speed [km/h]	60.5	64.0	64.0	63.0	62.8	57.6	57.4
Avg. Dist. to Rail [m]	3.1	1.9	0.5	1.7	0.2	1.4	0.7
Avg. Stride Freq. [Hz]	2.2	2.5	2.4	2.4	2.4	2.3	2.3
Avg. Stride Length [m]	5.2	7.2	7.1	6.9	6.9	6.5	6.8



- [] Ranking at each section and finish
- .-.- No data available at this section
- NA No data available



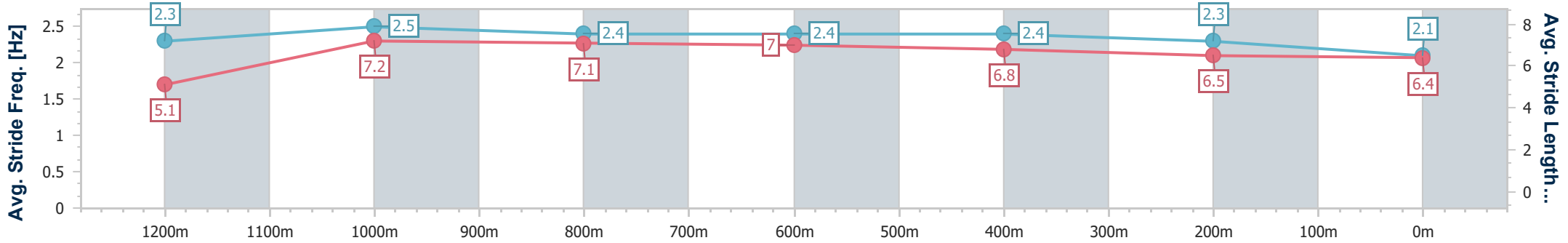
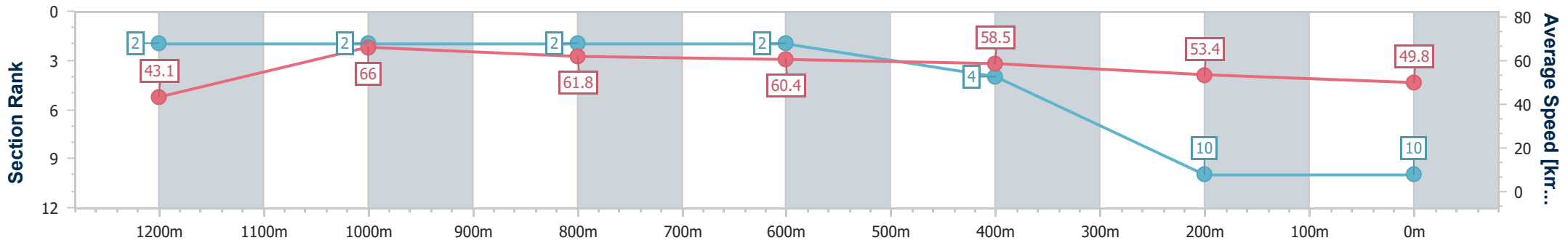
Horse/Jockey Name	Mos Out
Final Rank	10
Fastest Section Time (Section)	0:08.36 (Overall)
Top Speed [km/h] (Section)	67.5 (1200m)
Race State	Finished



Toowoomba QLD Professional
 Race 3: NEIL MANSELL CONCRETE Class 2 Handicap - 1300m
 01 January 2024 - 14:28
 Track Rating: Good 4, Weather: Overcast, Rail Position: True



Section	Overall	1200m	1000m	800m	600m	400m	200m
Section Times	1:23.43 [10] (0:08.36)	1:15.07 [2] (0:10.90)	1:04.17 [2] (0:11.69)	0:52.48 [2] (0:12.02)	0:40.46 [2] (0:12.45)	0:28.01 [4] (0:13.53)	0:14.48 [10] (0:14.48)
Average Speed [km/h]	43.1	66.0	61.8	60.4	58.5	53.4	49.8
Top Speed [km/h]	66.4	67.5	63.3	61.3	60.7	56.4	51.6
Avg. Dist. to Rail [m]	5.0	0.8	0.9	2.3	2.0	1.6	1.1
Avg. Stride Freq. [Hz]	2.3	2.5	2.4	2.4	2.4	2.3	2.1
Avg. Stride Length [m]	5.1	7.2	7.1	7.0	6.8	6.5	6.4



- [] Ranking at each section and finish
- .-.- No data available at this section
- NA No data available