



Doomben QLD Professional

Race 6: MAGIC MILLIONS SHOOT OUT - 2020m

30 December 2023 - 15:13



BRISBANE
RACING CLUB

Track Rating: Soft 6, Weather: Overcast, Rail Position: +3m Entire

Section		Overall	1800m	1600m	1400m	1200m	1000m	800m	Last 600m				
Field Times		2:04.75 (0:15.37)	1:49.38 (0:11.87)	1:37.51 (0:12.02)	1:25.49 (0:12.29)	1:13.20 (0:12.59)	1:00.61 (0:12.84)	0:47.77 (0:12.48)	0:35.29				
Rank	TAB Horse/Jockey	Barrier	Top Speed [km/h]	Fastest Section									Distance Travelled [m]
1	11 PRINCESS RHAENYS Ben Thompson	8	65.2 400m	0:11.33 400m	2:04.75 [1] (0:15.44)	1:49.31 [2] (0:11.96)	1:37.35 [4] (0:12.33)	1:25.02 [4] (0:12.26)	1:12.76 [4] (0:12.42)	1:00.34 [4] (0:12.95)	0:47.39 [4] (0:12.43)	0:34.96	
2	12 RED WAVE Robbie Dolan	11	64.2 400m	0:11.43 600m	2:04.90 [2] (0:15.68)	1:49.22 [7] (0:11.97)	1:37.25 [7] (0:12.42)	1:24.83 [6] (0:12.27)	1:12.56 [6] (0:12.40)	1:00.16 [6] (0:12.88)	0:47.28 [6] (0:12.52)	0:34.76	-1
3	2 DUNE FORTY FIVE Blake Shinn	1	63.8 Overall	0:11.56 600m	2:05.03 [3] (0:15.55)	1:49.48 [5] (0:11.69)	1:37.79 [1] (0:12.27)	1:25.52 [2] (0:12.31)	1:13.21 [3] (0:12.52)	1:00.69 [3] (0:12.94)	0:47.75 [3] (0:12.52)	0:35.23	-12
4	5 MILITARY GAMBLER Damien Thornton	9	63.8 400m	0:11.55 400m	2:05.06 [4] (0:15.37)	1:49.69 [1] (0:11.94)	1:37.75 [2] (0:11.95)	1:25.80 [1] (0:12.29)	1:13.51 [1] (0:12.59)	1:00.92 [1] (0:12.84)	0:48.08 [1] (0:12.48)	0:35.60	-4
5	8 ARTFUL GIRL Marnu Potgieter	2	64.3 400m	0:11.40 400m	2:05.31 [5] (0:15.87)	1:49.44 [8] (0:11.75)	1:37.69 [6] (0:12.19)	1:25.50 [5] (0:12.27)	1:13.23 [5] (0:12.53)	1:00.70 [5] (0:12.93)	0:47.77 [5] (0:12.51)	0:35.26	-9
6	9 HEAD OF STATE Mark Du Plessis	3	64.3 400m	0:11.36 400m	2:05.32 [6] (0:16.03)	1:49.29 [10] (0:12.08)	1:37.21 [10] (0:12.45)	1:24.76 [10] (0:12.37)	1:12.39 [10] (0:12.35)	1:00.04 [10] (0:12.91)	0:47.13 [10] (0:12.34)	0:34.79	-12
7	6 QUALITY TIME Jake Bayliss	10	63.3 400m	0:11.63 400m	2:05.48 [7] (0:15.44)	1:50.04 [3] (0:11.93)	1:38.11 [3] (0:12.14)	1:25.97 [3] (0:12.27)	1:13.70 [2] (0:12.52)	1:01.18 [2] (0:12.82)	0:48.36 [2] (0:12.52)	0:35.84	-1
8	7 FLASH AAH Cejay Graham	4	64.5 400m	0:11.42 400m	2:05.51 [8] (0:15.66)	1:49.85 [6] (0:12.15)	1:37.70 [8] (0:12.52)	1:25.18 [9] (0:12.38)	1:12.80 [9] (0:12.26)	1:00.54 [8] (0:12.91)	0:47.63 [8] (0:12.48)	0:35.15	+2
9	1 GREAT HOUSE Martin Harley	12	64.1 600m	0:11.48 600m	2:05.57 [9] (0:16.18)	1:49.39 [11] (0:11.79)	1:37.60 [9] (0:12.34)	1:25.26 [8] (0:12.38)	1:12.88 [8] (0:12.43)	1:00.45 [9] (0:12.93)	0:47.52 [9] (0:12.36)	0:35.16	-7
10	3 LOVE TAP Tyler Schiller	7	63.5 600m	0:11.47 600m	2:05.64 [10] (0:15.50)	1:50.14 [4] (0:12.09)	1:38.05 [5] (0:12.52)	1:25.53 [7] (0:12.27)	1:13.26 [7] (0:12.50)	1:00.76 [7] (0:12.93)	0:47.83 [7] (0:12.53)	0:35.30	-7

Scratched: Readily Availabull (#13), Naval College (#10)

[] Ranking at each section and finish
 -:-:- No data available at this section
 NA No data available

SCN Saddle cloth number
 DNF Did not finish
 DNT Did not track



Doomben QLD Professional

Race 6: MAGIC MILLIONS SHOOT OUT - 2020m

30 December 2023 - 15:13



BRISBANE
RACING CLUB

Track Rating: Soft 6, Weather: Overcast, Rail Position: +3m Entire

Section	Overall	1800m	1600m	1400m	1200m	1000m	800m	Last 600m
Field Times	2:04.75 (0:15.37)	1:49.38 (0:11.87)	1:37.51 (0:12.02)	1:25.49 (0:12.29)	1:13.20 (0:12.59)	1:00.61 (0:12.84)	0:47.77 (0:12.48)	0:35.29

Rank	TAB	Horse/Jockey	Barrier	Top Speed [km/h]	Fastest Section								Distance Travelled [m]	
11	4	ALBURQ	13	64.6	0:11.45	2:06.73 [11]	1:50.70 [9]	1:38.38 [11]	1:25.99 [11]	1:13.63 [11]	1:01.36 [11]	0:48.51 [11]	0:36.11	-5
		Jaden Lloyd		600m	600m	(0:16.03)	(0:12.32)	(0:12.39)	(0:12.36)	(0:12.27)	(0:12.85)	(0:12.40)		

Scratched: Readily Availabull (#13), Naval College (#10)

[] Ranking at each section and finish
 -:-:- No data available at this section
 NA No data available

SCN Saddle cloth number
 DNF Did not finish
 DNT Did not track



Doomben QLD Professional

Race 6: MAGIC MILLIONS SHOOT OUT - 2020m

30 December 2023 - 15:13



BRISBANE
RACING CLUB

Track Rating: Soft 6, Weather: Overcast, Rail Position: +3m Entire

Section					600m	400m	200m				Last 600m	
Field Times					0:35.29 (0:11.60)	0:23.69 (0:11.53)	0:12.16 (0:12.16)				0:35.29	
Rank	TAB Horse/Jockey	Barrier	Top Speed [km/h]	Fastest Section				Margin				Distance Travelled [m]
1	11 PRINCESS RHAENYS Ben Thompson	8	65.2 400m	0:11.33 400m	0:34.96 [3] (0:11.47)	0:23.49 [2] (0:11.33)	0:12.16 [1] (0:12.16)	2:04.75				0:34.96
2	12 RED WAVE Robbie Dolan	11	64.2 400m	0:11.43 600m	0:34.76 [6] (0:11.43)	0:23.33 [5] (0:11.45)	0:11.88 [4] (0:11.88)	0.88L				0:34.76 -1
3	2 DUNE FORTY FIVE Blake Shinn	1	63.8 Overall	0:11.56 600m	0:35.23 [4] (0:11.56)	0:23.67 [3] (0:11.56)	0:12.11 [3] (0:12.11)	1.61L				0:35.23 -12
4	5 MILITARY GAMBLER Damien Thornton	9	63.8 400m	0:11.55 400m	0:35.60 [1] (0:11.60)	0:24.00 [1] (0:11.55)	0:12.45 [2] (0:12.45)	1.82L				0:35.60 -4
5	8 ARTFUL GIRL Marnu Potgieter	2	64.3 400m	0:11.40 400m	0:35.26 [5] (0:11.66)	0:23.60 [6] (0:11.40)	0:12.20 [6] (0:12.20)	3.24L				0:35.26 -9
6	9 HEAD OF STATE Mark Du Plessis	3	64.3 400m	0:11.36 400m	0:34.79 [10] (0:11.44)	0:23.35 [10] (0:11.36)	0:11.99 [7] (0:11.99)	3.34L				0:34.79 -12
7	6 QUALITY TIME Jake Bayliss	10	63.3 400m	0:11.63 400m	0:35.84 [2] (0:11.76)	0:24.08 [4] (0:11.63)	0:12.45 [5] (0:12.45)	4.29L				0:35.84 -1
8	7 FLASH AAH Cejay Graham	4	64.5 400m	0:11.42 400m	0:35.15 [8] (0:11.57)	0:23.58 [9] (0:11.42)	0:12.16 [8] (0:12.16)	4.43L				0:35.15 +2
9	1 GREAT HOUSE Martin Harley	12	64.1 600m	0:11.48 600m	0:35.16 [9] (0:11.48)	0:23.68 [8] (0:11.51)	0:12.17 [10] (0:12.17)	4.78L				0:35.16 -7
10	3 LOVE TAP Tyler Schiller	7	63.5 600m	0:11.47 600m	0:35.30 [7] (0:11.47)	0:23.83 [7] (0:11.55)	0:12.28 [9] (0:12.28)	5.2L				0:35.30 -7

Scratched: Readily Availabull (#13), Naval College (#10)

Report Created: Sat 30 December 2023 15:33 GMT (Note: Timing is based on position data)

Page 3/15

[] Ranking at each section and finish
 -:-:- No data available at this section
 NA No data available

SCN Saddle cloth number
 DNF Did not finish
 DNT Did not track

data processed by  TRIPLES DATA



Doomben QLD Professional
Race 6: MAGIC MILLIONS SHOOT OUT - 2020m
30 December 2023 - 15:13



Track Rating: Soft 6, Weather: Overcast, Rail Position: +3m Entire

Section	600m	400m	200m	Last 600m
Field Times	0:35.29 (0:11.60)	0:23.69 (0:11.53)	0:12.16 (0:12.16)	0:35.29

Rank	TAB	Horse/Jockey	Barrier	Top Speed [km/h]	Fastest Section	Margin	Distance Travelled [m]
11	4	ALBURQ	13	64.6	0:11.45	0:36.11 [11]	-5
		Jaden Lloyd		600m	600m	(0:11.45) (0:11.61) (0:13.05)	

Scratched: Readily Availabull (#13), Naval College (#10)



Horse/Jockey Name	Princess Rhaenys
Final Rank	1
Fastest Section Time (Section)	0:11.33 (400m)
Top Speed [km/h] (Section)	65.2 (400m)
Race State	Finished



Doomben QLD Professional

Race 6: MAGIC MILLIONS SHOOT OUT - 2020m

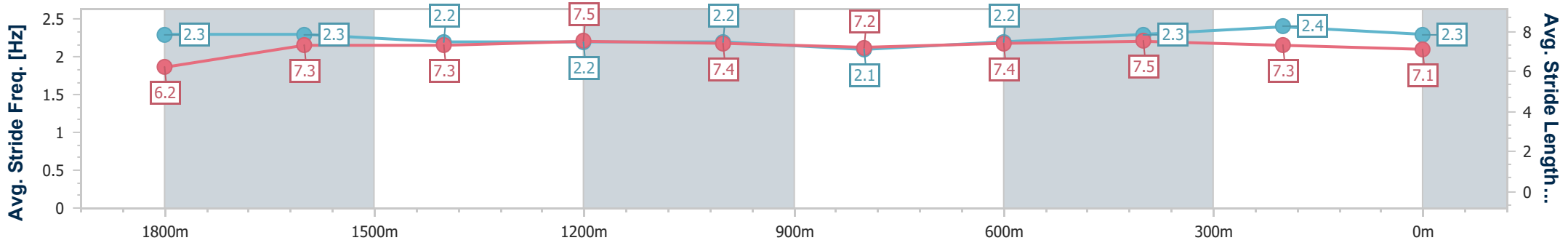
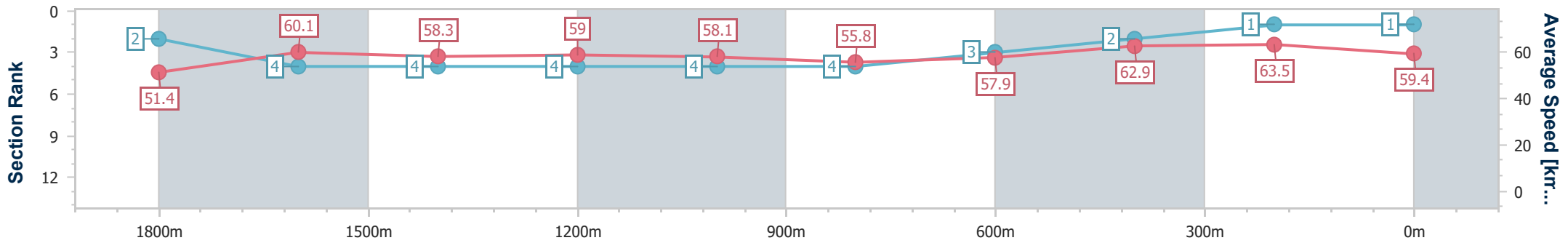
30 December 2023 - 15:13

Track Rating: Soft 6, Weather: Overcast, Rail Position: +3m Entire



BRISBANE RACING CLUB

Section	Overall	1800m	1600m	1400m	1200m	1000m	800m	600m	400m	200m
Section Times	2:04.75 [1] (0:15.44)	1:49.31 [2] (0:11.96)	1:37.35 [4] (0:12.33)	1:25.02 [4] (0:12.26)	1:12.76 [4] (0:12.42)	1:00.34 [4] (0:12.95)	0:47.39 [4] (0:12.43)	0:34.96 [3] (0:11.47)	0:23.49 [2] (0:11.33)	0:12.16 [1] (0:12.16)
Average Speed [km/h]	51.4	60.1	58.3	59.0	58.1	55.8	57.9	62.9	63.5	59.4
Top Speed [km/h]	62.4	63.2	59.6	59.9	59.7	57.0	61.5	63.6	65.2	62.2
Avg. Dist. to Rail [m]	4.2	0.8	0.9	1.3	2.2	1.5	0.5	0.4	1.2	2.0
Avg. Stride Freq. [Hz]	2.3	2.3	2.2	2.2	2.2	2.1	2.2	2.3	2.4	2.3
Avg. Stride Length [m]	6.2	7.3	7.3	7.5	7.4	7.2	7.4	7.5	7.3	7.1



- [] Ranking at each section and finish
- .-.- No data available at this section
- NA No data available



Horse/Jockey Name	Red Wave
Final Rank	2
Fastest Section Time (Section)	0:11.43 (600m)
Top Speed [km/h] (Section)	64.2 (400m)
Race State	Finished



Doomben QLD Professional

Race 6: MAGIC MILLIONS SHOOT OUT - 2020m

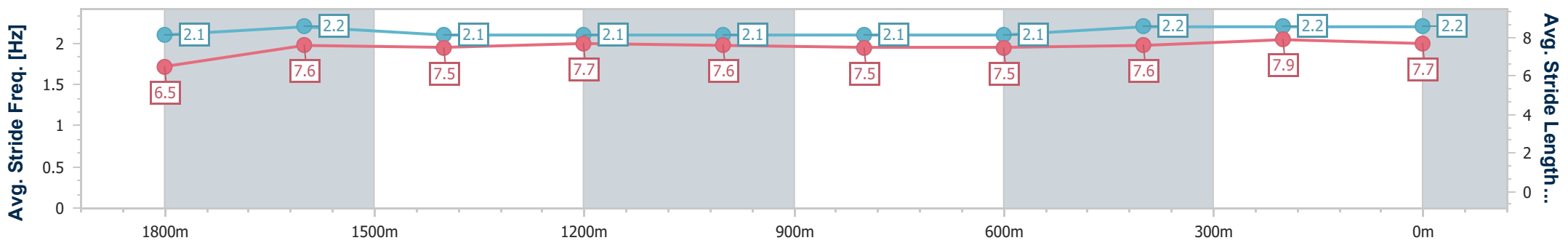
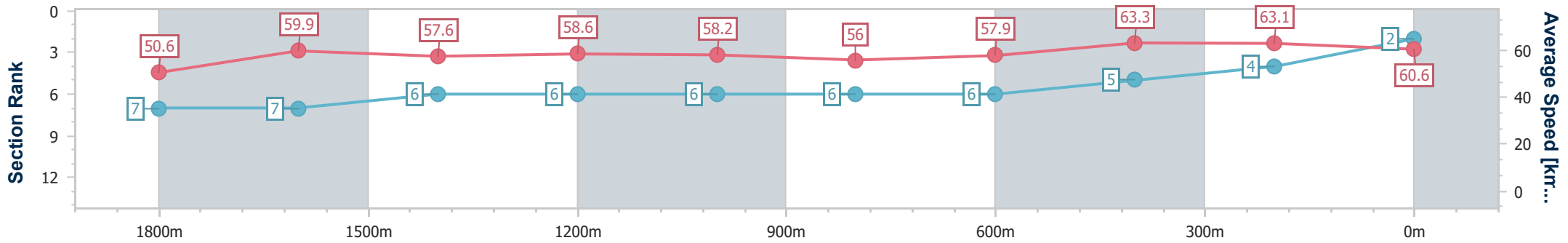
30 December 2023 - 15:13

Track Rating: Soft 6, Weather: Overcast, Rail Position: +3m Entire



BRISBANE RACING CLUB

Section	Overall	1800m	1600m	1400m	1200m	1000m	800m	600m	400m	200m
Section Times	2:04.90 [2] (0:15.68)	1:49.22 [7] (0:11.97)	1:37.25 [7] (0:12.42)	1:24.83 [6] (0:12.27)	1:12.56 [6] (0:12.40)	1:00.16 [6] (0:12.88)	0:47.28 [6] (0:12.52)	0:34.76 [6] (0:11.43)	0:23.33 [5] (0:11.45)	0:11.88 [4] (0:11.88)
Average Speed [km/h]	50.6	59.9	57.6	58.6	58.2	56.0	57.9	63.3	63.1	60.6
Top Speed [km/h]	62.9	62.2	58.8	59.4	59.2	56.7	61.4	63.9	64.2	63.0
Avg. Dist. to Rail [m]	6.6	1.2	1.7	1.0	1.6	1.2	1.0	0.5	2.7	4.8
Avg. Stride Freq. [Hz]	2.1	2.2	2.1	2.1	2.1	2.1	2.1	2.2	2.2	2.2
Avg. Stride Length [m]	6.5	7.6	7.5	7.7	7.6	7.5	7.5	7.6	7.9	7.7



- [] Ranking at each section and finish
- .-.- No data available at this section
- NA No data available



Horse/Jockey Name	Dune Forty Five
Final Rank	3
Fastest Section Time (Section)	0:11.56 (600m)
Top Speed [km/h] (Section)	63.8 (Overall)
Race State	Finished



Doomben QLD Professional

Race 6: MAGIC MILLIONS SHOOT OUT - 2020m

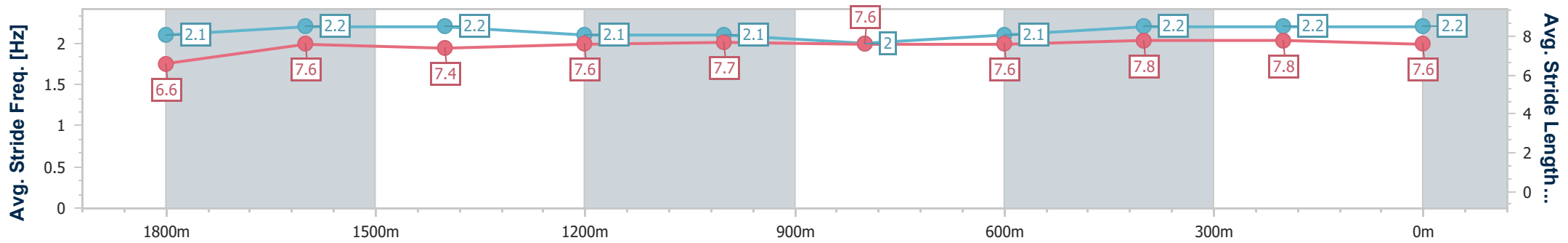
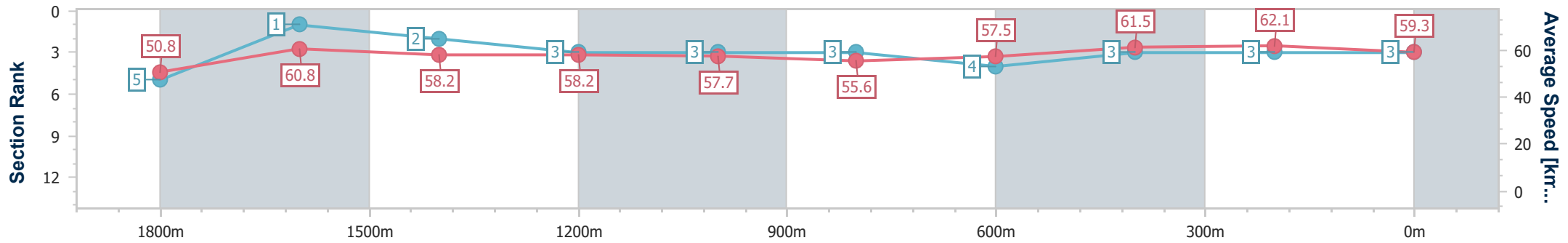
30 December 2023 - 15:13

Track Rating: Soft 6, Weather: Overcast, Rail Position: +3m Entire



BRISBANE RACING CLUB

Section	Overall	1800m	1600m	1400m	1200m	1000m	800m	600m	400m	200m
Section Times	2:05.03 [3] (0:15.55)	1:49.48 [5] (0:11.69)	1:37.79 [1] (0:12.27)	1:25.52 [2] (0:12.31)	1:13.21 [3] (0:12.52)	1:00.69 [3] (0:12.94)	0:47.75 [3] (0:12.52)	0:35.23 [4] (0:11.56)	0:23.67 [3] (0:11.56)	0:12.11 [3] (0:12.11)
Average Speed [km/h]	50.8	60.8	58.2	58.2	57.7	55.6	57.5	61.5	62.1	59.3
Top Speed [km/h]	63.8	63.0	59.3	58.8	58.5	56.5	60.7	62.4	63.0	61.6
Avg. Dist. to Rail [m]	1.1	2.1	1.8	1.0	1.0	0.8	0.8	2.2	1.1	3.4
Avg. Stride Freq. [Hz]	2.1	2.2	2.2	2.1	2.1	2.0	2.1	2.2	2.2	2.2
Avg. Stride Length [m]	6.6	7.6	7.4	7.6	7.7	7.6	7.6	7.8	7.8	7.6



- [] Ranking at each section and finish
- .-.- No data available at this section
- NA No data available



Horse/Jockey Name	Military Gambler
Final Rank	4
Fastest Section Time (Section)	0:11.55 (400m)
Top Speed [km/h] (Section)	63.8 (400m)
Race State	Finished



Doomben QLD Professional

Race 6: MAGIC MILLIONS SHOOT OUT - 2020m

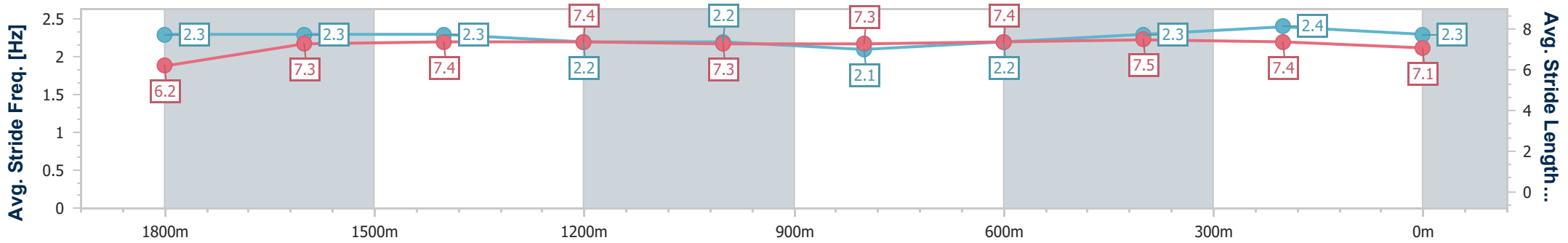
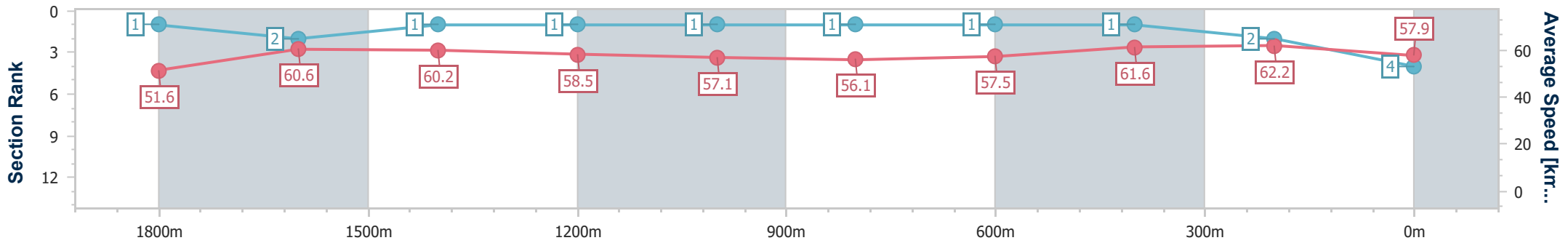
30 December 2023 - 15:13

Track Rating: Soft 6, Weather: Overcast, Rail Position: +3m Entire



BRISBANE RACING CLUB

Section	Overall	1800m	1600m	1400m	1200m	1000m	800m	600m	400m	200m
Section Times	2:05.06 [4] (0:15.37)	1:49.69 [1] (0:11.94)	1:37.75 [2] (0:11.95)	1:25.80 [1] (0:12.29)	1:13.51 [1] (0:12.59)	1:00.92 [1] (0:12.84)	0:48.08 [1] (0:12.48)	0:35.60 [1] (0:11.60)	0:24.00 [1] (0:11.55)	0:12.45 [2] (0:12.45)
Average Speed [km/h]	51.6	60.6	60.2	58.5	57.1	56.1	57.5	61.6	62.2	57.9
Top Speed [km/h]	63.3	63.2	61.1	59.9	58.4	56.7	60.3	63.4	63.8	61.1
Avg. Dist. to Rail [m]	5.8	1.9	0.7	0.4	0.2	0.3	0.7	0.8	0.4	0.2
Avg. Stride Freq. [Hz]	2.3	2.3	2.3	2.2	2.2	2.1	2.2	2.3	2.4	2.3
Avg. Stride Length [m]	6.2	7.3	7.4	7.4	7.3	7.3	7.4	7.5	7.4	7.1



- [] Ranking at each section and finish
- .-.- No data available at this section
- NA No data available



Horse/Jockey Name	Artful Girl
Final Rank	5
Fastest Section Time (Section)	0:11.40 (400m)
Top Speed [km/h] (Section)	64.3 (400m)
Race State	Finished



Doomben QLD Professional

Race 6: MAGIC MILLIONS SHOOT OUT - 2020m

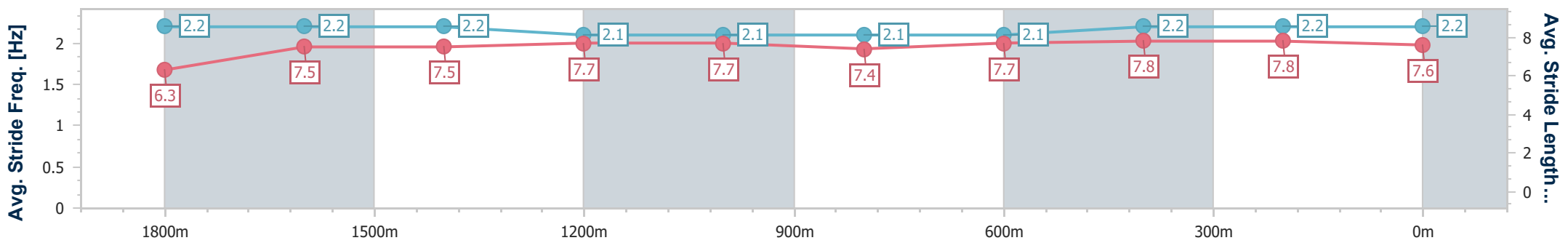
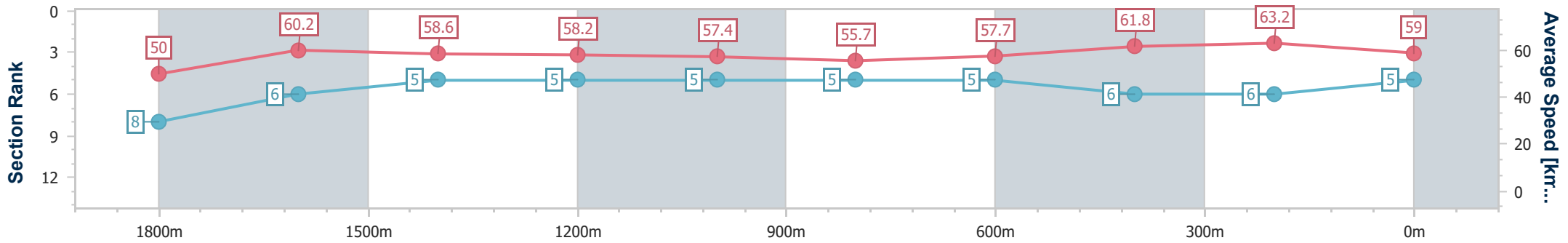
30 December 2023 - 15:13

Track Rating: Soft 6, Weather: Overcast, Rail Position: +3m Entire



BRISBANE RACING CLUB

Section	Overall	1800m	1600m	1400m	1200m	1000m	800m	600m	400m	200m
Section Times	2:05.31 [5] (0:15.87)	1:49.44 [8] (0:11.75)	1:37.69 [6] (0:12.19)	1:25.50 [5] (0:12.27)	1:13.23 [5] (0:12.53)	1:00.70 [5] (0:12.93)	0:47.77 [5] (0:12.51)	0:35.26 [5] (0:11.66)	0:23.60 [6] (0:11.40)	0:12.20 [6] (0:12.20)
Average Speed [km/h]	50.0	60.2	58.6	58.2	57.4	55.7	57.7	61.8	63.2	59.0
Top Speed [km/h]	62.3	62.3	60.4	59.2	59.1	56.6	61.1	62.6	64.3	62.1
Avg. Dist. to Rail [m]	1.5	2.3	2.0	1.1	0.2	0.4	0.2	0.4	1.5	4.5
Avg. Stride Freq. [Hz]	2.2	2.2	2.2	2.1	2.1	2.1	2.1	2.2	2.2	2.2
Avg. Stride Length [m]	6.3	7.5	7.5	7.7	7.7	7.4	7.7	7.8	7.8	7.6



- [] Ranking at each section and finish
- .-.- No data available at this section
- NA No data available



Horse/Jockey Name	Head Of State
Final Rank	6
Fastest Section Time (Section)	0:11.36 (400m)
Top Speed [km/h] (Section)	64.3 (400m)
Race State	Finished



Doomben QLD Professional

Race 6: MAGIC MILLIONS SHOOT OUT - 2020m

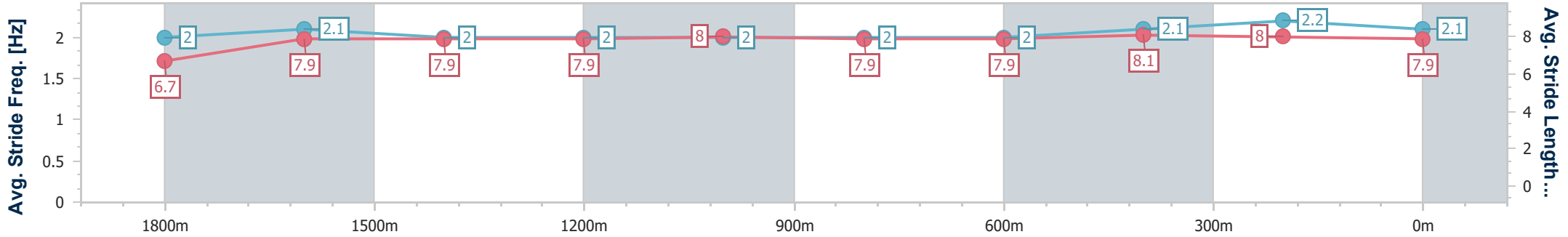
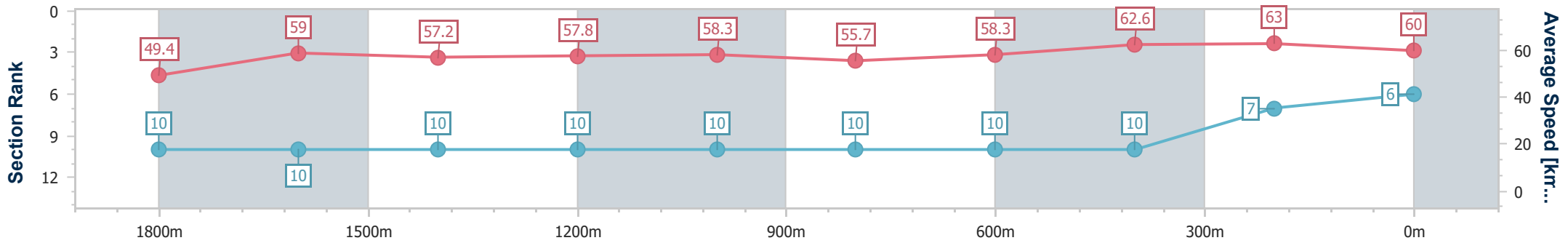
30 December 2023 - 15:13

Track Rating: Soft 6, Weather: Overcast, Rail Position: +3m Entire



BRISBANE RACING CLUB

Section	Overall	1800m	1600m	1400m	1200m	1000m	800m	600m	400m	200m
Section Times	2:05.32 [6] (0:16.03)	1:49.29 [10] (0:12.08)	1:37.21 [10] (0:12.45)	1:24.76 [10] (0:12.37)	1:12.39 [10] (0:12.35)	1:00.04 [10] (0:12.91)	0:47.13 [10] (0:12.34)	0:34.79 [10] (0:11.44)	0:23.35 [10] (0:11.36)	0:11.99 [7] (0:11.99)
Average Speed [km/h]	49.4	59.0	57.2	57.8	58.3	55.7	58.3	62.6	63.0	60.0
Top Speed [km/h]	62.2	61.7	58.9	59.0	59.6	57.2	61.1	64.0	64.3	62.0
Avg. Dist. to Rail [m]	1.6	1.7	2.7	1.1	0.1	0.1	0.5	1.1	1.0	0.5
Avg. Stride Freq. [Hz]	2.0	2.1	2.0	2.0	2.0	2.0	2.0	2.1	2.2	2.1
Avg. Stride Length [m]	6.7	7.9	7.9	7.9	8.0	7.9	7.9	8.1	8.0	7.9



- [] Ranking at each section and finish
- .-.- No data available at this section
- NA No data available



Horse/Jockey Name	Quality Time
Final Rank	7
Fastest Section Time (Section)	0:11.63 (400m)
Top Speed [km/h] (Section)	63.3 (400m)
Race State	Finished



Doomben QLD Professional

Race 6: MAGIC MILLIONS SHOOT OUT - 2020m

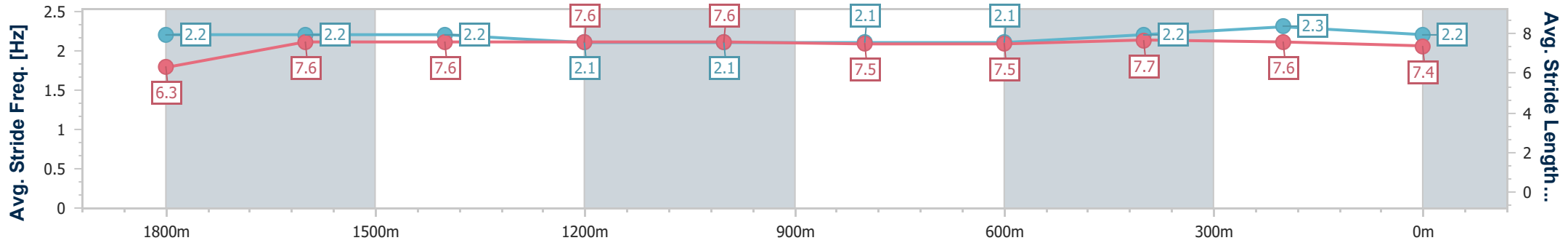
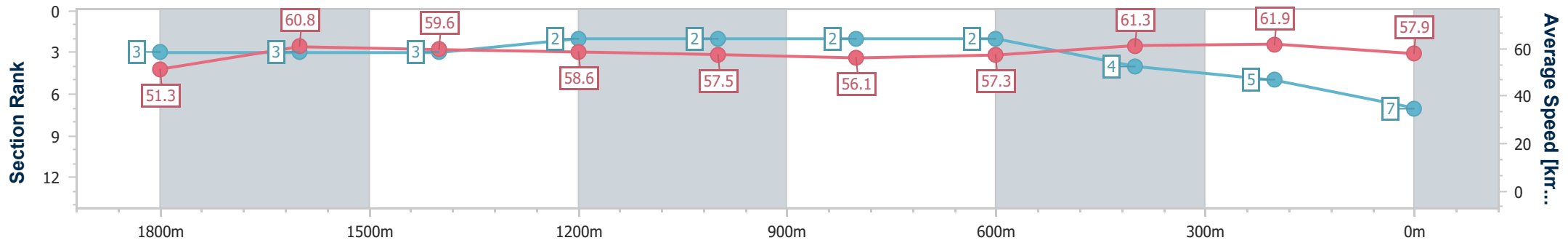
30 December 2023 - 15:13

Track Rating: Soft 6, Weather: Overcast, Rail Position: +3m Entire



BRISBANE RACING CLUB

Section	Overall	1800m	1600m	1400m	1200m	1000m	800m	600m	400m	200m
Section Times	2:05.48 [7] (0:15.44)	1:50.04 [3] (0:11.93)	1:38.11 [3] (0:12.14)	1:25.97 [3] (0:12.27)	1:13.70 [2] (0:12.52)	1:01.18 [2] (0:12.82)	0:48.36 [2] (0:12.52)	0:35.84 [2] (0:11.76)	0:24.08 [4] (0:11.63)	0:12.45 [5] (0:12.45)
Average Speed [km/h]	51.3	60.8	59.6	58.6	57.5	56.1	57.3	61.3	61.9	57.9
Top Speed [km/h]	62.4	62.7	60.0	59.5	58.8	57.1	60.4	61.9	63.3	60.9
Avg. Dist. to Rail [m]	6.7	2.7	0.8	0.4	0.4	0.4	0.6	0.5	1.9	4.0
Avg. Stride Freq. [Hz]	2.2	2.2	2.2	2.1	2.1	2.1	2.1	2.2	2.3	2.2
Avg. Stride Length [m]	6.3	7.6	7.6	7.6	7.6	7.5	7.5	7.7	7.6	7.4



- [] Ranking at each section and finish
- .-.- No data available at this section
- NA No data available



Horse/Jockey Name	Flash Aah
Final Rank	8
Fastest Section Time (Section)	0:11.42 (400m)
Top Speed [km/h] (Section)	64.5 (400m)
Race State	Finished



Doomben QLD Professional

Race 6: MAGIC MILLIONS SHOOT OUT - 2020m

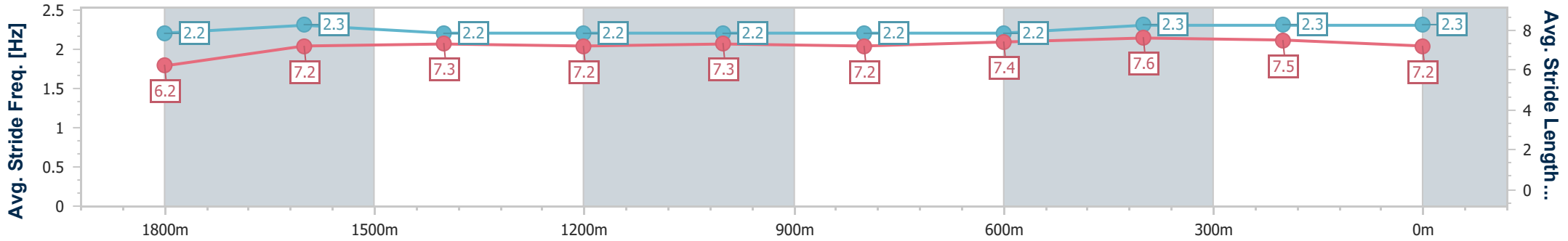
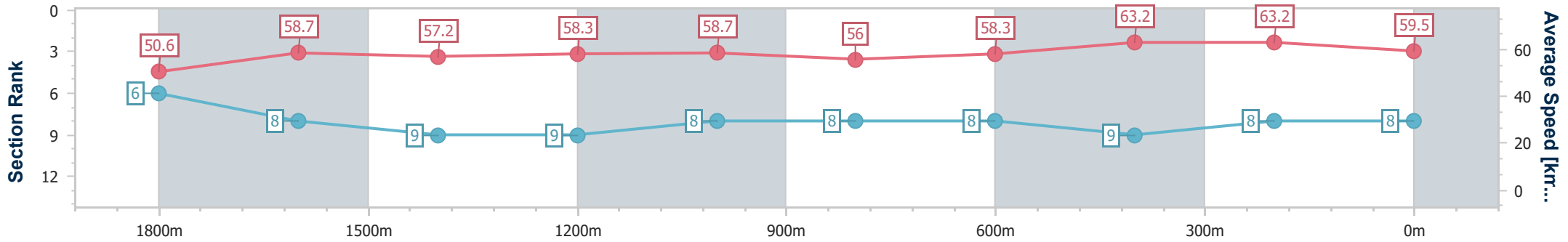
30 December 2023 - 15:13

Track Rating: Soft 6, Weather: Overcast, Rail Position: +3m Entire



BRISBANE RACING CLUB

Section	Overall	1800m	1600m	1400m	1200m	1000m	800m	600m	400m	200m
Section Times	2:05.51 [8] (0:15.66)	1:49.85 [6] (0:12.15)	1:37.70 [8] (0:12.52)	1:25.18 [9] (0:12.38)	1:12.80 [9] (0:12.26)	1:00.54 [8] (0:12.91)	0:47.63 [8] (0:12.48)	0:35.15 [8] (0:11.57)	0:23.58 [9] (0:11.42)	0:12.16 [8] (0:12.16)
Average Speed [km/h]	50.6	58.7	57.2	58.3	58.7	56.0	58.3	63.2	63.2	59.5
Top Speed [km/h]	60.9	60.7	58.9	59.6	59.7	56.7	62.2	64.2	64.5	62.5
Avg. Dist. to Rail [m]	1.8	1.1	1.3	0.5	1.3	1.5	1.3	3.0	3.4	7.1
Avg. Stride Freq. [Hz]	2.2	2.3	2.2	2.2	2.2	2.2	2.2	2.3	2.3	2.3
Avg. Stride Length [m]	6.2	7.2	7.3	7.2	7.3	7.2	7.4	7.6	7.5	7.2



- [] Ranking at each section and finish
- .-.- No data available at this section
- NA No data available



Horse/Jockey Name	Great House
Final Rank	9
Fastest Section Time (Section)	0:11.48 (600m)
Top Speed [km/h] (Section)	64.1 (600m)
Race State	Finished



Doomben QLD Professional

Race 6: MAGIC MILLIONS SHOOT OUT - 2020m

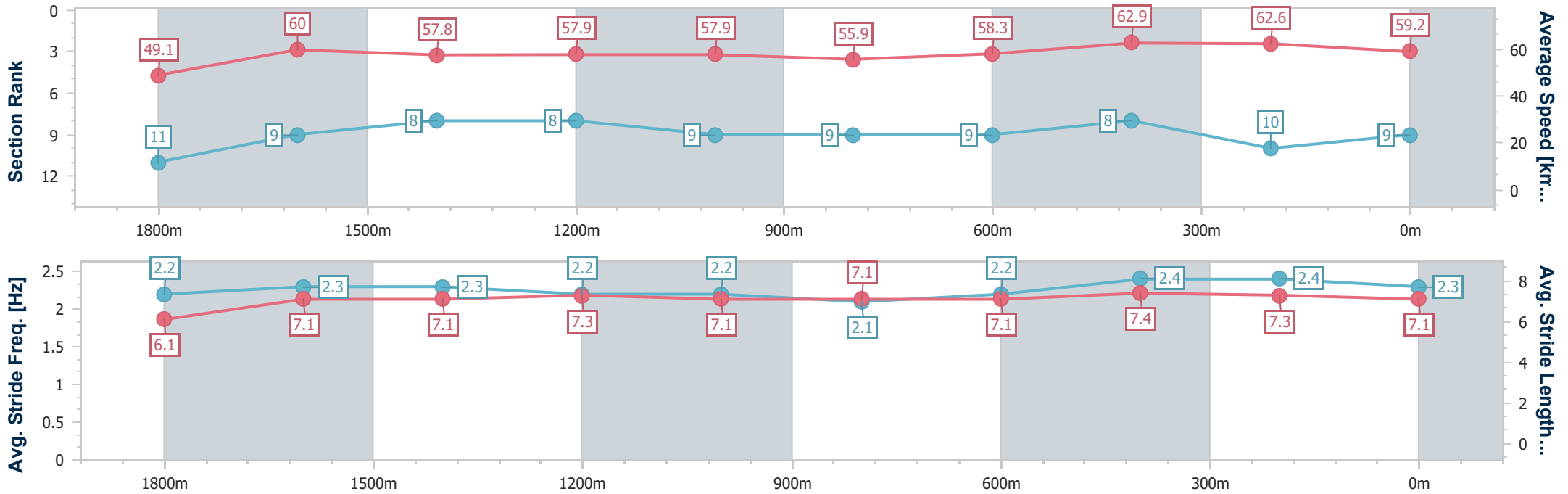
30 December 2023 - 15:13

Track Rating: Soft 6, Weather: Overcast, Rail Position: +3m Entire



BRISBANE RACING CLUB

Section	Overall	1800m	1600m	1400m	1200m	1000m	800m	600m	400m	200m
Section Times	2:05.57 [9] (0:16.18)	1:49.39 [11] (0:11.79)	1:37.60 [9] (0:12.34)	1:25.26 [8] (0:12.38)	1:12.88 [8] (0:12.43)	1:00.45 [9] (0:12.93)	0:47.52 [9] (0:12.36)	0:35.16 [9] (0:11.48)	0:23.68 [8] (0:11.51)	0:12.17 [10] (0:12.17)
Average Speed [km/h]	49.1	60.0	57.8	57.9	57.9	55.9	58.3	62.9	62.6	59.2
Top Speed [km/h]	62.5	62.3	58.6	59.2	59.2	57.0	61.1	64.1	63.5	62.3
Avg. Dist. to Rail [m]	5.5	2.7	2.7	0.7	0.3	0.3	0.3	0.8	3.0	6.6
Avg. Stride Freq. [Hz]	2.2	2.3	2.3	2.2	2.2	2.1	2.2	2.4	2.4	2.3
Avg. Stride Length [m]	6.1	7.1	7.1	7.3	7.1	7.1	7.1	7.4	7.3	7.1



- [] Ranking at each section and finish
- .-.- No data available at this section
- NA No data available



Horse/Jockey Name	Love Tap
Final Rank	10
Fastest Section Time (Section)	0:11.47 (600m)
Top Speed [km/h] (Section)	63.5 (600m)
Race State	Finished



Doomben QLD Professional

Race 6: MAGIC MILLIONS SHOOT OUT - 2020m

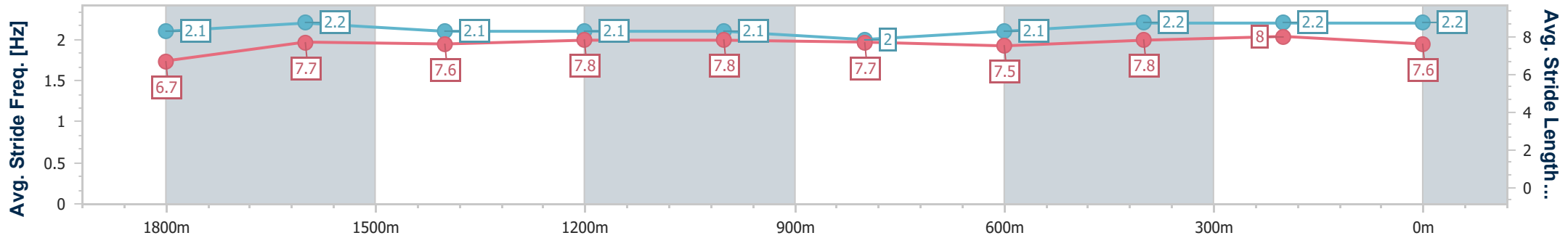
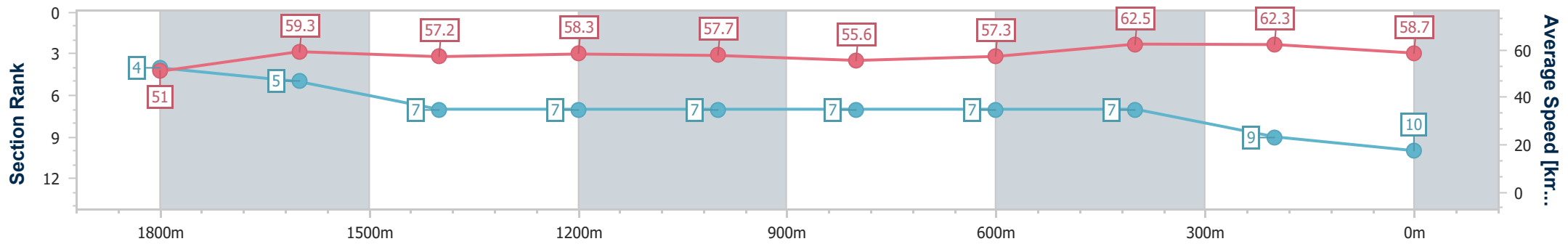
30 December 2023 - 15:13

Track Rating: Soft 6, Weather: Overcast, Rail Position: +3m Entire



BRISBANE RACING CLUB

Section	Overall	1800m	1600m	1400m	1200m	1000m	800m	600m	400m	200m
Section Times	2:05.64 [10] (0:15.50)	1:50.14 [4] (0:12.09)	1:38.05 [5] (0:12.52)	1:25.53 [7] (0:12.27)	1:13.26 [7] (0:12.50)	1:00.76 [7] (0:12.93)	0:47.83 [7] (0:12.53)	0:35.30 [7] (0:11.47)	0:23.83 [7] (0:11.55)	0:12.28 [9] (0:12.28)
Average Speed [km/h]	51.0	59.3	57.2	58.3	57.7	55.6	57.3	62.5	62.3	58.7
Top Speed [km/h]	62.9	62.8	58.5	58.9	59.1	56.3	61.0	63.5	63.3	62.0
Avg. Dist. to Rail [m]	2.6	1.0	1.3	0.8	0.2	0.2	0.1	0.5	1.1	5.0
Avg. Stride Freq. [Hz]	2.1	2.2	2.1	2.1	2.1	2.0	2.1	2.2	2.2	2.2
Avg. Stride Length [m]	6.7	7.7	7.6	7.8	7.8	7.7	7.5	7.8	8.0	7.6



- [] Ranking at each section and finish
- .-.- No data available at this section
- NA No data available



Horse/Jockey Name	Alburq
Final Rank	11
Fastest Section Time (Section)	0:11.45 (600m)
Top Speed [km/h] (Section)	64.6 (600m)
Race State	Finished

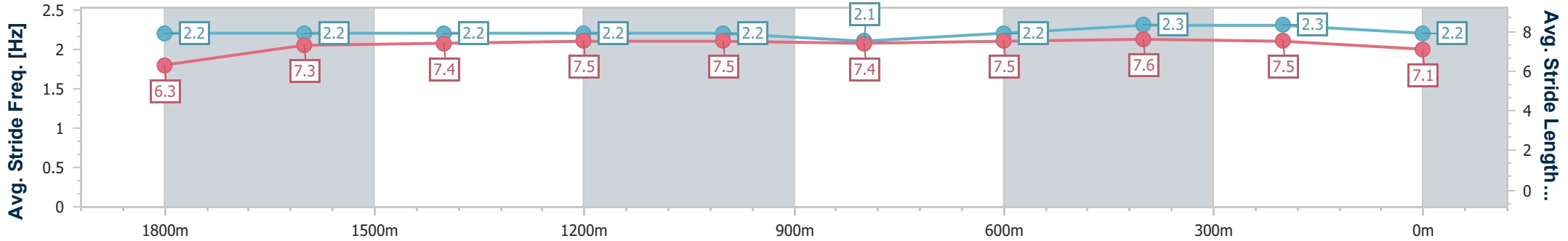
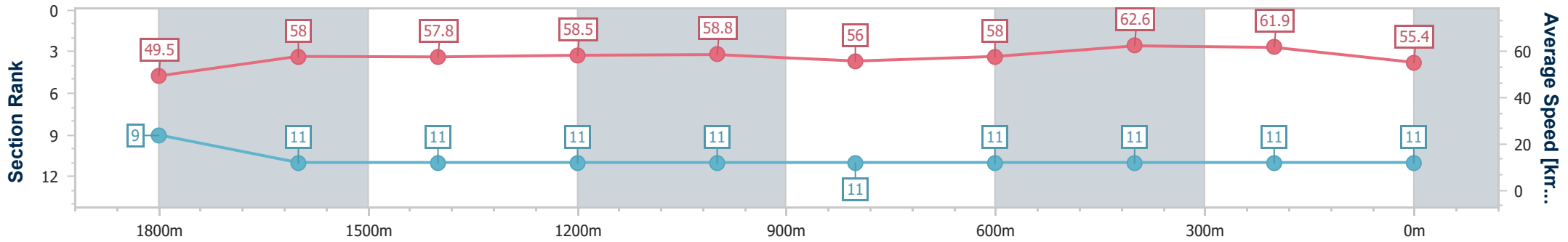


Doomben QLD Professional
Race 6: MAGIC MILLIONS SHOOT OUT - 2020m
 30 December 2023 - 15:13
 Track Rating: Soft 6, Weather: Overcast, Rail Position: +3m Entire



BRISBANE
RACING CLUB

Section	Overall	1800m	1600m	1400m	1200m	1000m	800m	600m	400m	200m
Section Times	2:06.73 [11] (0:16.03)	1:50.70 [9] (0:12.32)	1:38.38 [11] (0:12.39)	1:25.99 [11] (0:12.36)	1:13.63 [11] (0:12.27)	1:01.36 [11] (0:12.85)	0:48.51 [11] (0:12.40)	0:36.11 [11] (0:11.45)	0:24.66 [11] (0:11.61)	0:13.05 [11] (0:13.05)
Average Speed [km/h]	49.5	58.0	57.8	58.5	58.8	56.0	58.0	62.6	61.9	55.4
Top Speed [km/h]	61.1	60.0	59.8	60.3	60.1	57.2	60.7	64.6	63.5	60.2
Avg. Dist. to Rail [m]	7.5	1.4	1.7	1.0	1.9	1.0	0.4	1.0	0.9	3.2
Avg. Stride Freq. [Hz]	2.2	2.2	2.2	2.2	2.2	2.1	2.2	2.3	2.3	2.2
Avg. Stride Length [m]	6.3	7.3	7.4	7.5	7.5	7.4	7.5	7.6	7.5	7.1



- [] Ranking at each section and finish
- .-.- No data available at this section
- NA No data available