



# Doomben QLD Professional

## Race 5: BRC MEMBERSHIP PLUS BENCHMARK 75 Handicap - 1350m

30 December 2023 - 14:34



BRISBANE  
RACING CLUB

Track Rating: Soft 6, Weather: Overcast, Rail Position: +3m Entire

Section							Overall	1200m	1000m	800m	600m	400m	Last 600m
Field Times							1:19.77 (0:11.18)	1:08.59 (0:10.84)	0:57.75 (0:11.19)	0:46.56 (0:11.77)	0:34.79 (0:11.14)	0:23.65 (0:11.35)	0:34.79
Rank	TAB	Horse/Jockey	Barrier	Top Speed [km/h]	Fastest Section								Distance Travelled [m]
1	4	MIDNIGHT IN TOKYO Bailey Wheeler	7	66.7 1200m	0:10.90 1200m	1:19.77 [1] (0:11.18)	1:08.59 [1] (0:10.90)	0:57.69 [3] (0:11.32)	0:46.37 [2] (0:11.68)	0:34.69 [2] (0:11.30)	0:23.39 [2] (0:11.09)	0:34.69	
2	5	BETTCHA THE CROWN Kirk Matheson	14	68.3 1200m	0:10.73 1200m	1:19.86 [2] (0:11.29)	1:08.57 [3] (0:10.73)	0:57.84 [1] (0:11.19)	0:46.65 [1] (0:11.77)	0:34.88 [1] (0:11.14)	0:23.74 [1] (0:11.40)	0:34.88	-2
3	7	CENTRESTONE Mark Du Plessis	10	67.0 400m	0:10.99 400m	1:19.97 [3] (0:11.83)	1:08.14 [8] (0:11.15)	0:56.99 [8] (0:11.14)	0:45.85 [8] (0:11.63)	0:34.22 [8] (0:11.37)	0:22.85 [8] (0:10.99)	0:34.22	+2
4	15	SABALENKA Marnu Potgieter	1	68.1 1200m	0:10.80 1200m	1:20.08 [4] (0:11.23)	1:08.85 [2] (0:10.80)	0:58.05 [2] (0:11.45)	0:46.60 [3] (0:11.76)	0:34.84 [3] (0:11.39)	0:23.45 [3] (0:11.13)	0:34.84	-2
5	11	SO COUNTRY James Orman	2	66.6 1000m	0:11.15 1200m	1:20.22 [5] (0:11.60)	1:08.62 [5] (0:11.15)	0:57.47 [6] (0:11.18)	0:46.29 [6] (0:11.67)	0:34.62 [7] (0:11.40)	0:23.22 [6] (0:11.26)	0:34.62	-1
6	6	PETUNIA Craig Williams	9	66.4 1200m	0:11.14 1200m	1:20.36 [6] (0:11.75)	1:08.61 [7] (0:11.14)	0:57.47 [7] (0:11.17)	0:46.30 [7] (0:11.50)	0:34.80 [6] (0:11.47)	0:23.33 [7] (0:11.28)	0:34.80	-1
7	2	COUNT DA BEANS Cejay Graham	12	68.7 1200m	0:10.90 1200m	1:20.49 [7] (0:11.73)	1:08.76 [6] (0:10.90)	0:57.86 [5] (0:10.98)	0:46.88 [4] (0:11.65)	0:35.23 [4] (0:11.46)	0:23.77 [4] (0:11.43)	0:35.23	+4
8	10	PACIFIC ATLANTIC Blake Shinn	5	65.9 1200m	0:11.08 1200m	1:20.84 [8] (0:11.34)	1:09.50 [4] (0:11.08)	0:58.42 [4] (0:11.20)	0:47.22 [5] (0:11.65)	0:35.57 [5] (0:11.49)	0:24.08 [5] (0:11.39)	0:35.57	+0
9	8	JUST A JEDI Michael Rodd	4	65.4 1200m	0:11.26 1000m	1:21.60 [9] (0:11.94)	1:09.66 [9] (0:11.27)	0:58.39 [9] (0:11.26)	0:47.13 [9] (0:11.47)	0:35.66 [9] (0:11.68)	0:23.98 [9] (0:11.41)	0:35.66	-1

Scratched: Dr Why Not (#1), The Cullinan (#12), Bandit (#13), Le Heros (#9), Russian Warrior (#14), Plundering (#3)



# Doomben QLD Professional

## Race 5: BRC MEMBERSHIP PLUS BENCHMARK 75 Handicap - 1350m

30 December 2023 - 14:34



BRISBANE  
RACING CLUB

Track Rating: Soft 6, Weather: Overcast, Rail Position: +3m Entire

Section				200m				Last 600m	
Field Times				0:12.30				0:34.79	
				(0:12.30)					
Rank	TAB	Horse/Jockey	Barrier	Top Speed [km/h]	Fastest Section	Margin			Distance Travelled [m]
1	4	MIDNIGHT IN TOKYO	7	66.7	0:10.90	0:12.30 [1]	1:19.77		0:34.69
		Bailey Wheeler		1200m	1200m	(0:12.30)			
2	5	BETTCHA THE CROWN	14	68.3	0:10.73	0:12.34 [2]	0.55L		0:34.88
		Kirk Matheson		1200m	1200m	(0:12.34)			-2
3	7	CENTRESTONE	10	67.0	0:10.99	0:11.86 [4]	1.15L		0:34.22
		Mark Du Plessis		400m	400m	(0:11.86)			+2
4	15	SABALENKA	1	68.1	0:10.80	0:12.32 [3]	1.8L		0:34.84
		Marnu Potgieter		1200m	1200m	(0:12.32)			-2
5	11	SO COUNTRY	2	66.6	0:11.15	0:11.96 [7]	2.63L		0:34.62
		James Orman		1000m	1200m	(0:11.96)			-1
6	6	PETUNIA	9	66.4	0:11.14	0:12.05 [8]	3.47L		0:34.80
		Craig Williams		1200m	1200m	(0:12.05)			-1
7	2	COUNT DA BEANS	12	68.7	0:10.90	0:12.34 [5]	4.23L		0:35.23
		Cejay Graham		1200m	1200m	(0:12.34)			+4
8	10	PACIFIC ATLANTIC	5	65.9	0:11.08	0:12.69 [6]	6.28L		0:35.57
		Blake Shinn		1200m	1200m	(0:12.69)			+0
9	8	JUST A JEDI	4	65.4	0:11.26	0:12.57 [9]	10.74L		0:35.66
		Michael Rodd		1200m	1000m	(0:12.57)			-1

Scratched: Dr Why Not (#1), The Cullinan (#12), Bandit (#13), Le Heros (#9), Russian Warrior (#14), Plundering (#3)



Horse/Jockey Name	Midnight In Tokyo
Final Rank	1
Fastest Section Time (Section)	0:10.90 (1200m)
Top Speed [km/h] (Section)	66.7 (1200m)
Race State	Finished



**Doomben QLD Professional**  
**Race 5: BRC MEMBERSHIP PLUS BENCHMARK 75 Handicap - 1350m**

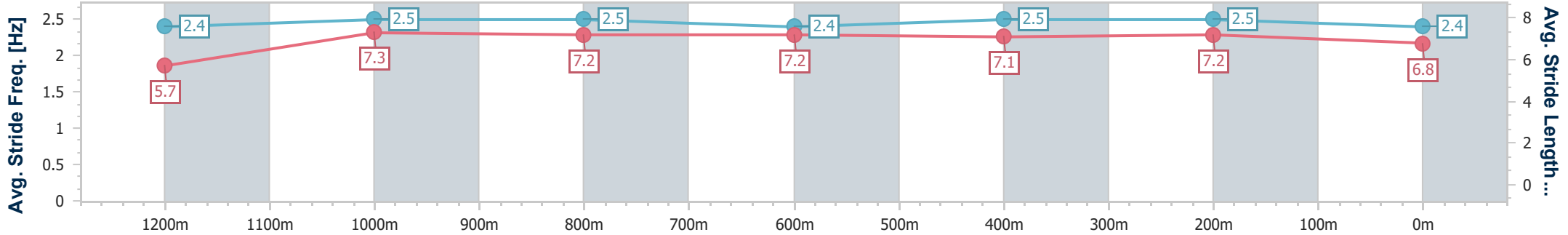
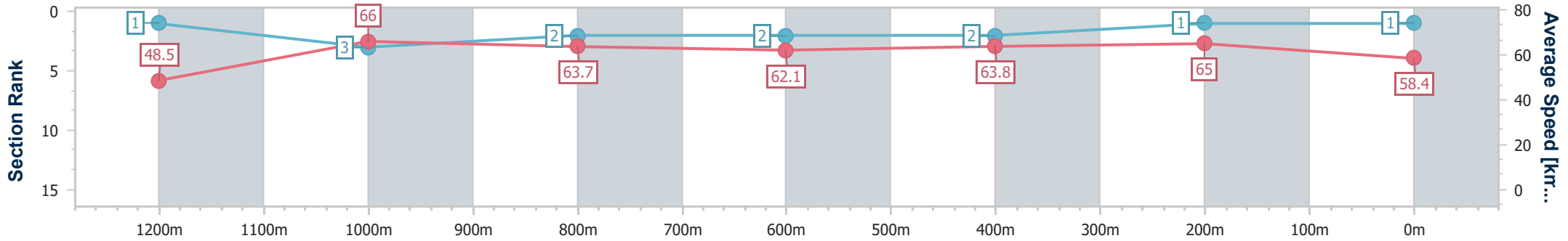


30 December 2023 - 14:34

BRISBANE  
RACING CLUB

Track Rating: Soft 6, Weather: Overcast, Rail Position: +3m Entire

Section	Overall	1200m	1000m	800m	600m	400m	200m
Section Times	1:19.77 [1] (0:11.18)	1:08.59 [1] (0:10.90)	0:57.69 [3] (0:11.32)	0:46.37 [2] (0:11.68)	0:34.69 [2] (0:11.30)	0:23.39 [2] (0:11.09)	0:12.30 [1] (0:12.30)
Average Speed [km/h]	48.5	66.0	63.7	62.1	63.8	65.0	58.4
Top Speed [km/h]	65.5	66.7	66.0	62.7	65.3	66.0	63.8
Avg. Dist. to Rail [m]	4.4	1.9	1.4	1.0	0.4	1.2	1.1
Avg. Stride Freq. [Hz]	2.4	2.5	2.5	2.4	2.5	2.5	2.4
Avg. Stride Length [m]	5.7	7.3	7.2	7.2	7.1	7.2	6.8



- [ ] Ranking at each section and finish
- .-.- No data available at this section
- NA No data available



Horse/Jockey Name	Bettcha The Crown
Final Rank	2
Fastest Section Time (Section)	0:10.73 (1200m)
Top Speed [km/h] (Section)	68.3 (1200m)
Race State	Finished



**Doomben QLD Professional**  
**Race 5: BRC MEMBERSHIP PLUS BENCHMARK 75 Handicap - 1350m**

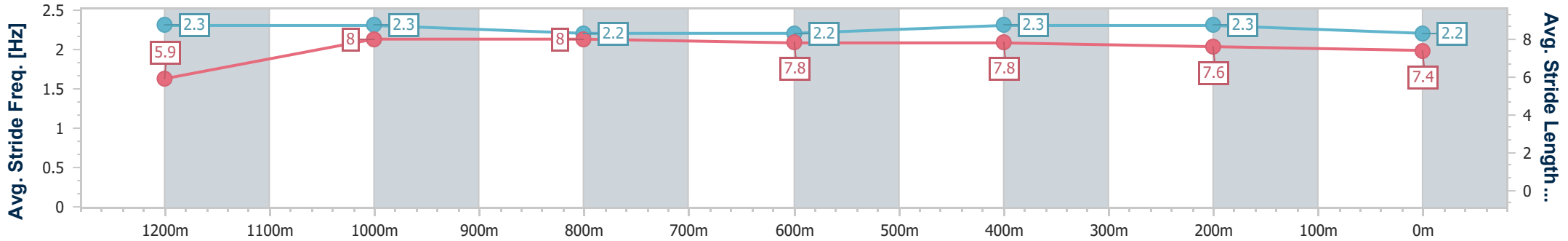
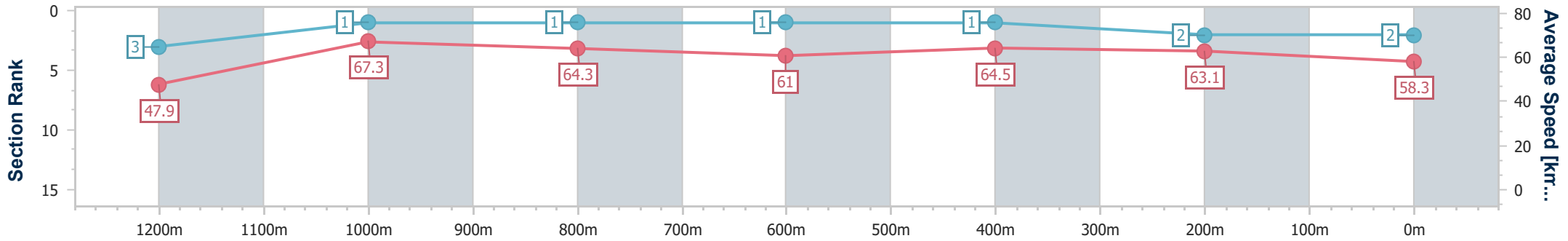


30 December 2023 - 14:34

BRISBANE RACING CLUB

Track Rating: Soft 6, Weather: Overcast, Rail Position: +3m Entire

Section	Overall	1200m	1000m	800m	600m	400m	200m
Section Times	1:19.86 [2] (0:11.29)	1:08.57 [3] (0:10.73)	0:57.84 [1] (0:11.19)	0:46.65 [1] (0:11.77)	0:34.88 [1] (0:11.14)	0:23.74 [1] (0:11.40)	0:12.34 [2] (0:12.34)
Average Speed [km/h]	47.9	67.3	64.3	61.0	64.5	63.1	58.3
Top Speed [km/h]	65.0	68.3	66.3	62.9	65.7	64.6	60.8
Avg. Dist. to Rail [m]	8.8	3.5	0.6	0.3	0.3	0.5	0.4
Avg. Stride Freq. [Hz]	2.3	2.3	2.2	2.2	2.3	2.3	2.2
Avg. Stride Length [m]	5.9	8.0	8.0	7.8	7.8	7.6	7.4



- [ ] Ranking at each section and finish
- .-.- No data available at this section
- NA No data available



Horse/Jockey Name	Centrestone
Final Rank	3
Fastest Section Time (Section)	0:10.99 (400m)
Top Speed [km/h] (Section)	67.0 (400m)
Race State	Finished

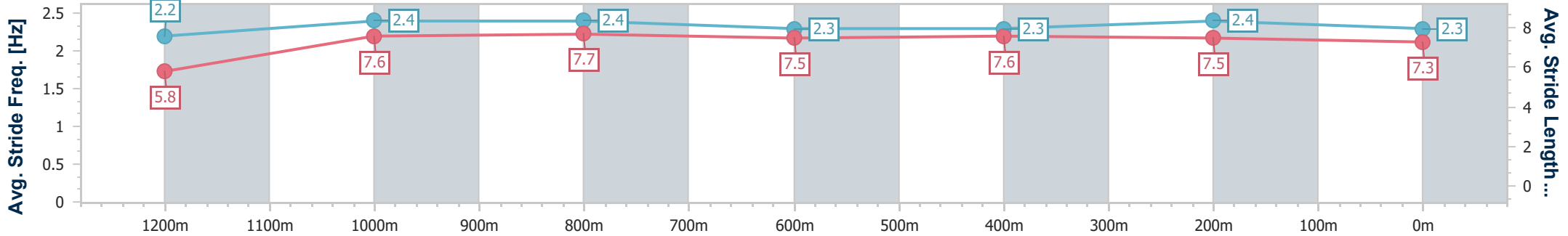
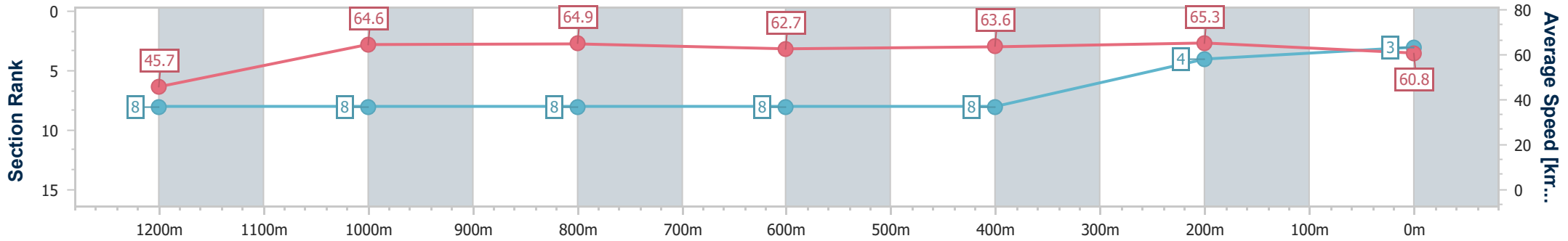


**Doomben QLD Professional**  
**Race 5: BRC MEMBERSHIP PLUS BENCHMARK 75 Handicap - 1350m**  
 30 December 2023 - 14:34  
 Track Rating: Soft 6, Weather: Overcast, Rail Position: +3m Entire



BRISBANE  
RACING CLUB

Section	Overall	1200m	1000m	800m	600m	400m	200m
Section Times	1:19.97 [3] (0:11.83)	1:08.14 [8] (0:11.15)	0:56.99 [8] (0:11.14)	0:45.85 [8] (0:11.63)	0:34.22 [8] (0:11.37)	0:22.85 [8] (0:10.99)	0:11.86 [4] (0:11.86)
Average Speed [km/h]	45.7	64.6	64.9	62.7	63.6	65.3	60.8
Top Speed [km/h]	62.1	66.0	65.9	63.8	65.0	67.0	64.4
Avg. Dist. to Rail [m]	5.0	0.7	1.6	2.2	0.6	1.5	1.8
Avg. Stride Freq. [Hz]	2.2	2.4	2.4	2.3	2.3	2.4	2.3
Avg. Stride Length [m]	5.8	7.6	7.7	7.5	7.6	7.5	7.3



- [ ] Ranking at each section and finish
- .-.- No data available at this section
- NA No data available



Horse/Jockey Name	Sabalenka
Final Rank	4
Fastest Section Time (Section)	0:10.80 (1200m)
Top Speed [km/h] (Section)	68.1 (1200m)
Race State	Finished

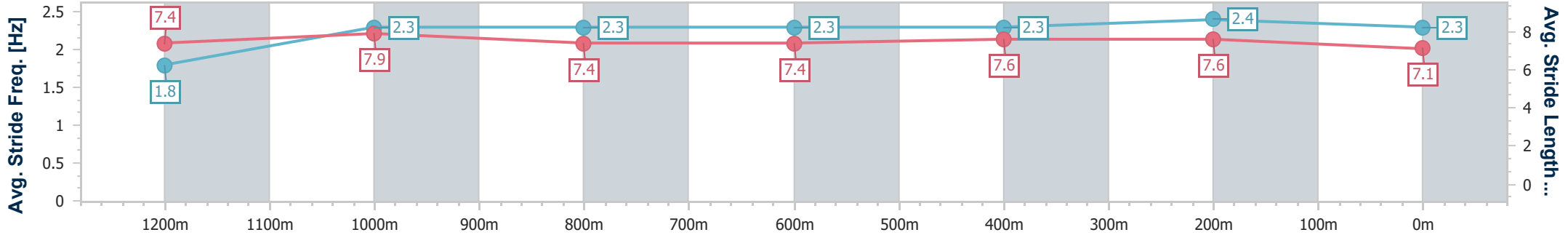
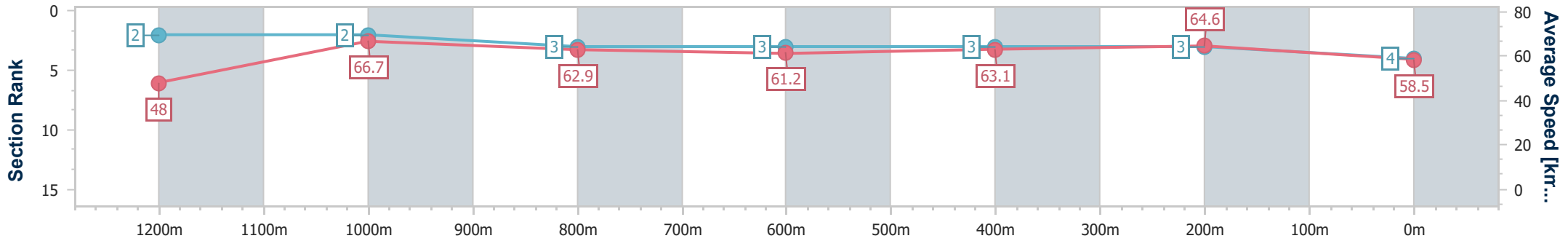


**Doomben QLD Professional**  
**Race 5: BRC MEMBERSHIP PLUS BENCHMARK 75 Handicap - 1350m**  
 30 December 2023 - 14:34  
 Track Rating: Soft 6, Weather: Overcast, Rail Position: +3m Entire



BRISBANE  
RACING CLUB

Section	Overall	1200m	1000m	800m	600m	400m	200m
Section Times	1:20.08 [4] (0:11.23)	1:08.85 [2] (0:10.80)	0:58.05 [2] (0:11.45)	0:46.60 [3] (0:11.76)	0:34.84 [3] (0:11.39)	0:23.45 [3] (0:11.13)	0:12.32 [3] (0:12.32)
Average Speed [km/h]	48.0	66.7	62.9	61.2	63.1	64.6	58.5
Top Speed [km/h]	65.1	68.1	65.2	63.0	64.7	65.6	61.9
Avg. Dist. to Rail [m]	0.7	0.5	0.2	0.4	0.5	1.3	1.8
Avg. Stride Freq. [Hz]	1.8	2.3	2.3	2.3	2.3	2.4	2.3
Avg. Stride Length [m]	7.4	7.9	7.4	7.4	7.6	7.6	7.1



- [ ] Ranking at each section and finish
- .-.- No data available at this section
- NA No data available



Horse/Jockey Name	So Country
Final Rank	5
Fastest Section Time (Section)	0:11.15 (1200m)
Top Speed [km/h] (Section)	66.6 (1000m)
Race State	Finished

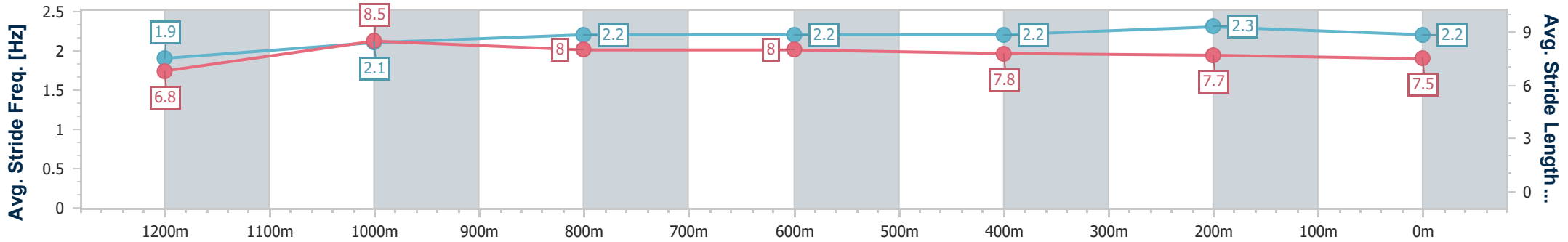
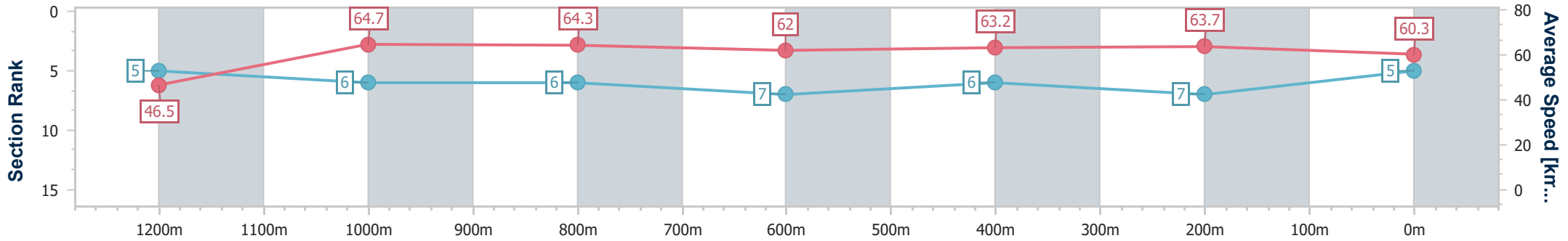


**Doomben QLD Professional**  
**Race 5: BRC MEMBERSHIP PLUS BENCHMARK 75 Handicap - 1350m**  
 30 December 2023 - 14:34  
 Track Rating: Soft 6, Weather: Overcast, Rail Position: +3m Entire



BRISBANE  
RACING CLUB

Section	Overall	1200m	1000m	800m	600m	400m	200m
Section Times	1:20.22 [5] (0:11.60)	1:08.62 [5] (0:11.15)	0:57.47 [6] (0:11.18)	0:46.29 [6] (0:11.67)	0:34.62 [7] (0:11.40)	0:23.22 [6] (0:11.26)	0:11.96 [7] (0:11.96)
Average Speed [km/h]	46.5	64.7	64.3	62.0	63.2	63.7	60.3
Top Speed [km/h]	62.8	66.4	66.6	63.1	65.3	65.9	64.8
Avg. Dist. to Rail [m]	1.8	0.7	0.7	0.8	0.2	0.6	0.8
Avg. Stride Freq. [Hz]	1.9	2.1	2.2	2.2	2.2	2.3	2.2
Avg. Stride Length [m]	6.8	8.5	8.0	8.0	7.8	7.7	7.5



- [ ] Ranking at each section and finish
- .-.- No data available at this section
- NA No data available



Horse/Jockey Name	Petunia
Final Rank	6
Fastest Section Time (Section)	0:11.14 (1200m)
Top Speed [km/h] (Section)	66.4 (1200m)
Race State	Finished

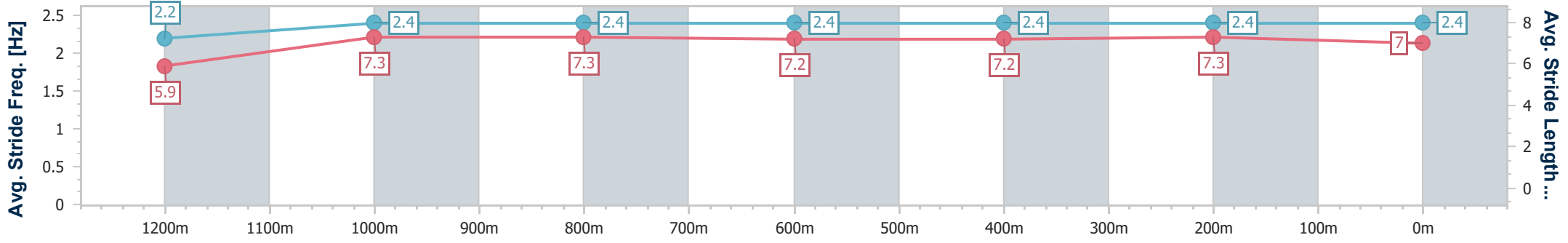
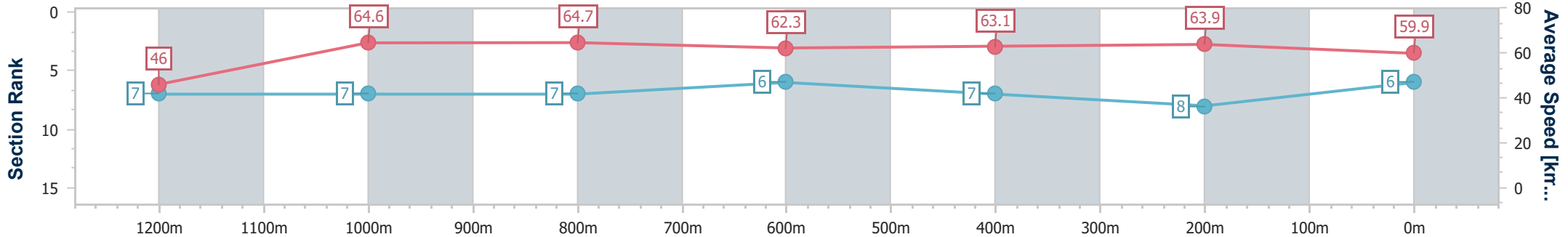


**Doomben QLD Professional**  
**Race 5: BRC MEMBERSHIP PLUS BENCHMARK 75 Handicap - 1350m**  
 30 December 2023 - 14:34  
 Track Rating: Soft 6, Weather: Overcast, Rail Position: +3m Entire



BRISBANE  
RACING CLUB

Section	Overall	1200m	1000m	800m	600m	400m	200m
Section Times	1:20.36 [6] (0:11.75)	1:08.61 [7] (0:11.14)	0:57.47 [7] (0:11.17)	0:46.30 [7] (0:11.50)	0:34.80 [6] (0:11.47)	0:23.33 [7] (0:11.28)	0:12.05 [8] (0:12.05)
Average Speed [km/h]	46.0	64.6	64.7	62.3	63.1	63.9	59.9
Top Speed [km/h]	61.4	66.4	66.3	63.5	64.2	64.8	64.2
Avg. Dist. to Rail [m]	5.0	1.1	0.9	0.6	0.9	1.8	2.8
Avg. Stride Freq. [Hz]	2.2	2.4	2.4	2.4	2.4	2.4	2.4
Avg. Stride Length [m]	5.9	7.3	7.3	7.2	7.2	7.3	7.0



- [ ] Ranking at each section and finish
- .-.- No data available at this section
- NA No data available





Horse/Jockey Name	Count Da Beans
Final Rank	7
Fastest Section Time (Section)	0:10.90 (1200m)
Top Speed [km/h] (Section)	68.7 (1200m)
Race State	Finished

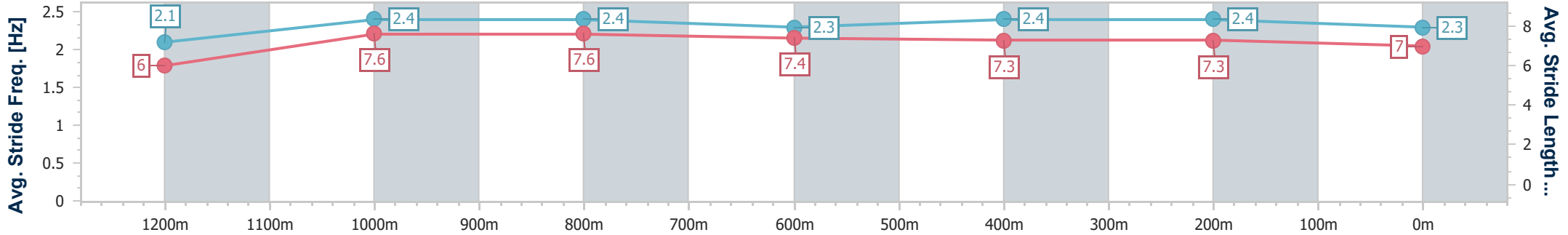
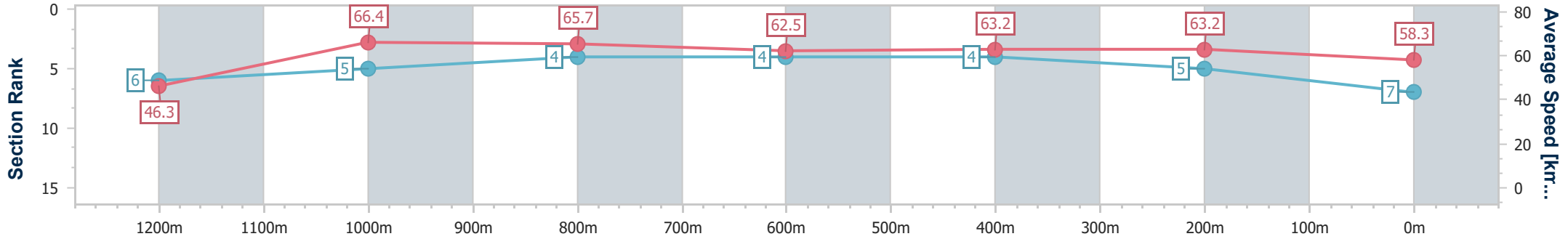


**Doomben QLD Professional**  
**Race 5: BRC MEMBERSHIP PLUS BENCHMARK 75 Handicap - 1350m**  
 30 December 2023 - 14:34  
 Track Rating: Soft 6, Weather: Overcast, Rail Position: +3m Entire



BRISBANE  
RACING CLUB

Section	Overall	1200m	1000m	800m	600m	400m	200m
Section Times	1:20.49 [7] (0:11.73)	1:08.76 [6] (0:10.90)	0:57.86 [5] (0:10.98)	0:46.88 [4] (0:11.65)	0:35.23 [4] (0:11.46)	0:23.77 [4] (0:11.43)	0:12.34 [5] (0:12.34)
Average Speed [km/h]	46.3	66.4	65.7	62.5	63.2	63.2	58.3
Top Speed [km/h]	61.9	68.7	67.8	63.0	64.0	64.2	62.1
Avg. Dist. to Rail [m]	6.9	2.5	2.2	1.8	1.3	2.2	3.8
Avg. Stride Freq. [Hz]	2.1	2.4	2.4	2.3	2.4	2.4	2.3
Avg. Stride Length [m]	6.0	7.6	7.6	7.4	7.3	7.3	7.0



- [ ] Ranking at each section and finish
- .-.- No data available at this section
- NA No data available



Horse/Jockey Name	Pacific Atlantic
Final Rank	8
Fastest Section Time (Section)	0:11.08 (1200m)
Top Speed [km/h] (Section)	65.9 (1200m)
Race State	Finished

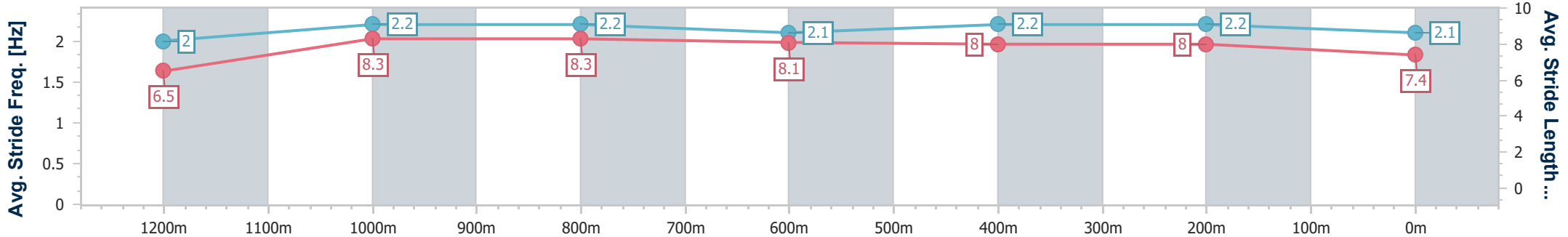
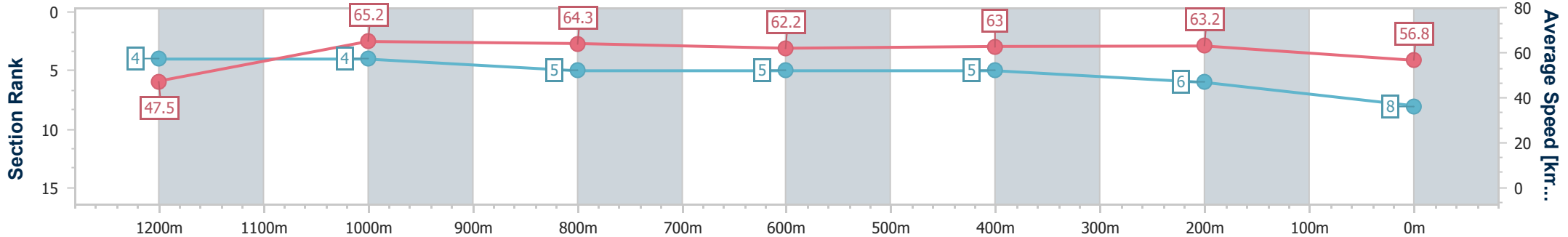


**Doomben QLD Professional**  
**Race 5: BRC MEMBERSHIP PLUS BENCHMARK 75 Handicap - 1350m**  
 30 December 2023 - 14:34  
 Track Rating: Soft 6, Weather: Overcast, Rail Position: +3m Entire



BRISBANE  
RACING CLUB

Section	Overall	1200m	1000m	800m	600m	400m	200m
Section Times	1:20.84 [8] (0:11.34)	1:09.50 [4] (0:11.08)	0:58.42 [4] (0:11.20)	0:47.22 [5] (0:11.65)	0:35.57 [5] (0:11.49)	0:24.08 [5] (0:11.39)	0:12.69 [6] (0:12.69)
Average Speed [km/h]	47.5	65.2	64.3	62.2	63.0	63.2	56.8
Top Speed [km/h]	63.0	65.9	65.4	63.2	63.4	64.3	61.8
Avg. Dist. to Rail [m]	3.4	0.9	0.6	1.0	0.9	0.7	1.8
Avg. Stride Freq. [Hz]	2.0	2.2	2.2	2.1	2.2	2.2	2.1
Avg. Stride Length [m]	6.5	8.3	8.3	8.1	8.0	8.0	7.4



- [ ] Ranking at each section and finish
- .-.- No data available at this section
- NA No data available



Horse/Jockey Name	Just A Jedi
Final Rank	9
Fastest Section Time (Section)	0:11.26 (1000m)
Top Speed [km/h] (Section)	65.4 (1200m)
Race State	Finished

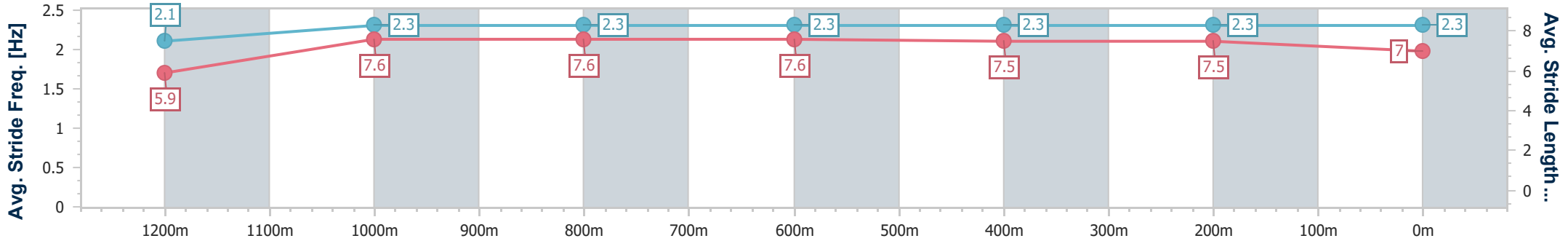
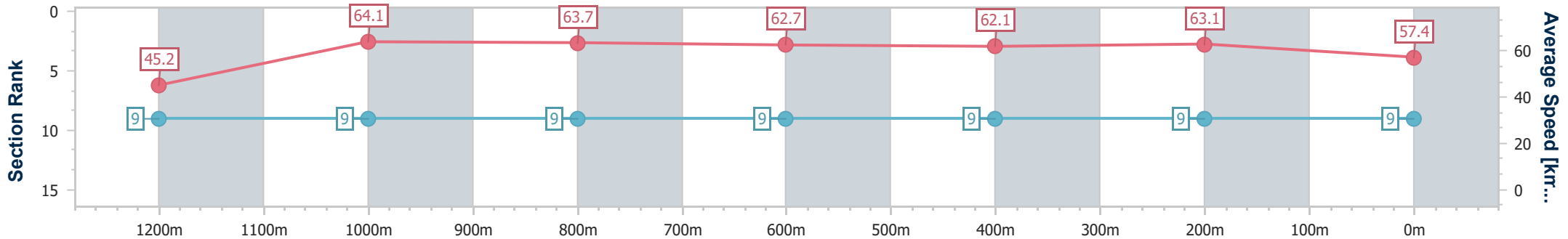


**Doomben QLD Professional**  
**Race 5: BRC MEMBERSHIP PLUS BENCHMARK 75 Handicap - 1350m**  
 30 December 2023 - 14:34  
 Track Rating: Soft 6, Weather: Overcast, Rail Position: +3m Entire



BRISBANE  
RACING CLUB

Section	Overall	1200m	1000m	800m	600m	400m	200m
Section Times	1:21.60 [9] (0:11.94)	1:09.66 [9] (0:11.27)	0:58.39 [9] (0:11.26)	0:47.13 [9] (0:11.47)	0:35.66 [9] (0:11.68)	0:23.98 [9] (0:11.41)	0:12.57 [9] (0:12.57)
Average Speed [km/h]	45.2	64.1	63.7	62.7	62.1	63.1	57.4
Top Speed [km/h]	60.4	65.4	64.9	64.2	63.2	64.3	62.0
Avg. Dist. to Rail [m]	2.6	1.1	1.7	1.0	1.1	2.5	3.8
Avg. Stride Freq. [Hz]	2.1	2.3	2.3	2.3	2.3	2.3	2.3
Avg. Stride Length [m]	5.9	7.6	7.6	7.6	7.5	7.5	7.0



- [ ] Ranking at each section and finish
- .-.- No data available at this section
- NA No data available