



# Doomben QLD Professional

## Race 3: LADBROKES BENCHMARK 85 Handicap - 1615m

30 December 2023 - 13:24



BRISBANE  
RACING CLUB

Track Rating: Soft 5, Weather: Overcast, Rail Position: +3m Entire

Section													Overall	1400m	1200m	1000m	800m	600m	400m	Last 600m
Field Times													1:37.35 (0:15.03)	1:22.32 (0:11.95)	1:10.37 (0:12.07)	0:58.30 (0:12.12)	0:46.18 (0:11.89)	0:34.29 (0:11.45)	0:22.84 (0:11.12)	0:34.29
Rank	TAB	Horse/Jockey	Barrier	Top Speed [km/h]	Fastest Section								Distance Travelled [m]							
1	3	EAGLEMONT Blake Shinn	2	67.0 400m	0:10.81 400m	1:37.35 [1] (0:15.63)	1:21.72 [5] (0:12.03)	1:09.69 [5] (0:12.08)	0:57.61 [5] (0:12.08)	0:45.53 [5] (0:11.84)	0:33.69 [5] (0:11.37)	0:22.32 [5] (0:10.81)	0:33.69							
2	4	BEAUFORT PARK Craig Williams	7	67.1 400m	0:11.00 400m	1:37.60 [2] (0:15.42)	1:22.18 [4] (0:11.92)	1:10.26 [3] (0:12.02)	0:58.24 [3] (0:12.07)	0:46.17 [3] (0:11.88)	0:34.29 [3] (0:11.59)	0:22.70 [4] (0:11.00)	0:34.29 +6							
3	6	DRIVE A DEEL Martin Harley	1	65.9 400m	0:11.12 400m	1:37.73 [3] (0:15.03)	1:22.70 [1] (0:11.95)	1:10.75 [1] (0:12.07)	0:58.68 [1] (0:12.12)	0:46.56 [1] (0:11.89)	0:34.67 [1] (0:11.45)	0:23.22 [1] (0:11.12)	0:34.67 -1							
4	7	MOB BUSTER Michael Rodd	6	65.6 400m	0:11.13 400m	1:37.87 [4] (0:15.37)	1:22.50 [3] (0:12.03)	1:10.47 [4] (0:12.09)	0:58.38 [4] (0:12.09)	0:46.29 [4] (0:11.83)	0:34.46 [4] (0:11.46)	0:23.00 [3] (0:11.13)	0:34.46 +4							
5	8	FLYING JOY Mark Du Plessis	10	66.5 400m	0:11.04 400m	1:37.96 [5] (0:16.18)	1:21.78 [8] (0:11.82)	1:09.96 [8] (0:12.02)	0:57.94 [8] (0:12.06)	0:45.88 [7] (0:11.78)	0:34.10 [7] (0:11.41)	0:22.69 [8] (0:11.04)	0:34.10 +7							
6	1	OTYRAR Bailey Wheeler	8	65.7 400m	0:11.00 400m	1:37.99 [6] (0:15.98)	1:22.01 [7] (0:11.93)	1:10.08 [7] (0:12.11)	0:57.97 [7] (0:12.10)	0:45.87 [8] (0:11.80)	0:34.07 [8] (0:11.35)	0:22.72 [7] (0:11.00)	0:34.07 +1							
7	2	AUSSIE NUGGET Ben Thompson	3	66.0 400m	0:11.18 400m	1:38.11 [7] (0:15.66)	1:22.45 [6] (0:12.13)	1:10.32 [6] (0:12.02)	0:58.30 [6] (0:12.07)	0:46.23 [6] (0:11.81)	0:34.42 [6] (0:11.36)	0:23.06 [6] (0:11.18)	0:34.42 +7							
8	5	RITANI Marnu Potgieter	9	63.4 600m	0:11.59 400m	1:39.03 [8] (0:15.20)	1:23.83 [2] (0:11.88)	1:11.95 [2] (0:12.10)	0:59.85 [2] (0:12.09)	0:47.76 [2] (0:11.89)	0:35.87 [2] (0:11.65)	0:24.22 [2] (0:11.59)	0:35.87 +3							

Scratched: The Catch (#10), Russian Warrior (#9)

[ ] Ranking at each section and finish  
 -:-:- No data available at this section  
 NA No data available

SCN Saddle cloth number  
 DNF Did not finish  
 DNT Did not track



# Doomben QLD Professional

## Race 3: LADBROKES BENCHMARK 85 Handicap - 1615m

30 December 2023 - 13:24



BRISBANE  
RACING CLUB

Track Rating: Soft 5, Weather: Overcast, Rail Position: +3m Entire

Section							200m			Last 600m
Field Times							0:11.72 (0:11.72)			0:34.29
Rank	TAB	Horse/Jockey	Barrier	Top Speed [km/h]	Fastest Section	Margin			Distance Travelled [m]	
1	3	<b>EAGLEMONT</b> Blake Shinn	2	67.0 400m	0:10.81 400m	0:11.51 [2] (0:11.51)	1:37.35			0:33.69
2	4	<b>BEAUFORT PARK</b> Craig Williams	7	67.1 400m	0:11.00 400m	0:11.70 [3] (0:11.70)	1.46L			0:34.29 +6
3	6	<b>DRIVE A DEEL</b> Martin Harley	1	65.9 400m	0:11.12 400m	0:12.10 [1] (0:12.10)	2.22L			0:34.67 -1
4	7	<b>MOB BUSTER</b> Michael Rodd	6	65.6 400m	0:11.13 400m	0:11.87 [4] (0:11.87)	3.09L			0:34.46 +4
5	8	<b>FLYING JOY</b> Mark Du Plessis	10	66.5 400m	0:11.04 400m	0:11.65 [7] (0:11.65)	3.6L			0:34.10 +7
6	1	<b>OTYRAR</b> Bailey Wheeler	8	65.7 400m	0:11.00 400m	0:11.72 [6] (0:11.72)	3.76L			0:34.07 +1
7	2	<b>AUSSIE NUGGET</b> Ben Thompson	3	66.0 400m	0:11.18 400m	0:11.88 [5] (0:11.88)	4.49L			0:34.42 +7
8	5	<b>RITANI</b> Marnu Potgieter	9	63.4 600m	0:11.59 400m	0:12.63 [8] (0:12.63)	9.91L			0:35.87 +3

Scratched: The Catch (#10), Russian Warrior (#9)

[ ] Ranking at each section and finish  
 -:-:- No data available at this section  
 NA No data available

SCN Saddle cloth number  
 DNF Did not finish  
 DNT Did not track



Horse/Jockey Name	Eaglemont
Final Rank	1
Fastest Section Time (Section)	0:10.81 (400m)
Top Speed [km/h] (Section)	67.0 (400m)
Race State	Finished



Doomben QLD Professional

Race 3: LADBROKES BENCHMARK 85 Handicap - 1615m

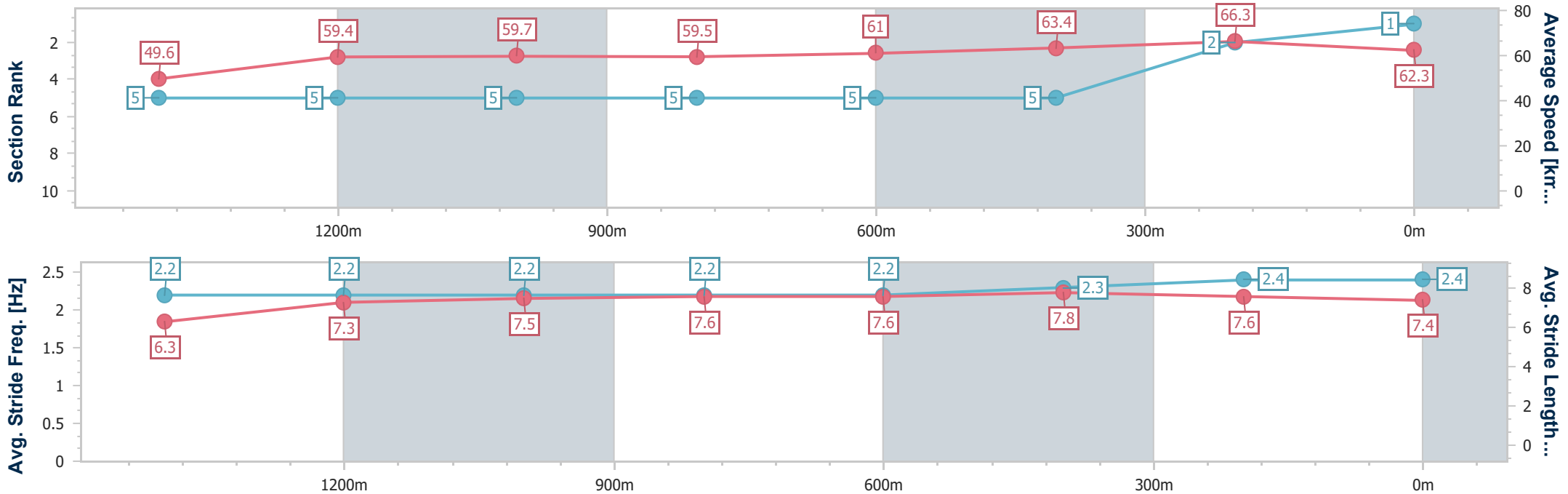
30 December 2023 - 13:24

Track Rating: Soft 5, Weather: Overcast, Rail Position: +3m Entire



BRISBANE RACING CLUB

Section	Overall	1400m	1200m	1000m	800m	600m	400m	200m
Section Times	1:37.35 [1] (0:15.63)	1:21.72 [5] (0:12.03)	1:09.69 [5] (0:12.08)	0:57.61 [5] (0:12.08)	0:45.53 [5] (0:11.84)	0:33.69 [5] (0:11.37)	0:22.32 [5] (0:10.81)	0:11.51 [2] (0:11.51)
Average Speed [km/h]	49.6	59.4	59.7	59.5	61.0	63.4	66.3	62.3
Top Speed [km/h]	61.5	61.5	60.0	60.2	62.2	65.5	67.0	65.6
Avg. Dist. to Rail [m]	1.2	1.0	0.6	0.5	0.1	0.3	0.8	1.4
Avg. Stride Freq. [Hz]	2.2	2.2	2.2	2.2	2.2	2.3	2.4	2.4
Avg. Stride Length [m]	6.3	7.3	7.5	7.6	7.6	7.8	7.6	7.4



- [ ] Ranking at each section and finish
- .-.- No data available at this section
- NA No data available



Horse/Jockey Name	Beaufort Park
Final Rank	2
Fastest Section Time (Section)	0:11.00 (400m)
Top Speed [km/h] (Section)	67.1 (400m)
Race State	Finished



Doomben QLD Professional

Race 3: LADBROKES BENCHMARK 85 Handicap - 1615m

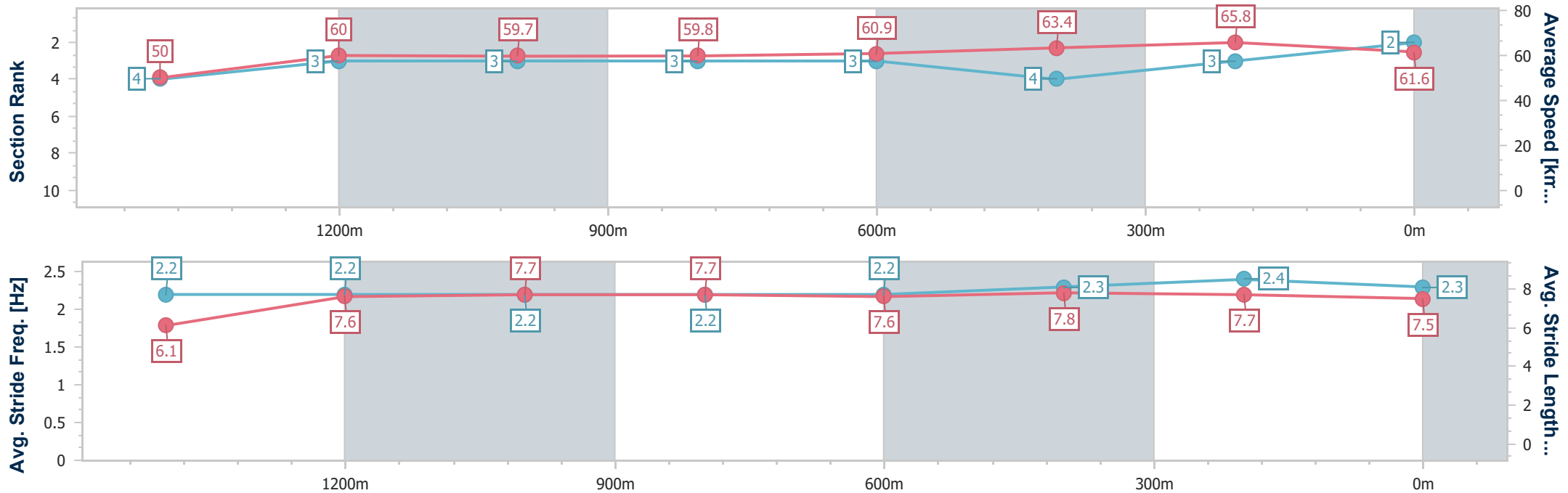
30 December 2023 - 13:24

Track Rating: Soft 5, Weather: Overcast, Rail Position: +3m Entire



BRISBANE RACING CLUB

Section	Overall	1400m	1200m	1000m	800m	600m	400m	200m
Section Times	1:37.60 [2] (0:15.42)	1:22.18 [4] (0:11.92)	1:10.26 [3] (0:12.02)	0:58.24 [3] (0:12.07)	0:46.17 [3] (0:11.88)	0:34.29 [3] (0:11.59)	0:22.70 [4] (0:11.00)	0:11.70 [3]
Average Speed [km/h]	50.0	60.0	59.7	59.8	60.9	63.4	65.8	61.6
Top Speed [km/h]	63.5	61.7	60.2	60.2	62.1	65.0	67.1	65.3
Avg. Dist. to Rail [m]	1.9	1.6	0.6	0.4	1.9	3.3	2.9	2.6
Avg. Stride Freq. [Hz]	2.2	2.2	2.2	2.2	2.2	2.3	2.4	2.3
Avg. Stride Length [m]	6.1	7.6	7.7	7.7	7.6	7.8	7.7	7.5



- [ ] Ranking at each section and finish
- .-.- No data available at this section
- NA No data available



Horse/Jockey Name	Drive A Deel
Final Rank	3
Fastest Section Time (Section)	0:11.12 (400m)
Top Speed [km/h] (Section)	65.9 (400m)
Race State	Finished



Doomben QLD Professional

Race 3: LADBROKES BENCHMARK 85 Handicap - 1615m

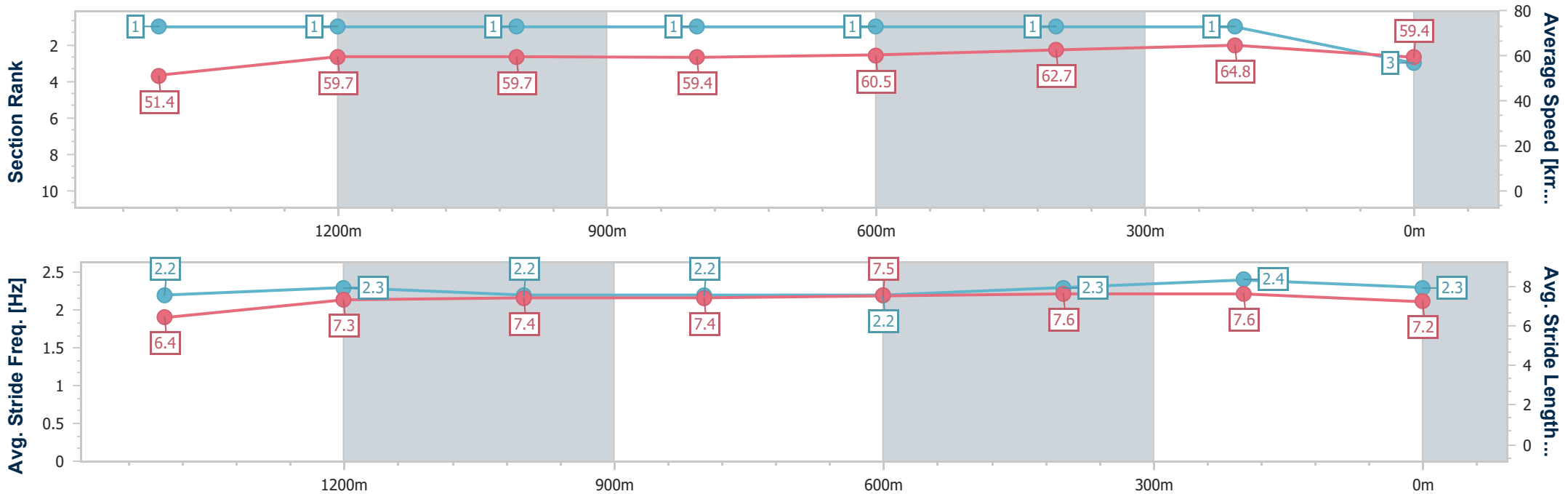
30 December 2023 - 13:24

Track Rating: Soft 5, Weather: Overcast, Rail Position: +3m Entire



BRISBANE RACING CLUB

Section	Overall	1400m	1200m	1000m	800m	600m	400m	200m
Section Times	1:37.73 [3] (0:15.03)	1:22.70 [1] (0:11.95)	1:10.75 [1] (0:12.07)	0:58.68 [1] (0:12.12)	0:46.56 [1] (0:11.89)	0:34.67 [1] (0:11.45)	0:23.22 [1] (0:11.12)	0:12.10 [1] (0:12.10)
Average Speed [km/h]	51.4	59.7	59.7	59.4	60.5	62.7	64.8	59.4
Top Speed [km/h]	62.6	61.7	59.8	60.0	61.9	63.7	65.9	64.3
Avg. Dist. to Rail [m]	0.9	1.1	0.4	0.2	0.1	0.4	0.6	1.0
Avg. Stride Freq. [Hz]	2.2	2.3	2.2	2.2	2.2	2.3	2.4	2.3
Avg. Stride Length [m]	6.4	7.3	7.4	7.4	7.5	7.6	7.6	7.2



- [ ] Ranking at each section and finish
- .-.- No data available at this section
- NA No data available



Horse/Jockey Name	Mob Buster
Final Rank	4
Fastest Section Time (Section)	0:11.13 (400m)
Top Speed [km/h] (Section)	65.6 (400m)
Race State	Finished



Doomben QLD Professional

Race 3: LADBROKES BENCHMARK 85 Handicap - 1615m

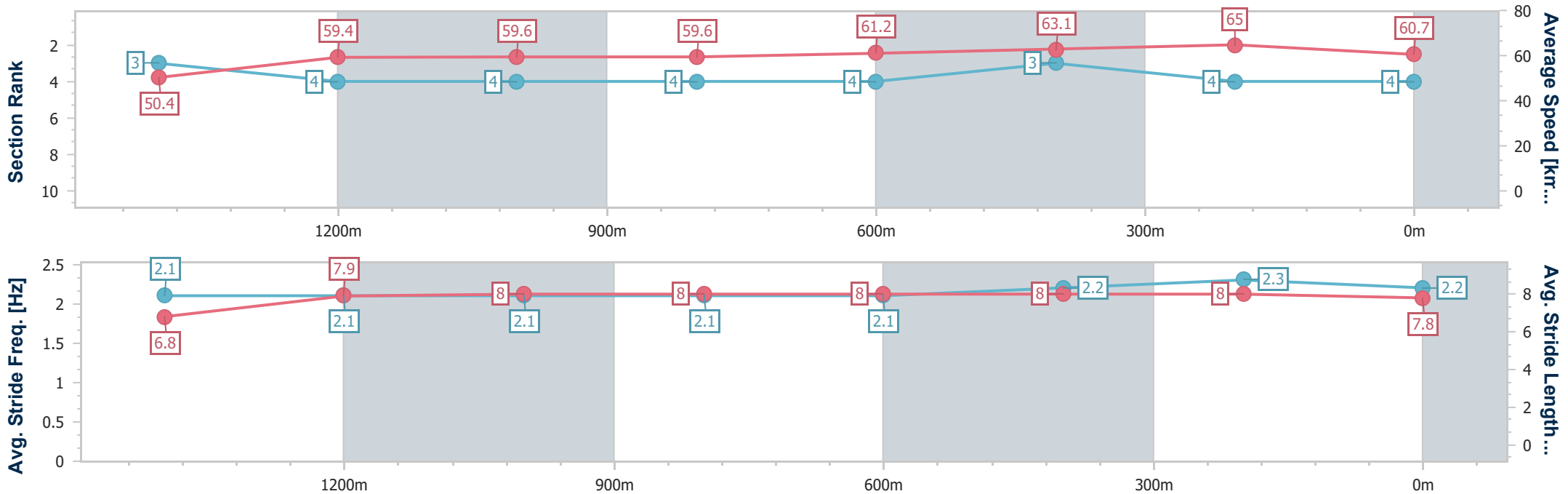
30 December 2023 - 13:24

Track Rating: Soft 5, Weather: Overcast, Rail Position: +3m Entire



BRISBANE RACING CLUB

Section	Overall	1400m	1200m	1000m	800m	600m	400m	200m
Section Times	1:37.87 [4] (0:15.37)	1:22.50 [3] (0:12.03)	1:10.47 [4] (0:12.09)	0:58.38 [4] (0:12.09)	0:46.29 [4] (0:11.83)	0:34.46 [4] (0:11.46)	0:23.00 [3] (0:11.13)	0:11.87 [4] (0:11.87)
Average Speed [km/h]	50.4	59.4	59.6	59.6	61.2	63.1	65.0	60.7
Top Speed [km/h]	62.3	61.0	59.9	60.1	62.4	64.7	65.6	64.1
Avg. Dist. to Rail [m]	1.6	0.7	0.5	0.6	0.9	1.4	2.0	3.6
Avg. Stride Freq. [Hz]	2.1	2.1	2.1	2.1	2.1	2.2	2.3	2.2
Avg. Stride Length [m]	6.8	7.9	8.0	8.0	8.0	8.0	8.0	7.8



- [ ] Ranking at each section and finish
- .-.- No data available at this section
- NA No data available



Horse/Jockey Name	Flying Joy
Final Rank	5
Fastest Section Time (Section)	0:11.04 (400m)
Top Speed [km/h] (Section)	66.5 (400m)
Race State	Finished



Doomben QLD Professional

Race 3: LADBROKES BENCHMARK 85 Handicap - 1615m

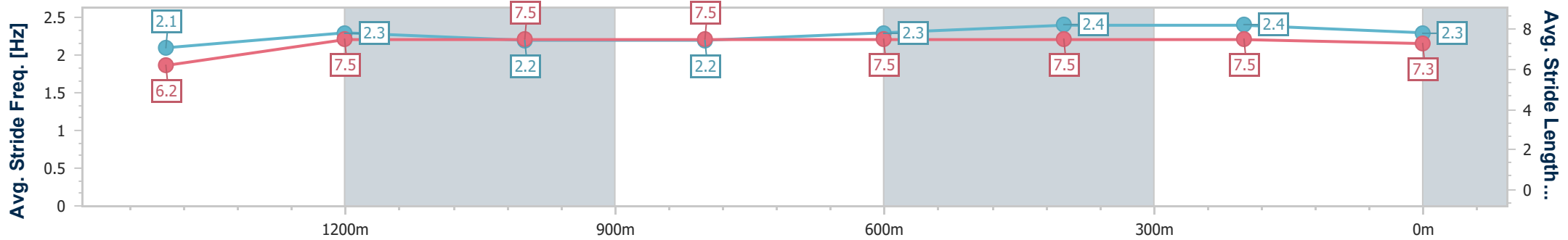
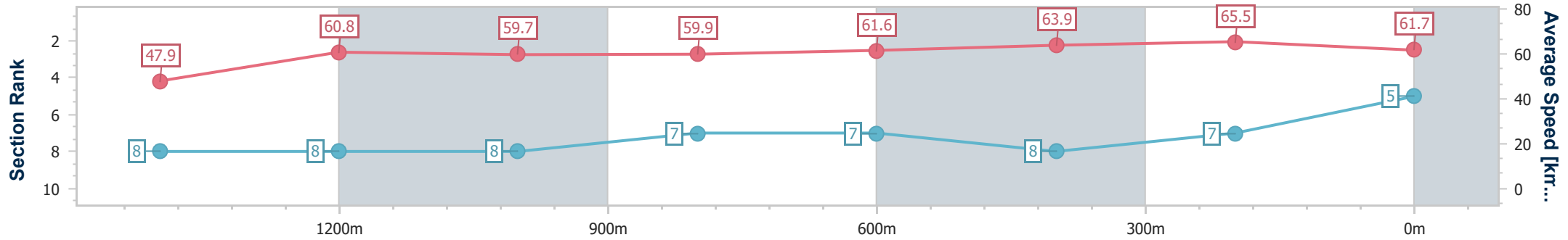
30 December 2023 - 13:24

Track Rating: Soft 5, Weather: Overcast, Rail Position: +3m Entire



BRISBANE RACING CLUB

Section	Overall	1400m	1200m	1000m	800m	600m	400m	200m
Section Times	1:37.96 [5] (0:16.18)	1:21.78 [8] (0:11.82)	1:09.96 [8] (0:12.02)	0:57.94 [8] (0:12.06)	0:45.88 [7] (0:11.78)	0:34.10 [7] (0:11.41)	0:22.69 [8] (0:11.04)	0:11.65 [7] (0:11.65)
Average Speed [km/h]	47.9	60.8	59.7	59.9	61.6	63.9	65.5	61.7
Top Speed [km/h]	60.8	62.2	60.6	60.2	62.7	64.6	66.5	64.8
Avg. Dist. to Rail [m]	4.2	0.5	0.9	0.8	1.6	2.6	1.0	1.8
Avg. Stride Freq. [Hz]	2.1	2.3	2.2	2.2	2.3	2.4	2.4	2.3
Avg. Stride Length [m]	6.2	7.5	7.5	7.5	7.5	7.5	7.5	7.3



- [ ] Ranking at each section and finish
- .-.- No data available at this section
- NA No data available



Horse/Jockey Name	Otyrar
Final Rank	6
Fastest Section Time (Section)	0:11.00 (400m)
Top Speed [km/h] (Section)	65.7 (400m)
Race State	Finished



Doomben QLD Professional

Race 3: LADBROKES BENCHMARK 85 Handicap - 1615m

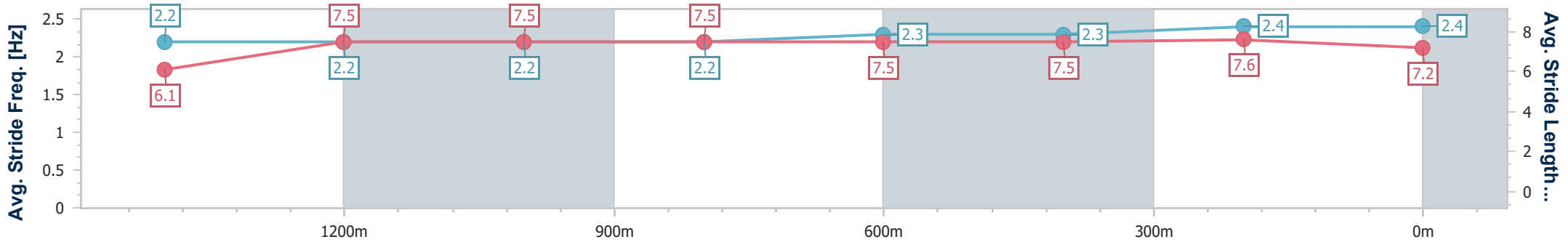
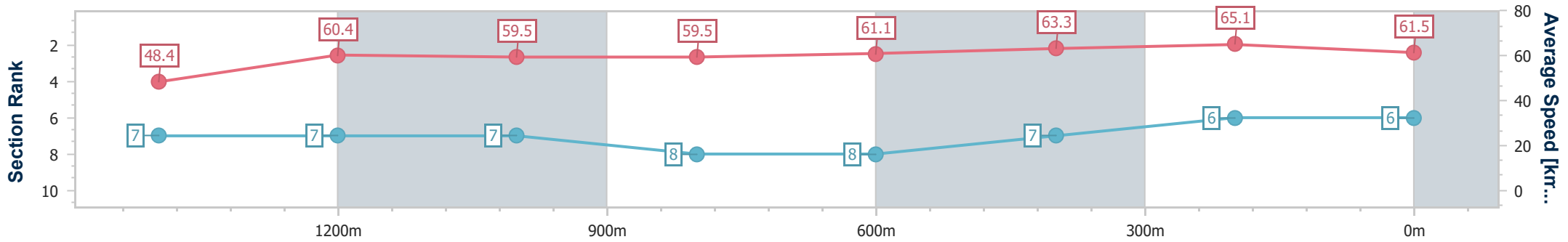
30 December 2023 - 13:24

Track Rating: Soft 5, Weather: Overcast, Rail Position: +3m Entire



BRISBANE RACING CLUB

Section	Overall	1400m	1200m	1000m	800m	600m	400m	200m
Section Times	1:37.99 [6] (0:15.98)	1:22.01 [7] (0:11.93)	1:10.08 [7] (0:12.11)	0:57.97 [7] (0:12.10)	0:45.87 [8] (0:11.80)	0:34.07 [8] (0:11.35)	0:22.72 [7] (0:11.00)	0:11.72 [6] (0:11.72)
Average Speed [km/h]	48.4	60.4	59.5	59.5	61.1	63.3	65.1	61.5
Top Speed [km/h]	61.9	61.9	60.0	60.3	62.3	64.3	65.7	65.0
Avg. Dist. to Rail [m]	2.9	0.3	0.7	0.5	0.1	0.6	1.7	0.9
Avg. Stride Freq. [Hz]	2.2	2.2	2.2	2.2	2.3	2.3	2.4	2.4
Avg. Stride Length [m]	6.1	7.5	7.5	7.5	7.5	7.5	7.6	7.2



- [ ] Ranking at each section and finish
- .-.- No data available at this section
- NA No data available





Horse/Jockey Name	Aussie Nugget
Final Rank	7
Fastest Section Time (Section)	0:11.18 (400m)
Top Speed [km/h] (Section)	66.0 (400m)
Race State	Finished



Doomben QLD Professional

Race 3: LADBROKES BENCHMARK 85 Handicap - 1615m

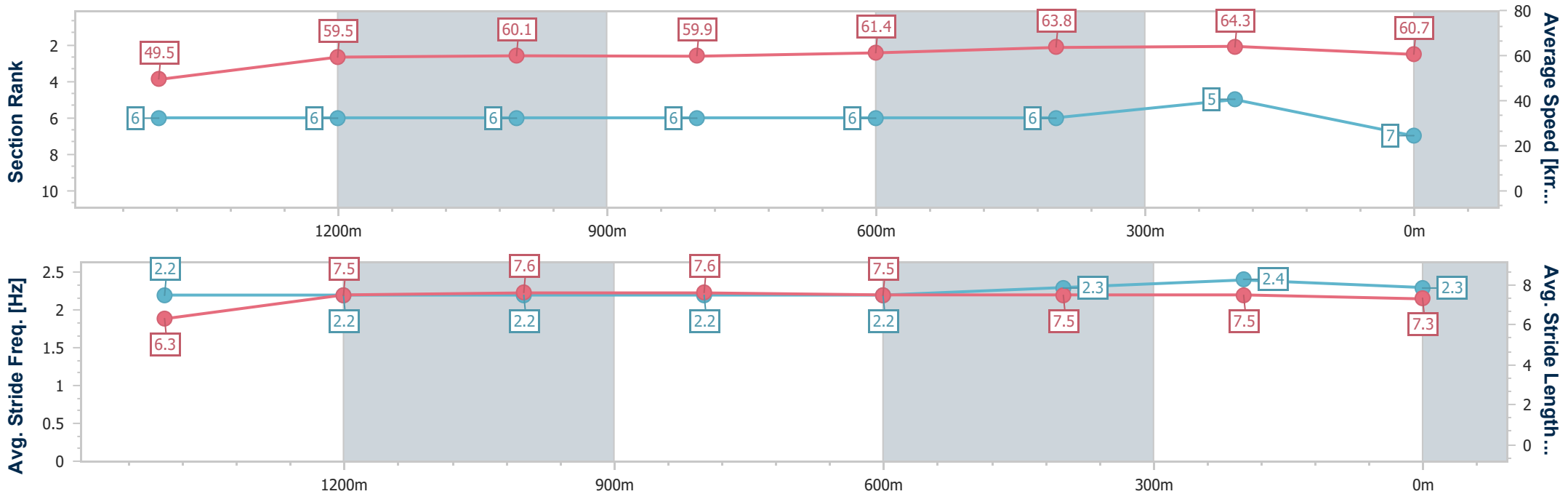
30 December 2023 - 13:24

Track Rating: Soft 5, Weather: Overcast, Rail Position: +3m Entire



BRISBANE RACING CLUB

Section	Overall	1400m	1200m	1000m	800m	600m	400m	200m
Section Times	1:38.11 [7] (0:15.66)	1:22.45 [6] (0:12.13)	1:10.32 [6] (0:12.02)	0:58.30 [6] (0:12.07)	0:46.23 [6] (0:11.81)	0:34.42 [6] (0:11.36)	0:23.06 [6] (0:11.18)	0:11.88 [5] (0:11.88)
Average Speed [km/h]	49.5	59.5	60.1	59.9	61.4	63.8	64.3	60.7
Top Speed [km/h]	61.9	61.9	60.3	60.2	63.0	65.7	66.0	63.6
Avg. Dist. to Rail [m]	1.4	0.7	1.7	1.6	1.1	1.4	2.5	4.2
Avg. Stride Freq. [Hz]	2.2	2.2	2.2	2.2	2.2	2.3	2.4	2.3
Avg. Stride Length [m]	6.3	7.5	7.6	7.6	7.5	7.5	7.5	7.3



- [ ] Ranking at each section and finish
- .-.- No data available at this section
- NA No data available



Horse/Jockey Name	Ritani
Final Rank	8
Fastest Section Time (Section)	0:11.59 (400m)
Top Speed [km/h] (Section)	63.4 (600m)
Race State	Finished



Doomben QLD Professional

Race 3: LADBROKES BENCHMARK 85 Handicap - 1615m

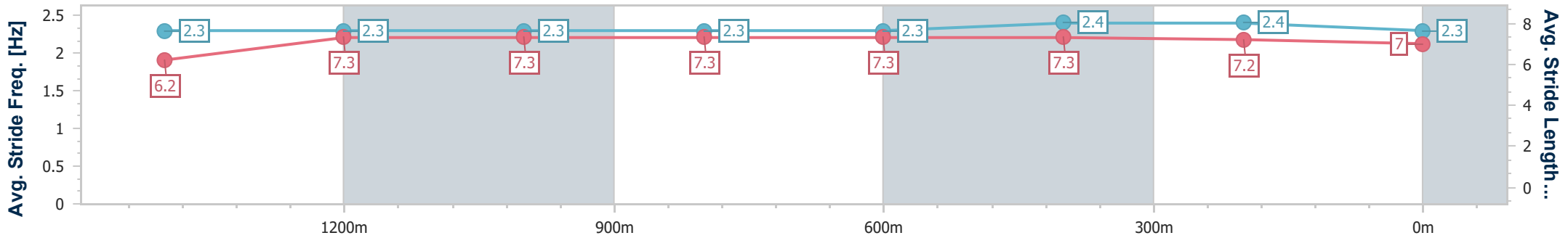
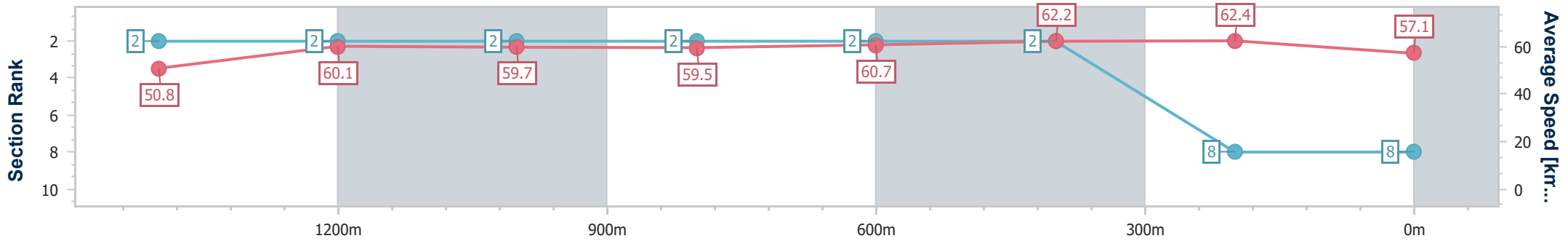
30 December 2023 - 13:24

Track Rating: Soft 5, Weather: Overcast, Rail Position: +3m Entire



BRISBANE RACING CLUB

Section	Overall	1400m	1200m	1000m	800m	600m	400m	200m
Section Times	1:39.03 [8] (0:15.20)	1:23.83 [2] (0:11.88)	1:11.95 [2] (0:12.10)	0:59.85 [2] (0:12.09)	0:47.76 [2] (0:11.89)	0:35.87 [2] (0:11.65)	0:24.22 [2] (0:11.59)	0:12.63 [8] (0:12.63)
Average Speed [km/h]	50.8	60.1	59.7	59.5	60.7	62.2	62.4	57.1
Top Speed [km/h]	61.7	62.2	60.1	60.0	61.9	63.4	63.2	60.6
Avg. Dist. to Rail [m]	3.1	1.2	0.5	0.4	0.9	1.4	2.0	3.2
Avg. Stride Freq. [Hz]	2.3	2.3	2.3	2.3	2.3	2.4	2.4	2.3
Avg. Stride Length [m]	6.2	7.3	7.3	7.3	7.3	7.3	7.2	7.0



- [ ] Ranking at each section and finish
- .-.- No data available at this section
- NA No data available