

Track Rating: Soft 5, Weather: Fine, Rail Position: +10m 1600-1200

Section												Last 600m	
Field Times												0:34.83	
		Overall	1200m	1000m	800m	600m	400m						
		1:18.64 (0:10.38)	1:08.26 (0:10.69)	0:57.57 (0:11.28)	0:46.29 (0:11.46)	0:34.83 (0:11.63)	0:23.20 (0:11.59)						
Rank	TAB	Horse/Jockey	Barrier	Top Speed [km/h]	Fastest Section							Distance Travelled [m]	
1	7	MIDORI FUJI	4	66.8	0:10.38	1:18.64 [1]	1:08.26 [1]	0:57.30 [4]	0:45.91 [4]	0:34.42 [3]	0:22.93 [3]	0:34.42	
		Brodie Loy		1200m	Overall	(0:10.38)	(0:10.96)	(0:11.39)	(0:11.49)	(0:11.49)	(0:11.32)		
2	9	JENNI INDA JUNGLE	1	67.7	0:10.44	1:18.92 [2]	1:08.48 [4]	0:57.68 [2]	0:46.42 [2]	0:34.95 [2]	0:23.34 [2]	0:34.95	-5
		Georgina Cartwright		1200m	Overall	(0:10.44)	(0:10.80)	(0:11.26)	(0:11.47)	(0:11.61)	(0:11.65)		
3	6	KOBENHAVN	10	69.0	0:10.40	1:19.12 [3]	1:08.72 [2]	0:57.80 [3]	0:46.40 [3]	0:34.89 [4]	0:23.17 [5]	0:34.89	-3
		James Orman		1200m	Overall	(0:10.40)	(0:10.92)	(0:11.40)	(0:11.51)	(0:11.72)	(0:11.26)		
4	1	CHARGED	2	66.2	0:10.68	1:19.21 [4]	1:08.53 [5]	0:57.56 [5]	0:46.23 [6]	0:34.78 [5]	0:23.27 [4]	0:34.78	-1
		Cejay Graham		1000m	Overall	(0:10.68)	(0:10.97)	(0:11.33)	(0:11.45)	(0:11.51)	(0:11.55)		
5	5	SPIRIT OF BEANS	8	65.8	0:10.98	1:19.25 [5]	1:08.27 [9]	0:57.18 [8]	0:45.96 [8]	0:34.55 [8]	0:23.13 [7]	0:34.55	-3
		Jake Bayliss		1200m	Overall	(0:10.98)	(0:11.09)	(0:11.22)	(0:11.41)	(0:11.42)	(0:11.41)		
6	2	STORMTROOPER	3	68.3	0:10.41	1:19.76 [6]	1:09.35 [3]	0:58.69 [1]	0:47.41 [1]	0:35.95 [1]	0:24.32 [1]	0:35.95	-8
		Sariah Champkin		1200m	Overall	(0:10.41)	(0:10.66)	(0:11.28)	(0:11.46)	(0:11.63)	(0:11.88)		
7	3	TAKUNAI	9	67.1	0:10.85	1:19.99 [7]	1:09.14 [6]	0:58.22 [6]	0:47.03 [5]	0:35.54 [6]	0:23.95 [6]	0:35.54	+1
		Rikki Jamieson		1200m	Overall	(0:10.85)	(0:10.92)	(0:11.19)	(0:11.49)	(0:11.59)	(0:11.75)		
8	11	SIR PICCOLO	5	66.3	0:10.93	1:20.22 [8]	1:09.29 [7]	0:58.35 [7]	0:47.16 [7]	0:35.66 [7]	0:24.05 [8]	0:35.66	-6
		Luke Tarrant		1200m	Overall	(0:10.93)	(0:10.94)	(0:11.19)	(0:11.50)	(0:11.61)	(0:11.82)		
9	10	WHO INVITED HER	13	64.5	0:10.97	1:21.52 [9]	1:10.55 [8]	0:59.25 [9]	0:48.03 [9]	0:36.62 [9]	0:24.89 [9]	0:36.62	-5
		Mark Du Plessis		1000m	Overall	(0:10.97)	(0:11.30)	(0:11.22)	(0:11.41)	(0:11.73)	(0:12.12)		

Scratched: Bean Rocking (#4), Jukebox In Siberia (#8), Abb Roy (#12), Bambalam (#13)



Ipswich QLD Professional
Race 8: GRAND CATTLE FUND RATINGS BAND 0 - 62 Handicap - 1350m
 29 December 2023 - 17:00



Track Rating: Soft 5, Weather: Fine, Rail Position: +10m 1600-1200

Section				200m				Last 600m	
Field Times				0:11.61 (0:11.61)				0:34.83	
Rank	TAB	Horse/Jockey	Barrier	Top Speed [km/h]	Fastest Section	Margin			Distance Travelled [m]
1	7	MIDORI FUJI Brodie Loy	4	66.8 1200m	0:10.38 Overall	0:11.61 [1] (0:11.61)	1:18.64		0:34.42
2	9	JENNI INDA JUNGLE Georgina Cartwright	1	67.7 1200m	0:10.44 Overall	0:11.69 [3] (0:11.69)	1.5L		0:34.95 -5
3	6	KOBENHAVN James Orman	10	69.0 1200m	0:10.40 Overall	0:11.91 [2] (0:11.91)	2.5L		0:34.89 -3
4	1	CHARGED Cejay Graham	2	66.2 1000m	0:10.68 Overall	0:11.72 [5] (0:11.72)	3L		0:34.78 -1
5	5	SPIRIT OF BEANS Jake Bayliss	8	65.8 1200m	0:10.98 Overall	0:11.72 [6] (0:11.72)	3.2L		0:34.55 -3
6	2	STORMTROOPER Sariah Champkin	3	68.3 1200m	0:10.41 Overall	0:12.44 [4] (0:12.44)	6.2L		0:35.95 -8
7	3	TAKUNAI Rikki Jamieson	9	67.1 1200m	0:10.85 Overall	0:12.20 [7] (0:12.20)	7.5L		0:35.54 +1
8	11	SIR PICCOLO Luke Tarrant	5	66.3 1200m	0:10.93 Overall	0:12.23 [8] (0:12.23)	8.8L		0:35.66 -6
9	10	WHO INVITED HER Mark Du Plessis	13	64.5 1000m	0:10.97 Overall	0:12.77 [9] (0:12.77)	16.3L		0:36.62 -5

Scratched: Bean Rocking (#4), Jukebox In Siberia (#8), Abb Roy (#12), Bambalam (#13)

[] Ranking at each section and finish
 -:-:- No data available at this section
 NA No data available

SCN Saddle cloth number
 DNF Did not finish
 DNT Did not track



Horse/Jockey Name	Midori Fuji
Final Rank	1
Fastest Section Time (Section)	0:10.38 (Overall)
Top Speed [km/h] (Section)	66.8 (1200m)
Race State	Finished



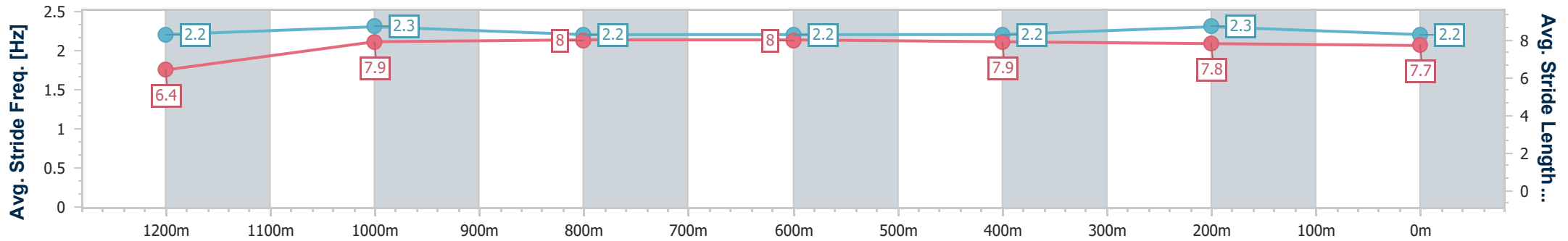
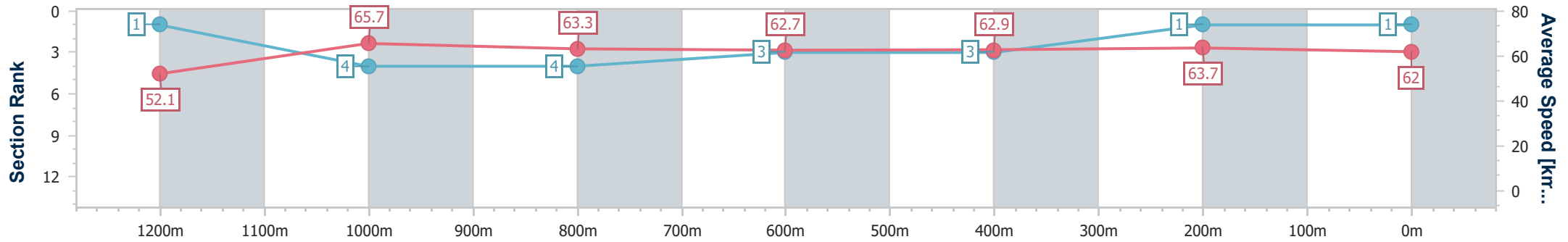
Ipswich QLD Professional
 Race 8: GRAND CATTLE FUND RATINGS BAND 0 - 62
 Handicap - 1350m



29 December 2023 - 17:00

Track Rating: Soft 5, Weather: Fine, Rail Position: +10m 1600-1200

Section	Overall	1200m	1000m	800m	600m	400m	200m
Section Times	1:18.64 [1] (0:10.38)	1:08.26 [1] (0:10.96)	0:57.30 [4] (0:11.39)	0:45.91 [4] (0:11.49)	0:34.42 [3] (0:11.49)	0:22.93 [3] (0:11.32)	0:11.61 [1] (0:11.61)
Average Speed [km/h]	52.1	65.7	63.3	62.7	62.9	63.7	62.0
Top Speed [km/h]	64.7	66.8	64.6	63.5	63.8	64.4	64.5
Avg. Dist. to Rail [m]	1.7	0.7	0.6	0.3	0.6	1.5	1.4
Avg. Stride Freq. [Hz]	2.2	2.3	2.2	2.2	2.2	2.3	2.2
Avg. Stride Length [m]	6.4	7.9	8.0	8.0	7.9	7.8	7.7



- [] Ranking at each section and finish
- .-.- No data available at this section
- NA No data available



Horse/Jockey Name	Jenni Inda Jungle
Final Rank	2
Fastest Section Time (Section)	0:10.44 (Overall)
Top Speed [km/h] (Section)	67.7 (1200m)
Race State	Finished



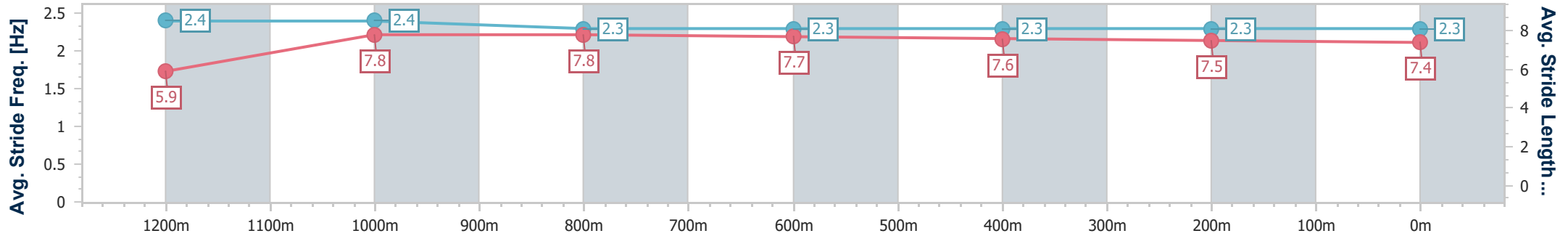
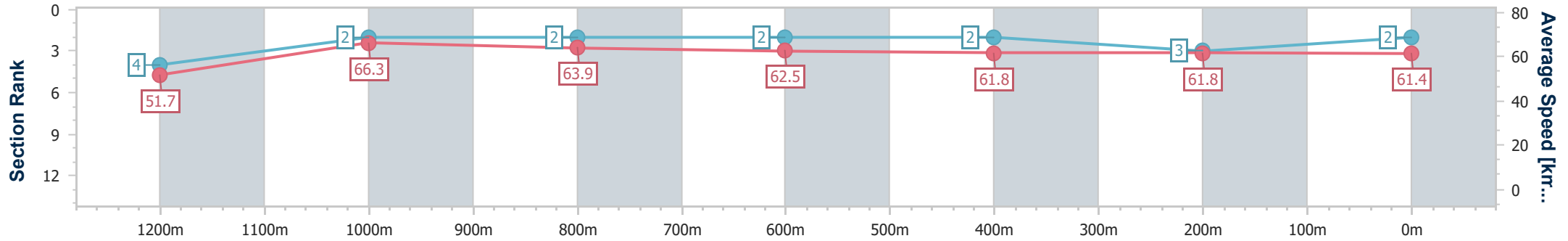
Ipswich QLD Professional
 Race 8: GRAND CATTLE FUND RATINGS BAND 0 - 62
 Handicap - 1350m



29 December 2023 - 17:00

Track Rating: Soft 5, Weather: Fine, Rail Position: +10m 1600-1200

Section	Overall	1200m	1000m	800m	600m	400m	200m
Section Times	1:18.92 [2] (0:10.44)	1:08.48 [4] (0:10.80)	0:57.68 [2] (0:11.26)	0:46.42 [2] (0:11.47)	0:34.95 [2] (0:11.61)	0:23.34 [2] (0:11.65)	0:11.69 [3] (0:11.69)
Average Speed [km/h]	51.7	66.3	63.9	62.5	61.8	61.8	61.4
Top Speed [km/h]	66.7	67.7	65.2	63.0	61.8	63.0	63.1
Avg. Dist. to Rail [m]	1.3	1.2	0.9	1.3	1.1	0.8	1.2
Avg. Stride Freq. [Hz]	2.4	2.4	2.3	2.3	2.3	2.3	2.3
Avg. Stride Length [m]	5.9	7.8	7.8	7.7	7.6	7.5	7.4



- [] Ranking at each section and finish
- .-.-.- No data available at this section
- NA No data available



Horse/Jockey Name	Kobenhavn
Final Rank	3
Fastest Section Time (Section)	0:10.40 (Overall)
Top Speed [km/h] (Section)	69.0 (1200m)
Race State	Finished



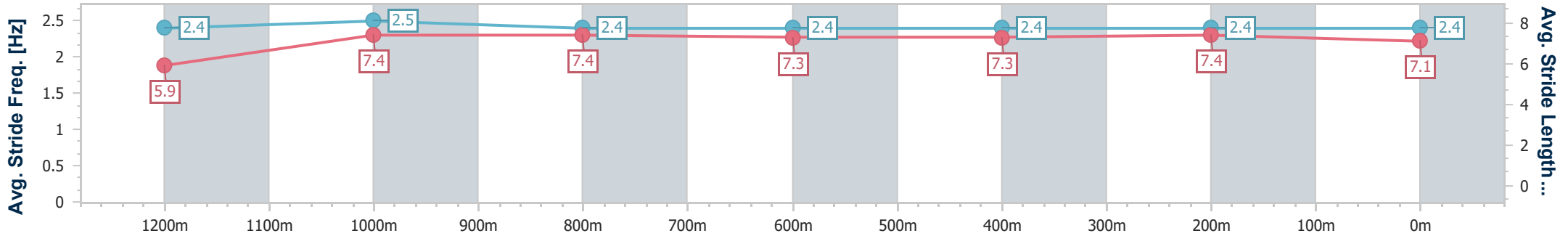
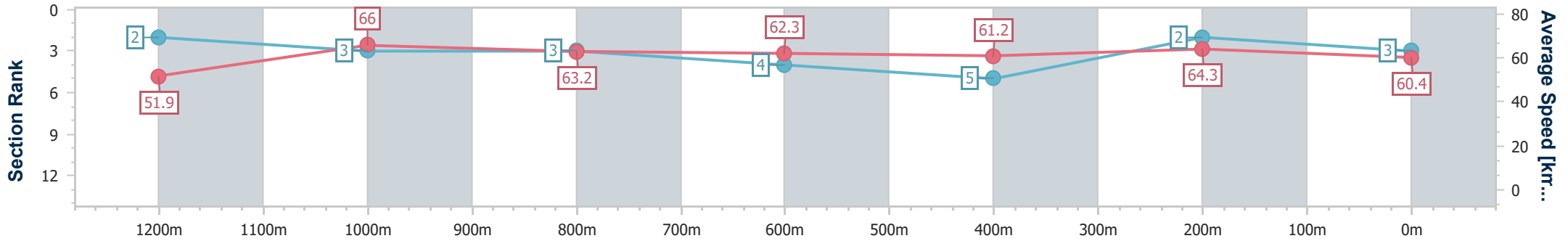
Ipswich QLD Professional
Race 8: GRAND CATTLE FUND RATINGS BAND 0 - 62
Handicap - 1350m



29 December 2023 - 17:00

Track Rating: Soft 5, Weather: Fine, Rail Position: +10m 1600-1200

Section	Overall	1200m	1000m	800m	600m	400m	200m
Section Times	1:19.12 [3] (0:10.40)	1:08.72 [2] (0:10.92)	0:57.80 [3] (0:11.40)	0:46.40 [3] (0:11.51)	0:34.89 [4] (0:11.72)	0:23.17 [5] (0:11.26)	0:11.91 [2] (0:11.91)
Average Speed [km/h]	51.9	66.0	63.2	62.3	61.2	64.3	60.4
Top Speed [km/h]	65.5	69.0	63.9	63.6	62.6	66.5	62.6
Avg. Dist. to Rail [m]	4.7	1.8	0.4	1.0	1.1	2.0	0.9
Avg. Stride Freq. [Hz]	2.4	2.5	2.4	2.4	2.4	2.4	2.4
Avg. Stride Length [m]	5.9	7.4	7.4	7.3	7.3	7.4	7.1



- [] Ranking at each section and finish
- .-.- No data available at this section
- NA No data available



Horse/Jockey Name	Charged
Final Rank	4
Fastest Section Time (Section)	0:10.68 (Overall)
Top Speed [km/h] (Section)	66.2 (1000m)
Race State	Finished



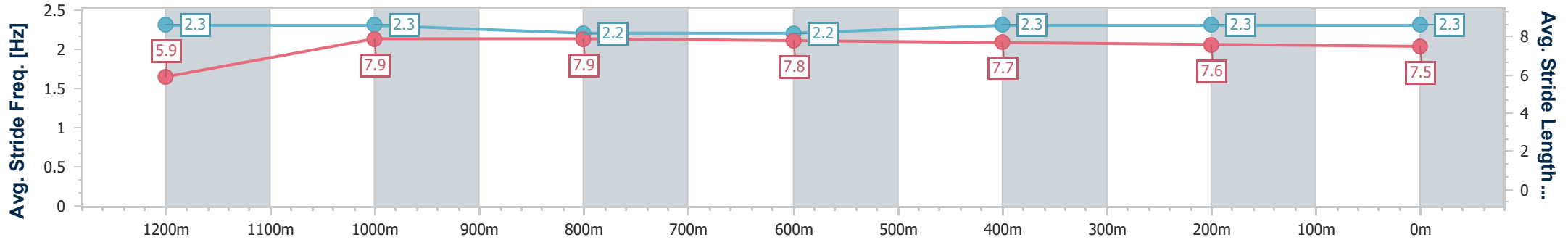
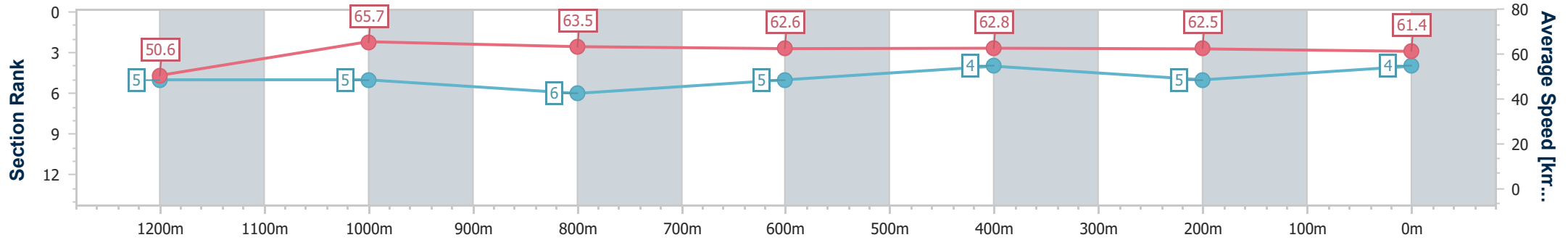
Ipswich QLD Professional
 Race 8: GRAND CATTLE FUND RATINGS BAND 0 - 62
 Handicap - 1350m



29 December 2023 - 17:00

Track Rating: Soft 5, Weather: Fine, Rail Position: +10m 1600-1200

Section	Overall	1200m	1000m	800m	600m	400m	200m
Section Times	1:19.21 [4] (0:10.68)	1:08.53 [5] (0:10.97)	0:57.56 [5] (0:11.33)	0:46.23 [6] (0:11.45)	0:34.78 [5] (0:11.51)	0:23.27 [4] (0:11.55)	0:11.72 [5] (0:11.72)
Average Speed [km/h]	50.6	65.7	63.5	62.6	62.8	62.5	61.4
Top Speed [km/h]	63.5	66.2	66.2	63.2	63.6	63.0	62.6
Avg. Dist. to Rail [m]	0.6	1.0	0.3	0.9	0.5	1.5	2.8
Avg. Stride Freq. [Hz]	2.3	2.3	2.2	2.2	2.3	2.3	2.3
Avg. Stride Length [m]	5.9	7.9	7.9	7.8	7.7	7.6	7.5



- [] Ranking at each section and finish
- .-.- No data available at this section
- NA No data available



Horse/Jockey Name	Spirit Of Beans
Final Rank	5
Fastest Section Time (Section)	0:10.98 (Overall)
Top Speed [km/h] (Section)	65.8 (1200m)
Race State	Finished



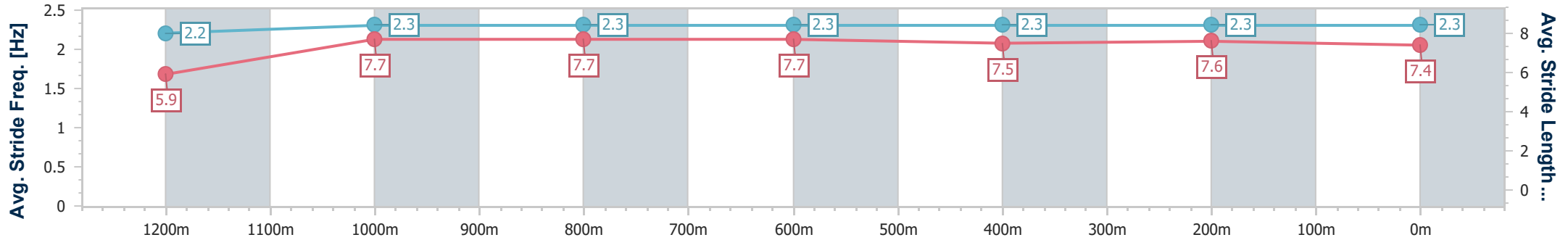
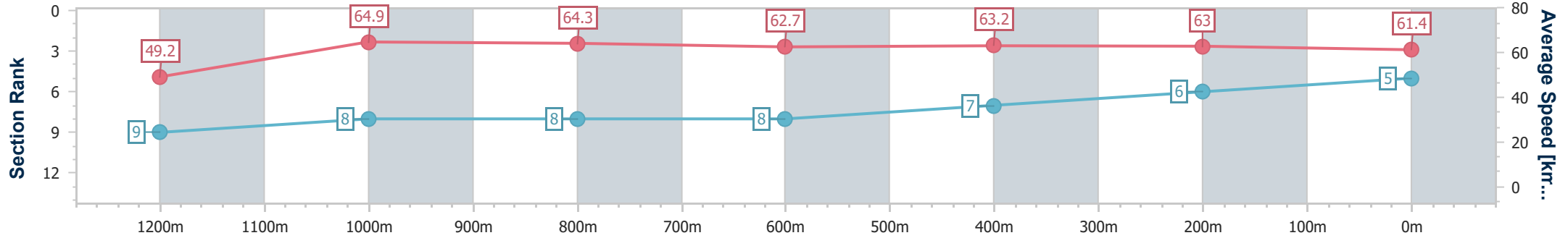
Ipswich QLD Professional
 Race 8: GRAND CATTLE FUND RATINGS BAND 0 - 62
 Handicap - 1350m



29 December 2023 - 17:00

Track Rating: Soft 5, Weather: Fine, Rail Position: +10m 1600-1200

Section	Overall	1200m	1000m	800m	600m	400m	200m
Section Times	1:19.25 [5] (0:10.98)	1:08.27 [9] (0:11.09)	0:57.18 [8] (0:11.22)	0:45.96 [8] (0:11.41)	0:34.55 [8] (0:11.42)	0:23.13 [7] (0:11.41)	0:11.72 [6] (0:11.72)
Average Speed [km/h]	49.2	64.9	64.3	62.7	63.2	63.0	61.4
Top Speed [km/h]	62.6	65.8	65.4	63.5	63.6	63.4	62.5
Avg. Dist. to Rail [m]	3.0	1.0	0.2	1.0	0.5	0.8	1.4
Avg. Stride Freq. [Hz]	2.2	2.3	2.3	2.3	2.3	2.3	2.3
Avg. Stride Length [m]	5.9	7.7	7.7	7.7	7.5	7.6	7.4



- [] Ranking at each section and finish
- .-.- No data available at this section
- NA No data available



Horse/Jockey Name	Stormtrooper
Final Rank	6
Fastest Section Time (Section)	0:10.41 (Overall)
Top Speed [km/h] (Section)	68.3 (1200m)
Race State	Finished



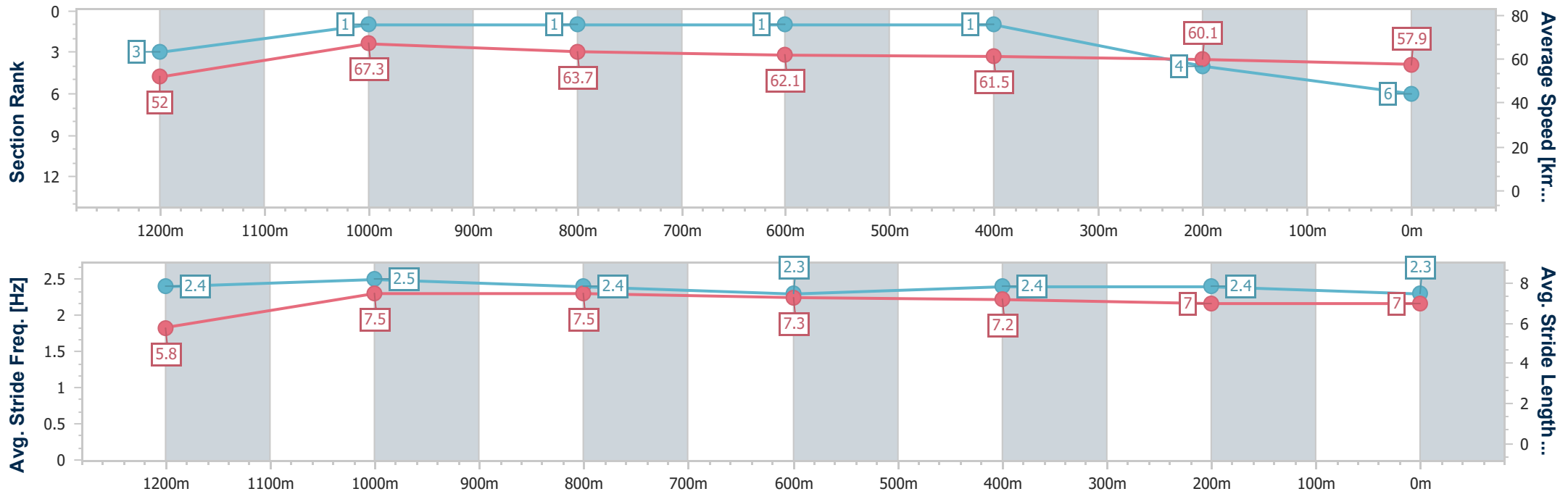
Ipswich QLD Professional
 Race 8: GRAND CATTLE FUND RATINGS BAND 0 - 62
 Handicap - 1350m



29 December 2023 - 17:00

Track Rating: Soft 5, Weather: Fine, Rail Position: +10m 1600-1200

Section	Overall	1200m	1000m	800m	600m	400m	200m
Section Times	1:19.76 [6] (0:10.41)	1:09.35 [3] (0:10.66)	0:58.69 [1] (0:11.28)	0:47.41 [1] (0:11.46)	0:35.95 [1] (0:11.63)	0:24.32 [1] (0:11.88)	0:12.44 [4] (0:12.44)
Average Speed [km/h]	52.0	67.3	63.7	62.1	61.5	60.1	57.9
Top Speed [km/h]	66.9	68.3	65.2	62.6	62.0	61.2	59.6
Avg. Dist. to Rail [m]	0.9	0.8	1.4	2.1	2.2	1.5	1.6
Avg. Stride Freq. [Hz]	2.4	2.5	2.4	2.3	2.4	2.4	2.3
Avg. Stride Length [m]	5.8	7.5	7.5	7.3	7.2	7.0	7.0



- [] Ranking at each section and finish
- .-.- No data available at this section
- NA No data available



Horse/Jockey Name	Takunai
Final Rank	7
Fastest Section Time (Section)	0:10.85 (Overall)
Top Speed [km/h] (Section)	67.1 (1200m)
Race State	Finished



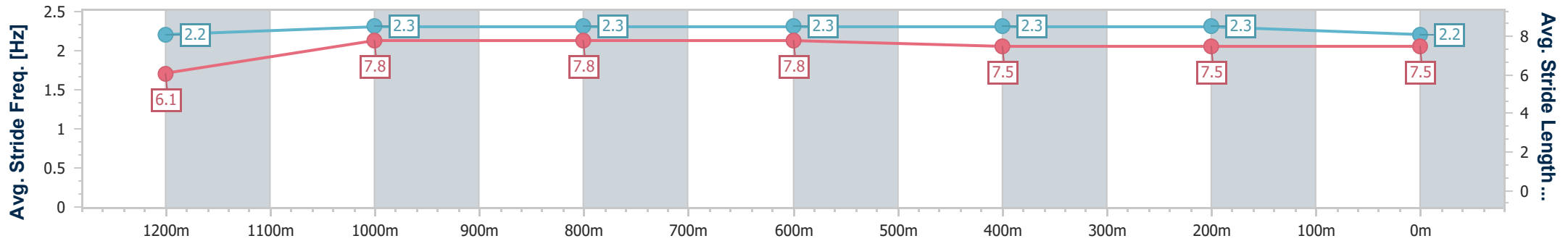
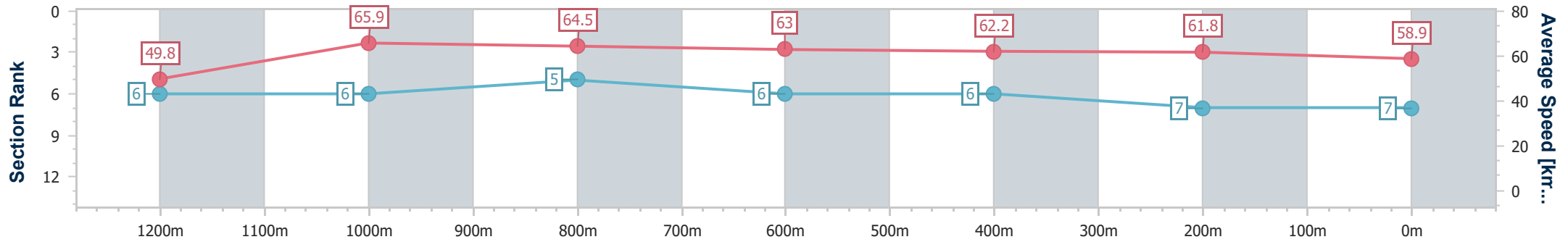
Ipswich QLD Professional
 Race 8: GRAND CATTLE FUND RATINGS BAND 0 - 62
 Handicap - 1350m



29 December 2023 - 17:00

Track Rating: Soft 5, Weather: Fine, Rail Position: +10m 1600-1200

Section	Overall	1200m	1000m	800m	600m	400m	200m
Section Times	1:19.99 [7] (0:10.85)	1:09.14 [6] (0:10.92)	0:58.22 [6] (0:11.19)	0:47.03 [5] (0:11.49)	0:35.54 [6] (0:11.59)	0:23.95 [6] (0:11.75)	0:12.20 [7] (0:12.20)
Average Speed [km/h]	49.8	65.9	64.5	63.0	62.2	61.8	58.9
Top Speed [km/h]	63.5	67.1	66.7	63.7	63.3	62.0	60.6
Avg. Dist. to Rail [m]	3.6	2.0	1.3	0.6	0.8	2.4	2.2
Avg. Stride Freq. [Hz]	2.2	2.3	2.3	2.3	2.3	2.3	2.2
Avg. Stride Length [m]	6.1	7.8	7.8	7.8	7.5	7.5	7.5



- [] Ranking at each section and finish
- .-.-.- No data available at this section
- NA No data available



Horse/Jockey Name	Sir Piccolo
Final Rank	8
Fastest Section Time (Section)	0:10.93 (Overall)
Top Speed [km/h] (Section)	66.3 (1200m)
Race State	Finished



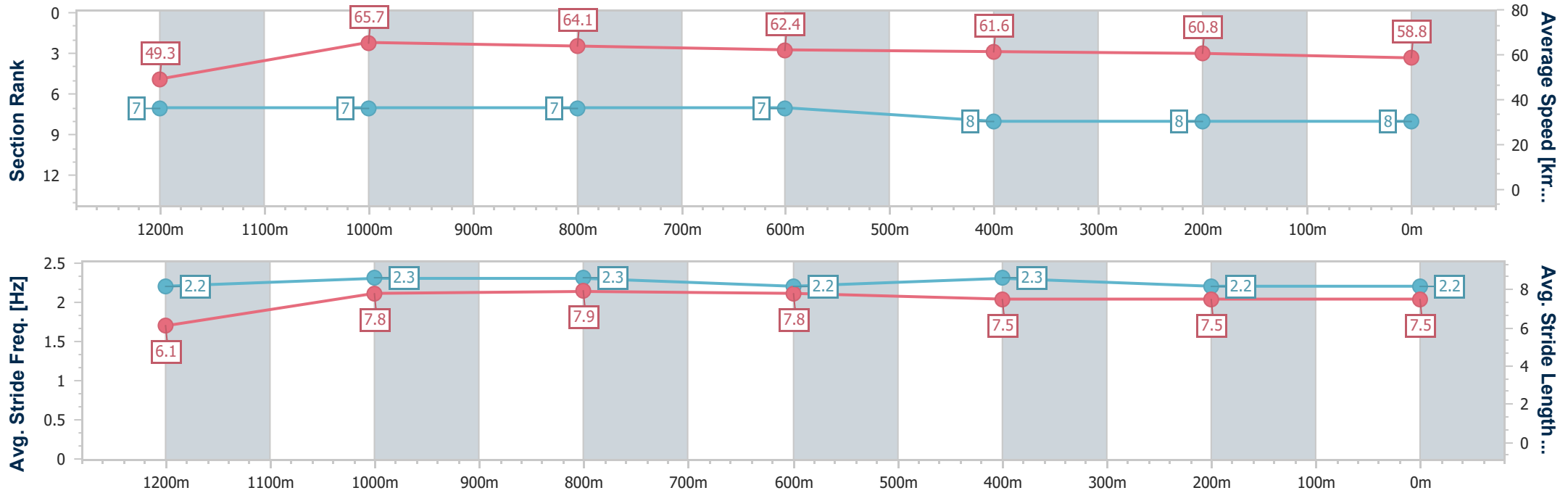
Ipswich QLD Professional
 Race 8: GRAND CATTLE FUND RATINGS BAND 0 - 62
 Handicap - 1350m



29 December 2023 - 17:00

Track Rating: Soft 5, Weather: Fine, Rail Position: +10m 1600-1200

Section	Overall	1200m	1000m	800m	600m	400m	200m
Section Times	1:20.22 [8] (0:10.93)	1:09.29 [7] (0:10.94)	0:58.35 [7] (0:11.19)	0:47.16 [7] (0:11.50)	0:35.66 [7] (0:11.61)	0:24.05 [8] (0:11.82)	0:12.23 [8] (0:12.23)
Average Speed [km/h]	49.3	65.7	64.1	62.4	61.6	60.8	58.8
Top Speed [km/h]	63.0	66.3	65.6	63.0	62.0	61.6	60.5
Avg. Dist. to Rail [m]	1.5	0.4	0.7	1.6	1.6	1.3	1.1
Avg. Stride Freq. [Hz]	2.2	2.3	2.3	2.2	2.3	2.2	2.2
Avg. Stride Length [m]	6.1	7.8	7.9	7.8	7.5	7.5	7.5



- [] Ranking at each section and finish
- .-.- No data available at this section
- NA No data available



Horse/Jockey Name	Who Invited Her
Final Rank	9
Fastest Section Time (Section)	0:10.97 (Overall)
Top Speed [km/h] (Section)	64.5 (1000m)
Race State	Finished



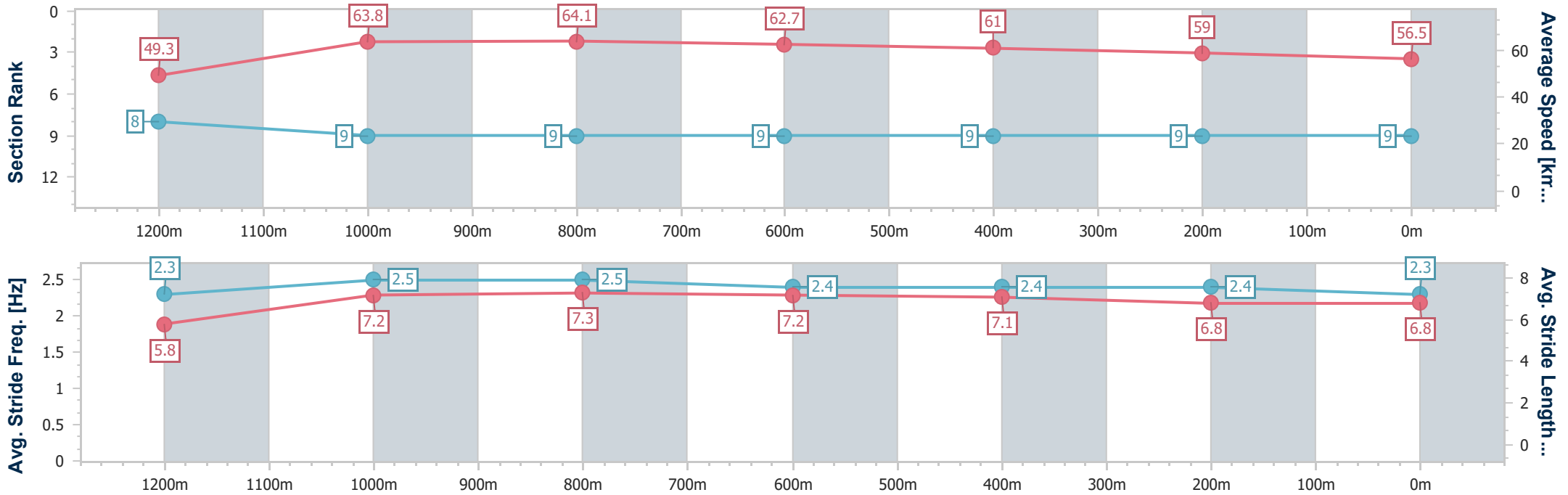
Ipswich QLD Professional
 Race 8: GRAND CATTLE FUND RATINGS BAND 0 - 62
 Handicap - 1350m



29 December 2023 - 17:00

Track Rating: Soft 5, Weather: Fine, Rail Position: +10m 1600-1200

Section	Overall	1200m	1000m	800m	600m	400m	200m
Section Times	1:21.52 [9] (0:10.97)	1:10.55 [8] (0:11.30)	0:59.25 [9] (0:11.22)	0:48.03 [9] (0:11.41)	0:36.62 [9] (0:11.73)	0:24.89 [9] (0:12.12)	0:12.77 [9] (0:12.77)
Average Speed [km/h]	49.3	63.8	64.1	62.7	61.0	59.0	56.5
Top Speed [km/h]	63.0	64.5	64.5	63.4	62.4	59.5	59.7
Avg. Dist. to Rail [m]	5.5	2.3	0.7	1.3	1.7	0.9	0.4
Avg. Stride Freq. [Hz]	2.3	2.5	2.5	2.4	2.4	2.4	2.3
Avg. Stride Length [m]	5.8	7.2	7.3	7.2	7.1	6.8	6.8



- [] Ranking at each section and finish
- .-.- No data available at this section
- NA No data available