

Track Rating: Soft 5, Weather: Fine, Rail Position: +10m 1600-1200

Section	Field Times	Overall	1600m	1400m	1200m	1000m	800m	600m	Last 600m				
		1:42.63 (0:09.22)	1:33.41 (0:11.14)	1:22.27 (0:11.29)	1:10.98 (0:11.94)	0:59.04 (0:12.19)	0:46.85 (0:12.11)	0:34.74 (0:11.56)	0:34.74				
Rank	TAB Horse/Jockey	Barrier	Top Speed [km/h]	Fastest Section	Overall	1600m	1400m	1200m	1000m	800m	600m	Last 600m	Distance Travelled [m]
1	3 <b>WHY WE DRINK</b> Ben Thompson	9	65.4 1600m	0:09.32 Overall	1:42.63 [1] (0:09.32)	1:33.31 [2] (0:11.27)	1:22.04 [3] (0:11.53)	1:10.51 [3] (0:11.97)	0:58.54 [3] (0:12.18)	0:46.36 [3] (0:11.88)	0:34.48 [3] (0:11.39)	0:34.48	
2	2 <b>THE CATCH</b> Damien Thornton	1	64.2 400m	0:09.40 Overall	1:42.76 [2] (0:09.40)	1:33.36 [5] (0:11.47)	1:21.89 [5] (0:11.65)	1:10.24 [5] (0:11.90)	0:58.34 [4] (0:12.02)	0:46.32 [4] (0:11.86)	0:34.46 [5] (0:11.47)	0:34.46	-4
3	7 <b>STAR SEEKER</b> Rikki Jamieson	8	65.2 1600m	0:09.39 Overall	1:43.56 [3] (0:09.39)	1:34.17 [4] (0:11.16)	1:23.01 [2] (0:11.31)	1:11.70 [2] (0:11.89)	0:59.81 [2] (0:12.22)	0:47.59 [2] (0:12.00)	0:35.59 [2] (0:11.62)	0:35.59	+3
4	4 <b>ORIGINAL GLAZE</b> Georgina Cartwright	7	65.1 1600m	0:09.22 Overall	1:43.60 [4] (0:09.22)	1:34.38 [1] (0:11.14)	1:23.24 [1] (0:11.29)	1:11.95 [1] (0:11.94)	1:00.01 [1] (0:12.19)	0:47.82 [1] (0:12.11)	0:35.71 [1] (0:11.56)	0:35.71	-5
5	8 <b>MOTELL</b> Robbie Dolan	4	64.4 600m	0:09.69 Overall	1:43.63 [5] (0:09.69)	1:33.94 [7] (0:11.71)	1:22.23 [7] (0:11.65)	1:10.58 [8] (0:11.89)	0:58.69 [8] (0:12.00)	0:46.69 [8] (0:11.69)	0:35.00 [7] (0:11.42)	0:35.00	+1
6	5 <b>SHEZADANDI</b> Mark Du Plessis	2	64.1 1400m	0:09.54 Overall	1:43.84 [6] (0:09.54)	1:34.30 [6] (0:11.61)	1:22.69 [6] (0:11.61)	1:11.08 [6] (0:11.96)	0:59.12 [6] (0:12.11)	0:47.01 [6] (0:11.78)	0:35.23 [6] (0:11.52)	0:35.23	-1
7	1 <b>TAVIS TOWN</b> Samantha Collett	5	64.7 1600m	0:09.39 Overall	1:43.88 [7] (0:09.39)	1:34.49 [3] (0:11.38)	1:23.11 [4] (0:11.65)	1:11.46 [4] (0:12.01)	0:59.45 [5] (0:12.08)	0:47.37 [5] (0:11.78)	0:35.59 [4] (0:11.56)	0:35.59	+1
8	9 <b>DELAYED LAUNCH</b> Luke Tarrant	6	63.8 1400m	0:09.93 Overall	1:44.93 [8] (0:09.93)	1:35.00 [8] (0:11.59)	1:23.41 [8] (0:11.51)	1:11.90 [7] (0:11.83)	1:00.07 [7] (0:11.98)	0:48.09 [7] (0:11.85)	0:36.24 [8] (0:11.71)	0:36.24	-5

Scratched: Expectant (#6)



# Ipswich QLD Professional

## Race 4: JAN 6 BUNDAMBA BEACH PARTY Class 5 Handicap - 1710m

29 December 2023 - 14:22



Track Rating: Soft 5, Weather: Fine, Rail Position: +10m 1600-1200

Section							400m	200m			Last 600m
Field Times							0:23.18 (0:11.47)	0:11.71 (0:11.71)			0:34.74
Rank	TAB	Horse/Jockey	Barrier	Top Speed [km/h]	Fastest Section			Margin			Distance Travelled [m]
1	3	<b>WHY WE DRINK</b> Ben Thompson	9	65.4 1600m	0:09.32 Overall	0:23.09 [2] (0:11.38)	0:11.71 [1] (0:11.71)	1:42.63			0:34.48
2	2	<b>THE CATCH</b> Damien Thornton	1	64.2 400m	0:09.40 Overall	0:22.99 [4] (0:11.36)	0:11.63 [2] (0:11.63)	0.8L			0:34.46 -4
3	7	<b>STAR SEEKER</b> Rikki Jamieson	8	65.2 1600m	0:09.39 Overall	0:23.97 [3] (0:11.80)	0:12.17 [4] (0:12.17)	5.3L			0:35.59 +3
4	4	<b>ORIGINAL GLAZE</b> Georgina Cartwright	7	65.1 1600m	0:09.22 Overall	0:24.15 [1] (0:11.69)	0:12.46 [3] (0:12.46)	5.5L			0:35.71 -5
5	8	<b>MOTELL</b> Robbie Dolan	4	64.4 600m	0:09.69 Overall	0:23.58 [6] (0:11.50)	0:12.08 [5] (0:12.08)	5.7L			0:35.00 +1
6	5	<b>SHEZADANDI</b> Mark Du Plessis	2	64.1 1400m	0:09.54 Overall	0:23.71 [7] (0:11.64)	0:12.07 [7] (0:12.07)	6.7L			0:35.23 -1
7	1	<b>TAVIS TOWN</b> Samantha Collett	5	64.7 1600m	0:09.39 Overall	0:24.03 [5] (0:11.88)	0:12.15 [6] (0:12.15)	6.9L			0:35.59 +1
8	9	<b>DELAYED LAUNCH</b> Luke Tarrant	6	63.8 1400m	0:09.93 Overall	0:24.53 [8] (0:11.99)	0:12.54 [8] (0:12.54)	12.9L			0:36.24 -5

Scratched: Expectant (#6)

[ ] Ranking at each section and finish  
 -:-:- No data available at this section  
 NA No data available

SCN Saddle cloth number  
 DNF Did not finish  
 DNT Did not track



Horse/Jockey Name	Why We Drink
Final Rank	1
Fastest Section Time (Section)	0:09.32 (Overall)
Top Speed [km/h] (Section)	65.4 (1600m)
Race State	Finished



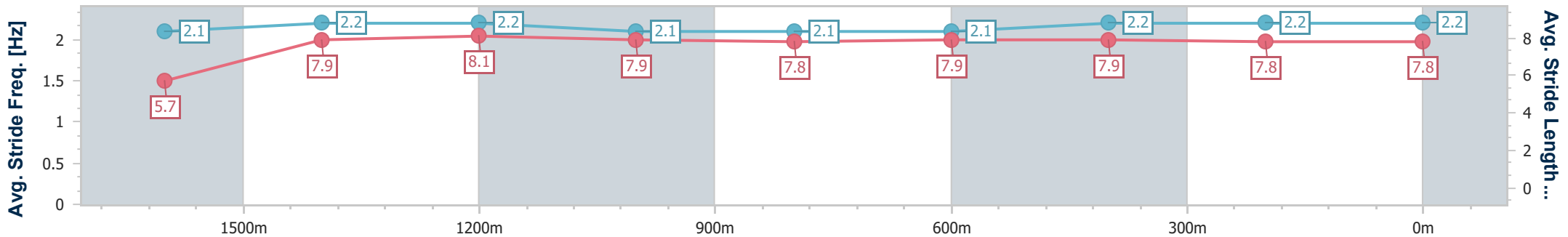
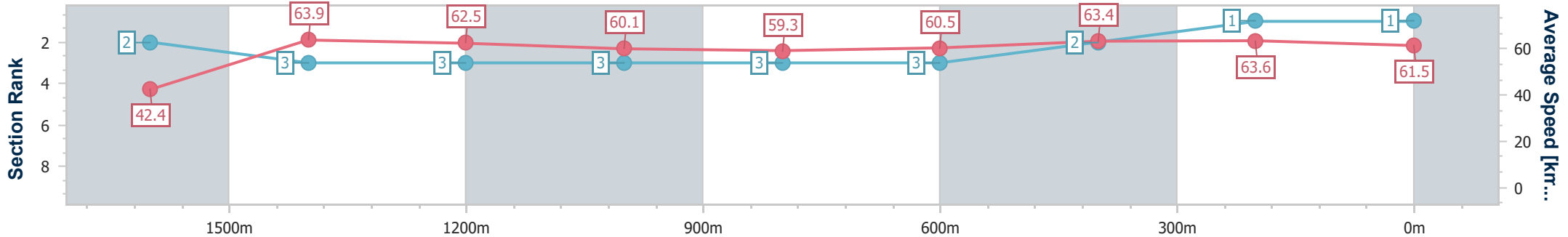
Ipswich QLD Professional  
 Race 4: JAN 6 BUNDAMBA BEACH PARTY Class 5 Handicap - 1710m



29 December 2023 - 14:22

Track Rating: Soft 5, Weather: Fine, Rail Position: +10m 1600-1200

Section	Overall	1600m	1400m	1200m	1000m	800m	600m	400m	200m
Section Times	1:42.63 [1] (0:09.32)	1:33.31 [2] (0:11.27)	1:22.04 [3] (0:11.53)	1:10.51 [3] (0:11.97)	0:58.54 [3] (0:12.18)	0:46.36 [3] (0:11.88)	0:34.48 [3] (0:11.39)	0:23.09 [2] (0:11.38)	0:11.71 [1] (0:11.71)
Average Speed [km/h]	42.4	63.9	62.5	60.1	59.3	60.5	63.4	63.6	61.5
Top Speed [km/h]	62.1	65.4	63.6	61.5	60.2	62.7	64.1	64.6	62.9
Avg. Dist. to Rail [m]	6.6	1.6	0.4	0.2	0.6	0.2	0.6	1.3	0.8
Avg. Stride Freq. [Hz]	2.1	2.2	2.2	2.1	2.1	2.1	2.2	2.2	2.2
Avg. Stride Length [m]	5.7	7.9	8.1	7.9	7.8	7.9	7.9	7.8	7.8



- [ ] Ranking at each section and finish
- .-.- No data available at this section
- NA No data available



Horse/Jockey Name	The Catch
Final Rank	2
Fastest Section Time (Section)	0:09.40 (Overall)
Top Speed [km/h] (Section)	64.2 (400m)
Race State	Finished



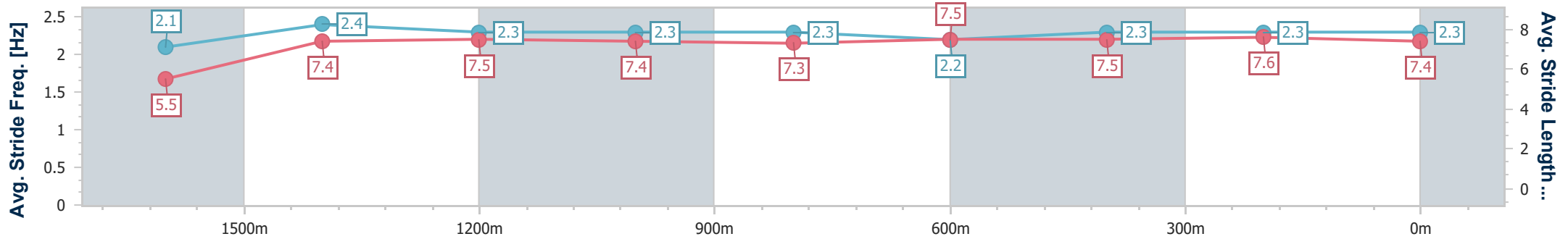
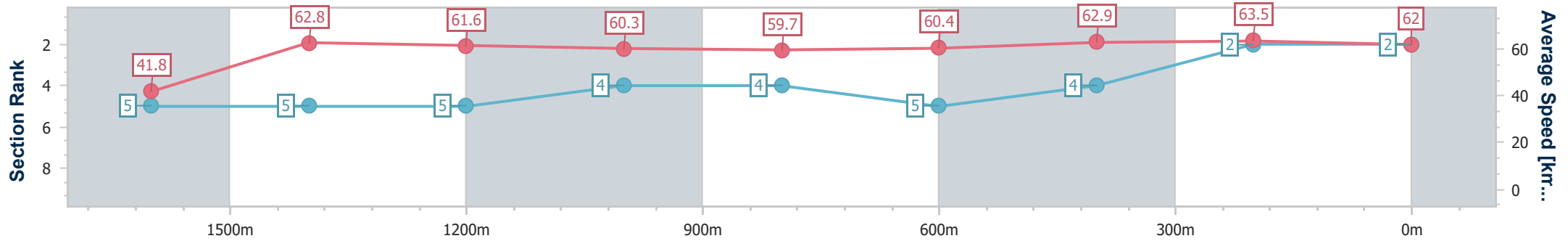
Ipswich QLD Professional  
 Race 4: JAN 6 BUNDAMBA BEACH PARTY Class 5 Handicap - 1710m



29 December 2023 - 14:22

Track Rating: Soft 5, Weather: Fine, Rail Position: +10m 1600-1200

Section	Overall	1600m	1400m	1200m	1000m	800m	600m	400m	200m
Section Times	1:42.76 [2] (0:09.40)	1:33.36 [5] (0:11.47)	1:21.89 [5] (0:11.65)	1:10.24 [5] (0:11.90)	0:58.34 [4] (0:12.02)	0:46.32 [4] (0:11.86)	0:34.46 [5] (0:11.47)	0:22.99 [4] (0:11.36)	0:11.63 [2] (0:11.63)
Average Speed [km/h]	41.8	62.8	61.6	60.3	59.7	60.4	62.9	63.5	62.0
Top Speed [km/h]	60.1	63.5	62.4	61.5	60.3	61.7	63.3	64.2	64.1
Avg. Dist. to Rail [m]	1.0	1.3	1.2	0.7	0.4	0.9	0.7	1.2	2.4
Avg. Stride Freq. [Hz]	2.1	2.4	2.3	2.3	2.3	2.2	2.3	2.3	2.3
Avg. Stride Length [m]	5.5	7.4	7.5	7.4	7.3	7.5	7.5	7.6	7.4



- [ ] Ranking at each section and finish
- .-.- No data available at this section
- NA No data available



Horse/Jockey Name	Star Seeker
Final Rank	3
Fastest Section Time (Section)	0:09.39 (Overall)
Top Speed [km/h] (Section)	65.2 (1600m)
Race State	Finished



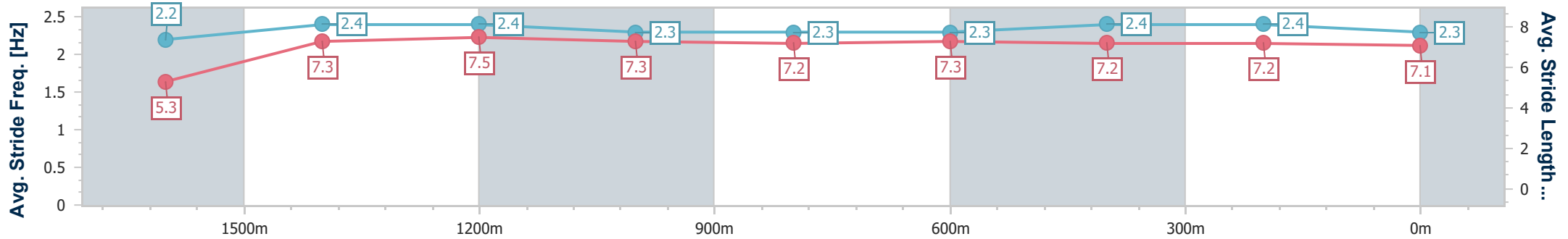
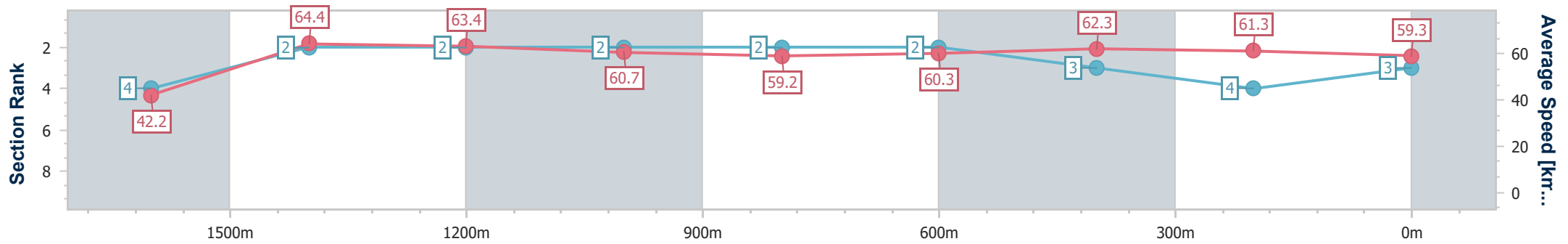
Ipswich QLD Professional  
 Race 4: JAN 6 BUNDAMBA BEACH PARTY Class 5 Handicap - 1710m



29 December 2023 - 14:22

Track Rating: Soft 5, Weather: Fine, Rail Position: +10m 1600-1200

Section	Overall	1600m	1400m	1200m	1000m	800m	600m	400m	200m
Section Times	1:43.56 [3] (0:09.39)	1:34.17 [4] (0:11.16)	1:23.01 [2] (0:11.31)	1:11.70 [2] (0:11.89)	0:59.81 [2] (0:12.22)	0:47.59 [2] (0:12.00)	0:35.59 [2] (0:11.62)	0:23.97 [3] (0:11.80)	0:12.17 [4] (0:12.17)
Average Speed [km/h]	42.2	64.4	63.4	60.7	59.2	60.3	62.3	61.3	59.3
Top Speed [km/h]	64.0	65.2	64.4	61.9	60.2	61.3	64.3	62.4	61.2
Avg. Dist. to Rail [m]	5.0	1.4	0.9	0.6	1.5	1.1	2.3	1.0	0.7
Avg. Stride Freq. [Hz]	2.2	2.4	2.4	2.3	2.3	2.3	2.4	2.4	2.3
Avg. Stride Length [m]	5.3	7.3	7.5	7.3	7.2	7.3	7.2	7.2	7.1



- [ ] Ranking at each section and finish
- .-.- No data available at this section
- NA No data available



Horse/Jockey Name	Original Glaze
Final Rank	4
Fastest Section Time (Section)	0:09.22 (Overall)
Top Speed [km/h] (Section)	65.1 (1600m)
Race State	Finished



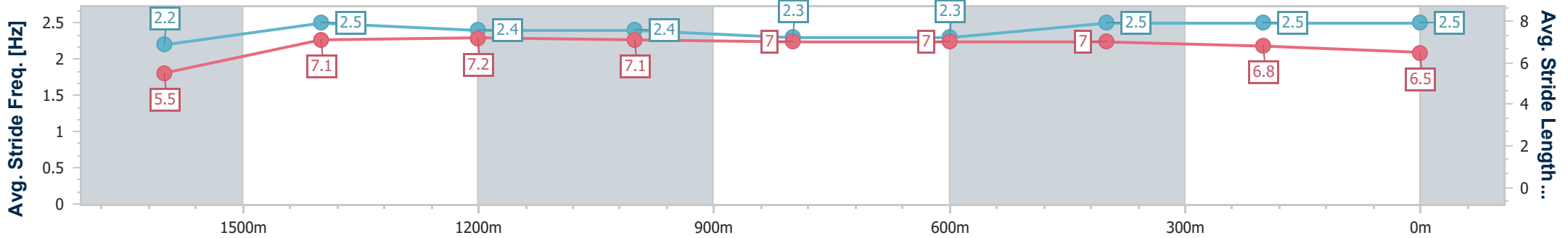
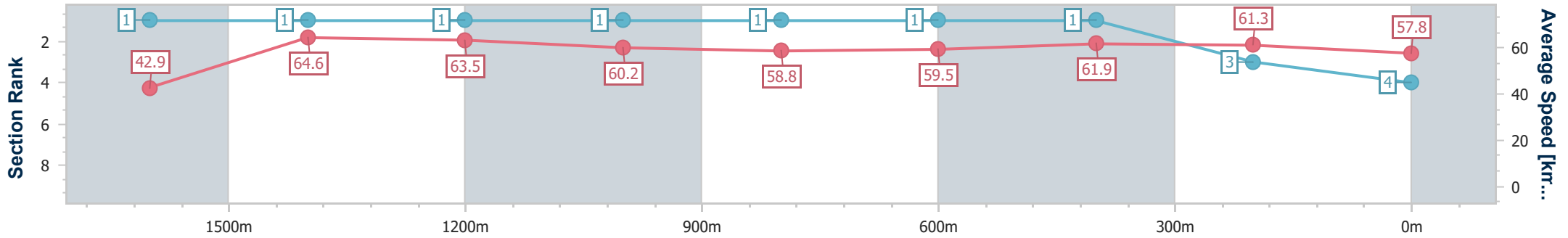
Ipswich QLD Professional  
 Race 4: JAN 6 BUNDAMBA BEACH PARTY Class 5 Handicap - 1710m



29 December 2023 - 14:22

Track Rating: Soft 5, Weather: Fine, Rail Position: +10m 1600-1200

Section	Overall	1600m	1400m	1200m	1000m	800m	600m	400m	200m
Section Times	1:43.60 [4] (0:09.22)	1:34.38 [1] (0:11.14)	1:23.24 [1] (0:11.29)	1:11.95 [1] (0:11.94)	1:00.01 [1] (0:12.19)	0:47.82 [1] (0:12.11)	0:35.71 [1] (0:11.56)	0:24.15 [1] (0:11.69)	0:12.46 [3] (0:12.46)
Average Speed [km/h]	42.9	64.6	63.5	60.2	58.8	59.5	61.9	61.3	57.8
Top Speed [km/h]	63.6	65.1	64.6	61.9	59.9	60.9	62.7	62.0	60.3
Avg. Dist. to Rail [m]	4.8	2.1	1.5	0.4	0.3	1.1	1.4	1.3	0.9
Avg. Stride Freq. [Hz]	2.2	2.5	2.4	2.4	2.3	2.3	2.5	2.5	2.5
Avg. Stride Length [m]	5.5	7.1	7.2	7.1	7.0	7.0	7.0	6.8	6.5



- [ ] Ranking at each section and finish
- .-.- No data available at this section
- NA No data available



Horse/Jockey Name	Motell
Final Rank	5
Fastest Section Time (Section)	0:09.69 (Overall)
Top Speed [km/h] (Section)	64.4 (600m)
Race State	Finished



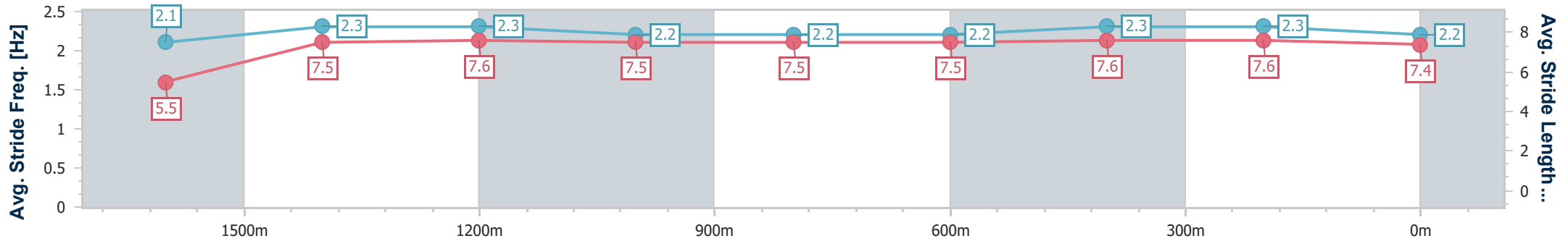
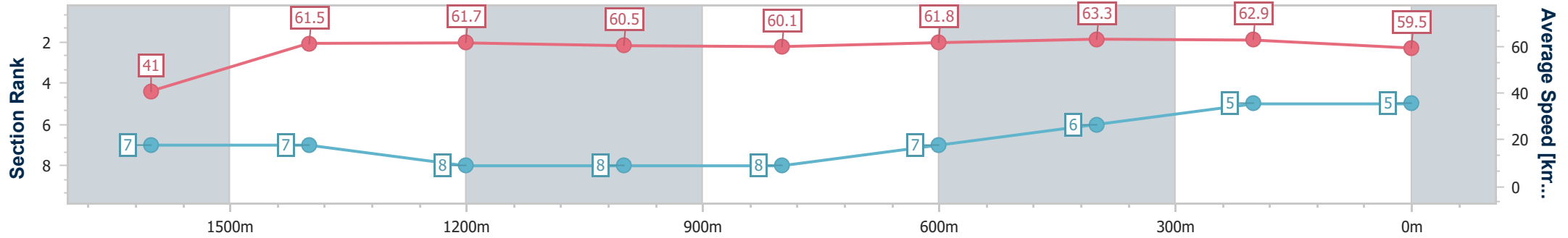
Ipswich QLD Professional  
 Race 4: JAN 6 BUNDAMBA BEACH PARTY Class 5 Handicap - 1710m



29 December 2023 - 14:22

Track Rating: Soft 5, Weather: Fine, Rail Position: +10m 1600-1200

Section	Overall	1600m	1400m	1200m	1000m	800m	600m	400m	200m
Section Times	1:43.63 [5] (0:09.69)	1:33.94 [7] (0:11.71)	1:22.23 [7] (0:11.65)	1:10.58 [8] (0:11.89)	0:58.69 [8] (0:12.00)	0:46.69 [8] (0:11.69)	0:35.00 [7] (0:11.42)	0:23.58 [6] (0:11.50)	0:12.08 [5] (0:12.08)
Average Speed [km/h]	41.0	61.5	61.7	60.5	60.1	61.8	63.3	62.9	59.5
Top Speed [km/h]	59.7	62.2	63.0	61.3	61.1	64.1	64.4	64.1	62.7
Avg. Dist. to Rail [m]	3.5	0.7	0.4	0.2	0.3	0.5	1.6	1.3	2.5
Avg. Stride Freq. [Hz]	2.1	2.3	2.3	2.2	2.2	2.2	2.3	2.3	2.2
Avg. Stride Length [m]	5.5	7.5	7.6	7.5	7.5	7.5	7.6	7.6	7.4



- [ ] Ranking at each section and finish
- .-.- No data available at this section
- NA No data available



Horse/Jockey Name	Shezadandi
Final Rank	6
Fastest Section Time (Section)	0:09.54 (Overall)
Top Speed [km/h] (Section)	64.1 (1400m)
Race State	Finished



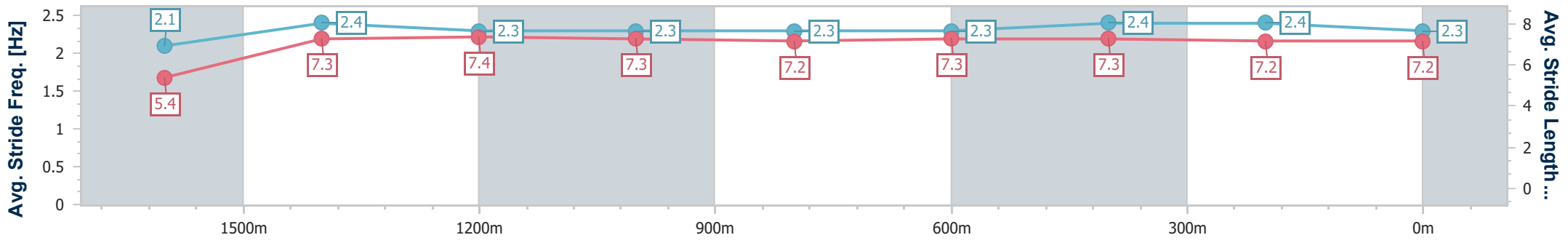
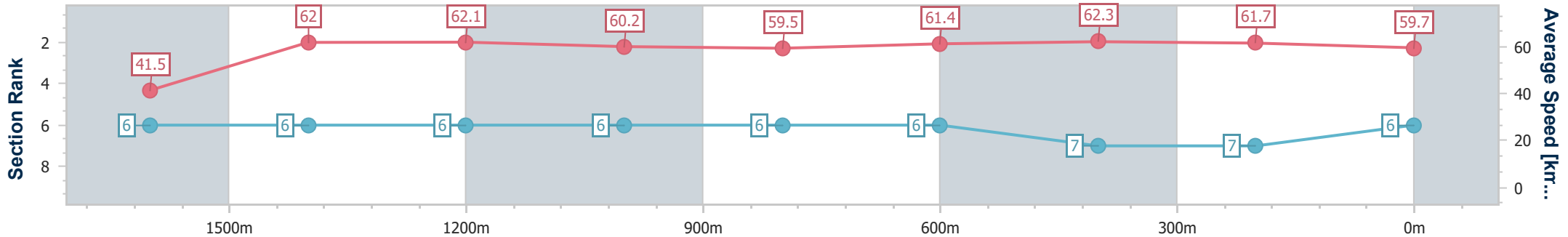
Ipswich QLD Professional  
 Race 4: JAN 6 BUNDAMBA BEACH PARTY Class 5 Handicap - 1710m



29 December 2023 - 14:22

Track Rating: Soft 5, Weather: Fine, Rail Position: +10m 1600-1200

Section	Overall	1600m	1400m	1200m	1000m	800m	600m	400m	200m
Section Times	1:43.84 [6] (0:09.54)	1:34.30 [6] (0:11.61)	1:22.69 [6] (0:11.61)	1:11.08 [6] (0:11.96)	0:59.12 [6] (0:12.11)	0:47.01 [6] (0:11.78)	0:35.23 [6] (0:11.52)	0:23.71 [7] (0:11.64)	0:12.07 [7] (0:12.07)
Average Speed [km/h]	41.5	62.0	62.1	60.2	59.5	61.4	62.3	61.7	59.7
Top Speed [km/h]	60.2	63.6	64.1	61.3	60.1	63.0	63.1	63.7	60.7
Avg. Dist. to Rail [m]	1.9	0.4	0.4	0.3	0.6	0.5	0.7	0.6	0.9
Avg. Stride Freq. [Hz]	2.1	2.4	2.3	2.3	2.3	2.3	2.4	2.4	2.3
Avg. Stride Length [m]	5.4	7.3	7.4	7.3	7.2	7.3	7.3	7.2	7.2



- [ ] Ranking at each section and finish
- .-.- No data available at this section
- NA No data available





Horse/Jockey Name	Tavis Town
Final Rank	7
Fastest Section Time (Section)	0:09.39 (Overall)
Top Speed [km/h] (Section)	64.7 (1600m)
Race State	Finished



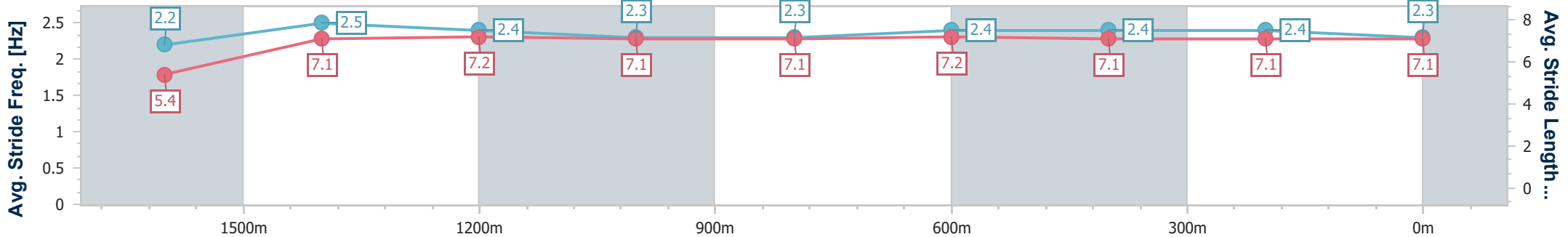
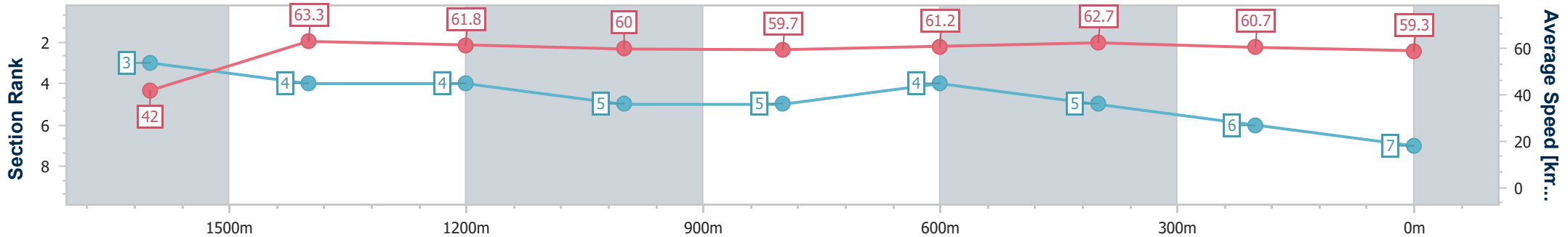
Ipswich QLD Professional  
 Race 4: JAN 6 BUNDAMBA BEACH PARTY Class 5 Handicap - 1710m



29 December 2023 - 14:22

Track Rating: Soft 5, Weather: Fine, Rail Position: +10m 1600-1200

Section	Overall	1600m	1400m	1200m	1000m	800m	600m	400m	200m
Section Times	1:43.88 [7] (0:09.39)	1:34.49 [3] (0:11.38)	1:23.11 [4] (0:11.65)	1:11.46 [4] (0:12.01)	0:59.45 [5] (0:12.08)	0:47.37 [5] (0:11.78)	0:35.59 [4] (0:11.56)	0:24.03 [5] (0:11.88)	0:12.15 [6] (0:12.15)
Average Speed [km/h]	42.0	63.3	61.8	60.0	59.7	61.2	62.7	60.7	59.3
Top Speed [km/h]	61.0	64.7	63.7	61.7	60.3	62.8	63.0	61.5	60.3
Avg. Dist. to Rail [m]	3.4	0.6	0.1	0.4	0.4	0.8	1.0	1.6	2.8
Avg. Stride Freq. [Hz]	2.2	2.5	2.4	2.3	2.3	2.4	2.4	2.4	2.3
Avg. Stride Length [m]	5.4	7.1	7.2	7.1	7.1	7.2	7.1	7.1	7.1



- [ ] Ranking at each section and finish
- .-.- No data available at this section
- NA No data available



Horse/Jockey Name	Delayed Launch
Final Rank	8
Fastest Section Time (Section)	0:09.93 (Overall)
Top Speed [km/h] (Section)	63.8 (1400m)
Race State	Finished



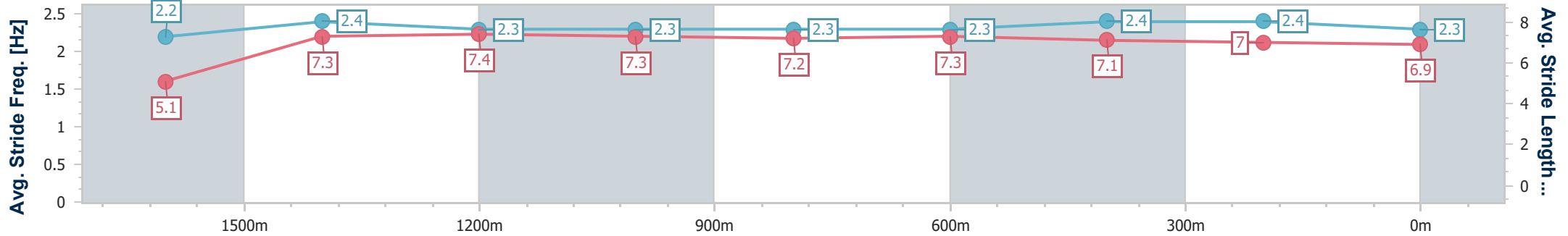
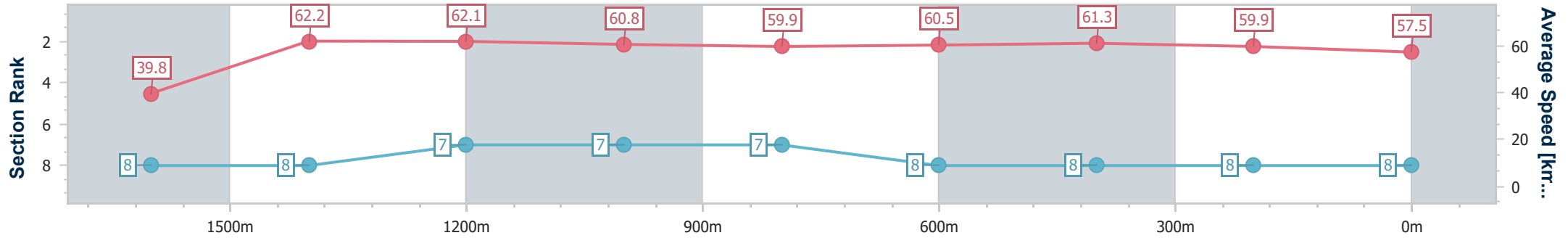
Ipswich QLD Professional  
 Race 4: JAN 6 BUNDAMBA BEACH PARTY Class 5 Handicap - 1710m



29 December 2023 - 14:22

Track Rating: Soft 5, Weather: Fine, Rail Position: +10m 1600-1200

Section	Overall	1600m	1400m	1200m	1000m	800m	600m	400m	200m
Section Times	1:44.93 [8] (0:09.93)	1:35.00 [8] (0:11.59)	1:23.41 [8] (0:11.51)	1:11.90 [7] (0:11.83)	1:00.07 [7] (0:11.98)	0:48.09 [7] (0:11.85)	0:36.24 [8] (0:11.71)	0:24.53 [8] (0:11.99)	0:12.54 [8] (0:12.54)
Average Speed [km/h]	39.8	62.2	62.1	60.8	59.9	60.5	61.3	59.9	57.5
Top Speed [km/h]	58.4	63.5	63.8	62.0	60.3	61.6	62.3	61.7	59.6
Avg. Dist. to Rail [m]	4.2	1.0	1.5	0.6	0.4	0.9	0.7	0.7	0.6
Avg. Stride Freq. [Hz]	2.2	2.4	2.3	2.3	2.3	2.3	2.4	2.4	2.3
Avg. Stride Length [m]	5.1	7.3	7.4	7.3	7.2	7.3	7.1	7.0	6.9



- [ ] Ranking at each section and finish
- .-.- No data available at this section
- NA No data available