



# Eagle Farm QLD Professional

## Race 3: Aquis the Home of 2YO Speed Maiden Handicap - 1846m

27 December 2023 - 14:47



BRISBANE  
RACING CLUB

Track Rating: Soft 5, Weather: Overcast, Rail Position: +9m Entire

| Section     |                      |   |                      |                      |                      |                           |                           |                           |                           |                           |                           |                           |                        |     |
|-------------|----------------------|---|----------------------|----------------------|----------------------|---------------------------|---------------------------|---------------------------|---------------------------|---------------------------|---------------------------|---------------------------|------------------------|-----|
| Field Times | Overall              | 1600m                                   | 1400m                | 1200m                | 1000m                | 800m                      | 600m                      | Last 600m                 |                           |                           |                           |                           |                        |     |
|             | 1:54.84<br>(0:17.06) | 1:37.78<br>(0:12.33)                    | 1:25.45<br>(0:12.23) | 1:13.22<br>(0:12.09) | 1:01.13<br>(0:12.64) | 0:48.49<br>(0:12.72)      | 0:35.77<br>(0:11.95)      | 0:35.77                   |                           |                           |                           |                           |                        |     |
| Rank        | TAB                  | Horse/Jockey                            | Barrier              | Top Speed [km/h]     | Fastest Section      |                           |                           |                           |                           |                           |                           |                           | Distance Travelled [m] |     |
| 1           | 11                   | DELORME<br>Robbie Dolan                 | 4                    | 63.7<br>400m         | 0:11.44<br>400m      | 1:54.84 [1]<br>(0:17.42)  | 1:37.42 [4]<br>(0:12.21)  | 1:25.21 [5]<br>(0:12.40)  | 1:12.81 [6]<br>(0:12.38)  | 1:00.43 [6]<br>(0:12.71)  | 0:47.72 [6]<br>(0:12.43)  | 0:35.29 [6]<br>(0:11.86)  | 0:35.29                |     |
| 2           | 1                    | TARANAKI<br>James Orman                 | 6                    | 65.5<br>400m         | 0:11.34<br>400m      | 1:54.85 [2]<br>(0:17.78)  | 1:37.07 [8]<br>(0:12.33)  | 1:24.74 [8]<br>(0:12.49)  | 1:12.25 [8]<br>(0:12.45)  | 0:59.80 [8]<br>(0:12.55)  | 0:47.25 [8]<br>(0:12.11)  | 0:35.14 [8]<br>(0:11.80)  | 0:35.14                | -9  |
| 3           | 8                    | JAM PACKED<br>Anthony Allen             | 11                   | 65.9<br>400m         | 0:11.32<br>400m      | 1:55.33 [3]<br>(0:18.03)  | 1:37.30 [10]<br>(0:12.27) | 1:25.03 [10]<br>(0:12.66) | 1:12.37 [10]<br>(0:12.18) | 1:00.19 [10]<br>(0:12.55) | 0:47.64 [10]<br>(0:12.30) | 0:35.34 [10]<br>(0:11.70) | 0:35.34                | -3  |
| 4           | 9                    | MISS BRITTANY<br>Mark Du Plessis        | 9                    | 66.7<br>400m         | 0:11.37<br>400m      | 1:55.58 [4]<br>(0:17.91)  | 1:37.67 [9]<br>(0:12.31)  | 1:25.36 [9]<br>(0:12.47)  | 1:12.89 [9]<br>(0:12.45)  | 1:00.44 [9]<br>(0:12.54)  | 0:47.90 [9]<br>(0:12.23)  | 0:35.67 [9]<br>(0:11.61)  | 0:35.67                | +0  |
| 5           | 6                    | BRING THE CHAMPERS<br>Wanderson D'Avila | 1                    | 61.9<br>600m         | 0:11.81<br>400m      | 1:55.59 [5]<br>(0:17.43)  | 1:38.16 [5]<br>(0:12.15)  | 1:26.01 [4]<br>(0:12.24)  | 1:13.77 [3]<br>(0:12.32)  | 1:01.45 [4]<br>(0:12.71)  | 0:48.74 [4]<br>(0:12.28)  | 0:36.46 [2]<br>(0:11.90)  | 0:36.46                | -15 |
| 6           | 2                    | ELROY<br>Taylor Marshall                | 10                   | 63.6<br>400m         | 0:11.67<br>400m      | 1:55.72 [6]<br>(0:17.36)  | 1:38.36 [3]<br>(0:12.06)  | 1:26.30 [2]<br>(0:12.29)  | 1:14.01 [2]<br>(0:12.42)  | 1:01.59 [3]<br>(0:12.55)  | 0:49.04 [3]<br>(0:12.64)  | 0:36.40 [4]<br>(0:11.88)  | 0:36.40                | +0  |
| 7           | 13                   | FIT AND PROPER<br>Casey Waddell         | 5                    | 63.4<br>400m         | 0:11.68<br>400m      | 1:55.75 [7]<br>(0:17.06)  | 1:38.69 [1]<br>(0:12.33)  | 1:26.36 [1]<br>(0:12.23)  | 1:14.13 [1]<br>(0:12.38)  | 1:01.75 [2]<br>(0:12.52)  | 0:49.23 [2]<br>(0:12.74)  | 0:36.49 [3]<br>(0:11.92)  | 0:36.49                | -6  |
| 8           | 3                    | AQUA ROSA<br>Marnu Potgieter            | 13                   | 63.6<br>600m         | 0:11.85<br>400m      | 1:56.06 [8]<br>(0:17.51)  | 1:38.55 [6]<br>(0:12.19)  | 1:26.36 [6]<br>(0:12.15)  | 1:14.21 [4]<br>(0:11.86)  | 1:02.35 [1]<br>(0:12.64)  | 0:49.71 [1]<br>(0:12.72)  | 0:36.99 [1]<br>(0:11.95)  | 0:36.99                | +6  |
| 9           | 7                    | CALL ME HILTON<br>Adam Sewell           | 8                    | 63.4<br>600m         | 0:11.85<br>400m      | 1:56.60 [9]<br>(0:17.19)  | 1:39.41 [2]<br>(0:12.27)  | 1:27.14 [3]<br>(0:12.43)  | 1:14.71 [5]<br>(0:12.44)  | 1:02.27 [5]<br>(0:12.69)  | 0:49.58 [5]<br>(0:12.47)  | 0:37.11 [5]<br>(0:11.98)  | 0:37.11                | +4  |
| 10          | 4                    | WHOLELOTTATAPIN<br>Damien Thornton      | 2                    | 62.2<br>400m         | 0:12.05<br>400m      | 1:58.19 [10]<br>(0:17.73) | 1:40.46 [7]<br>(0:12.32)  | 1:28.14 [7]<br>(0:12.33)  | 1:15.81 [7]<br>(0:12.44)  | 1:03.37 [7]<br>(0:12.61)  | 0:50.76 [7]<br>(0:12.25)  | 0:38.51 [7]<br>(0:12.25)  | 0:38.51                | -9  |

Scratched: Switzerland Sun (#10), Beam Me Up (#5), Lady Parvati (#12)



# Eagle Farm QLD Professional

## Race 3: Aquis the Home of 2YO Speed Maiden Handicap - 1846m

27 December 2023 - 14:47



BRISBANE  
RACING CLUB

Track Rating: Soft 5, Weather: Overcast, Rail Position: +9m Entire

| Section     |     |  |         | 400m                 | 200m                 |                           |                           | Last 600m |                        |     |
|-------------|-----|--|---------|----------------------|----------------------|---------------------------|---------------------------|-----------|------------------------|-----|
| Field Times |     |  |         | 0:23.82<br>(0:11.82) | 0:12.00<br>(0:12.00) |                           |                           | 0:35.77   |                        |     |
| Rank        | TAB | Horse/Jockey                                   | Barrier | Top Speed [km/h]     | Fastest Section      | Margin                    |                           |           | Distance Travelled [m] |     |
| 1           | 11  | <b>DELORME</b><br>Robbie Dolan                 | 4       | 63.7<br>400m         | 0:11.44<br>400m      | 0:23.43 [5]<br>(0:11.44)  | 0:11.99 [3]<br>(0:11.99)  | 1:54.84   | 0:35.29                |     |
| 2           | 1   | <b>TARANAKI</b><br>James Orman                 | 6       | 65.5<br>400m         | 0:11.34<br>400m      | 0:23.34 [7]<br>(0:11.34)  | 0:12.00 [2]<br>(0:12.00)  | 0.1L      | 0:35.14                | -9  |
| 3           | 8   | <b>JAM PACKED</b><br>Anthony Allen             | 11      | 65.9<br>400m         | 0:11.32<br>400m      | 0:23.64 [9]<br>(0:11.32)  | 0:12.32 [8]<br>(0:12.32)  | 2.91L     | 0:35.34                | -3  |
| 4           | 9   | <b>MISS BRITTANY</b><br>Mark Du Plessis        | 9       | 66.7<br>400m         | 0:11.37<br>400m      | 0:24.06 [8]<br>(0:11.37)  | 0:12.69 [7]<br>(0:12.69)  | 4.35L     | 0:35.67                | +0  |
| 5           | 6   | <b>BRING THE CHAMPERS</b><br>Wanderson D'Avila | 1       | 61.9<br>600m         | 0:11.81<br>400m      | 0:24.56 [2]<br>(0:11.81)  | 0:12.75 [1]<br>(0:12.75)  | 4.45L     | 0:36.46                | -15 |
| 6           | 2   | <b>ELROY</b><br>Taylor Marshall                | 10      | 63.6<br>400m         | 0:11.67<br>400m      | 0:24.52 [4]<br>(0:11.67)  | 0:12.85 [5]<br>(0:12.85)  | 5.22L     | 0:36.40                | +0  |
| 7           | 13  | <b>FIT AND PROPER</b><br>Casey Waddell         | 5       | 63.4<br>400m         | 0:11.68<br>400m      | 0:24.57 [3]<br>(0:11.68)  | 0:12.89 [4]<br>(0:12.89)  | 5.4L      | 0:36.49                | -6  |
| 8           | 3   | <b>AQUA ROSA</b><br>Marnu Potgieter            | 13      | 63.6<br>600m         | 0:11.85<br>400m      | 0:25.04 [1]<br>(0:11.85)  | 0:13.19 [6]<br>(0:13.19)  | 7.21L     | 0:36.99                | +6  |
| 9           | 7   | <b>CALL ME HILTON</b><br>Adam Sewell           | 8       | 63.4<br>600m         | 0:11.85<br>400m      | 0:25.13 [6]<br>(0:11.85)  | 0:13.28 [9]<br>(0:13.28)  | 10.37L    | 0:37.11                | +4  |
| 10          | 4   | <b>WHOLELOTTATAPIN</b><br>Damien Thornton      | 2       | 62.2<br>400m         | 0:12.05<br>400m      | 0:26.26 [10]<br>(0:12.05) | 0:14.21 [10]<br>(0:14.21) | 19.72L    | 0:38.51                | -9  |

Scratched: Switzerland Sun (#10), Beam Me Up (#5), Lady Parvati (#12)

Report Created: Wed 27 December 2023 15:30 GM (Note: Timing is based on position data)

Page 2/12

[ ] Ranking at each section and finish  
 -:-:- No data available at this section  
 NA No data available

SCN Saddle cloth number  
 DNF Did not finish  
 DNT Did not track

data processed by  **TRIPLESDATA**



|                                |                |
|--------------------------------|----------------|
| Horse/Jockey Name              | Delorme        |
| Final Rank                     | 1              |
| Fastest Section Time (Section) | 0:11.44 (400m) |
| Top Speed [km/h] (Section)     | 63.7 (400m)    |
| Race State                     | Finished       |



Eagle Farm QLD Professional  
Race 3: Aquis the Home of 2YO Speed Maiden Handicap - 1846m

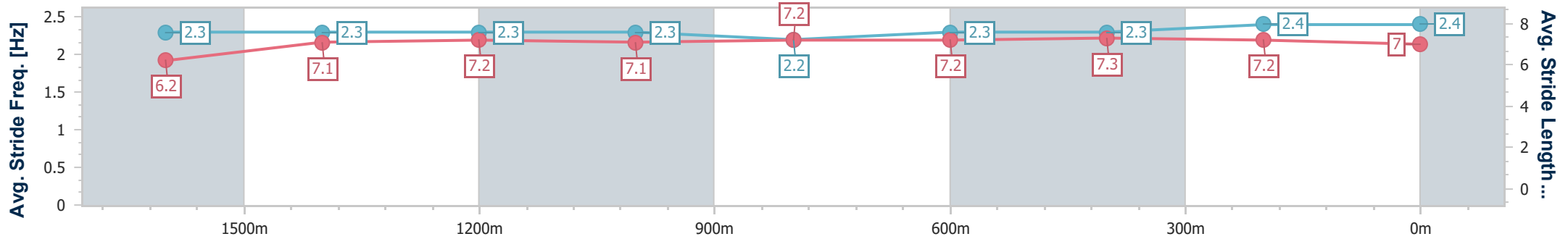
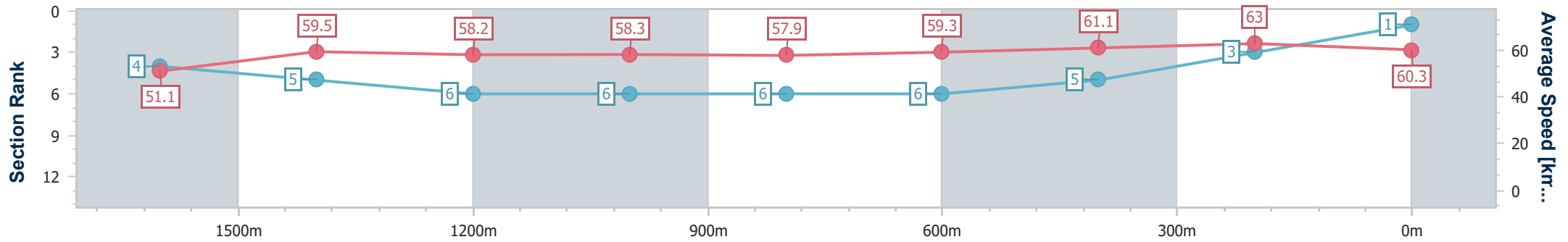
27 December 2023 - 14:47

Track Rating: Soft 5, Weather: Overcast, Rail Position: +9m Entire



BRISBANE RACING CLUB

| Section                | Overall                  | 1600m                    | 1400m                    | 1200m                    | 1000m                    | 800m                     | 600m                     | 400m                     | 200m                     |
|------------------------|--------------------------|--------------------------|--------------------------|--------------------------|--------------------------|--------------------------|--------------------------|--------------------------|--------------------------|
| Section Times          | 1:54.84 [1]<br>(0:17.42) | 1:37.42 [4]<br>(0:12.21) | 1:25.21 [5]<br>(0:12.40) | 1:12.81 [6]<br>(0:12.38) | 1:00.43 [6]<br>(0:12.71) | 0:47.72 [6]<br>(0:12.43) | 0:35.29 [6]<br>(0:11.86) | 0:23.43 [5]<br>(0:11.44) | 0:11.99 [3]<br>(0:11.99) |
| Average Speed [km/h]   | 51.1                     | 59.5                     | 58.2                     | 58.3                     | 57.9                     | 59.3                     | 61.1                     | 63.0                     | 60.3                     |
| Top Speed [km/h]       | 59.3                     | 60.4                     | 59.1                     | 59.4                     | 59.5                     | 60.3                     | 63.1                     | 63.7                     | 62.3                     |
| Avg. Dist. to Rail [m] | 2.4                      | 2.1                      | 3.1                      | 4.1                      | 4.8                      | 5.0                      | 1.7                      | 4.1                      | 3.7                      |
| Avg. Stride Freq. [Hz] | 2.3                      | 2.3                      | 2.3                      | 2.3                      | 2.2                      | 2.3                      | 2.3                      | 2.4                      | 2.4                      |
| Avg. Stride Length [m] | 6.2                      | 7.1                      | 7.2                      | 7.1                      | 7.2                      | 7.2                      | 7.3                      | 7.2                      | 7.0                      |



- [ ] Ranking at each section and finish
- .-.- No data available at this section
- NA No data available



|                                |                |
|--------------------------------|----------------|
| Horse/Jockey Name              | Taranaki       |
| Final Rank                     | 2              |
| Fastest Section Time (Section) | 0:11.34 (400m) |
| Top Speed [km/h] (Section)     | 65.5 (400m)    |
| Race State                     | Finished       |



Eagle Farm QLD Professional  
Race 3: Aquis the Home of 2YO Speed Maiden Handicap - 1846m

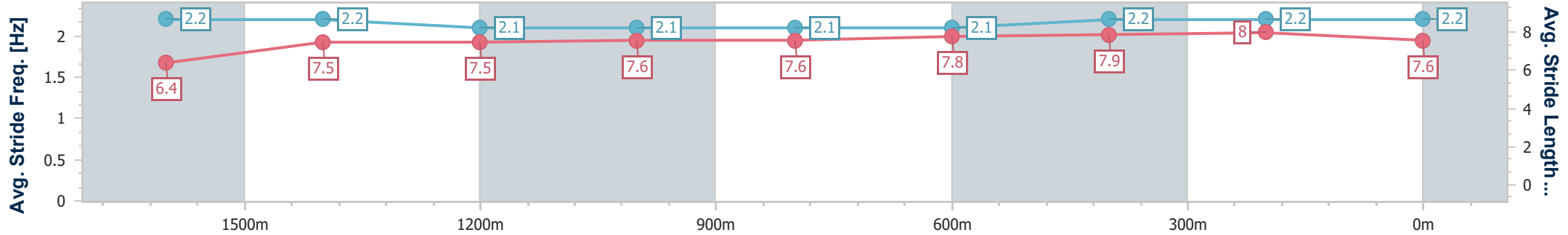
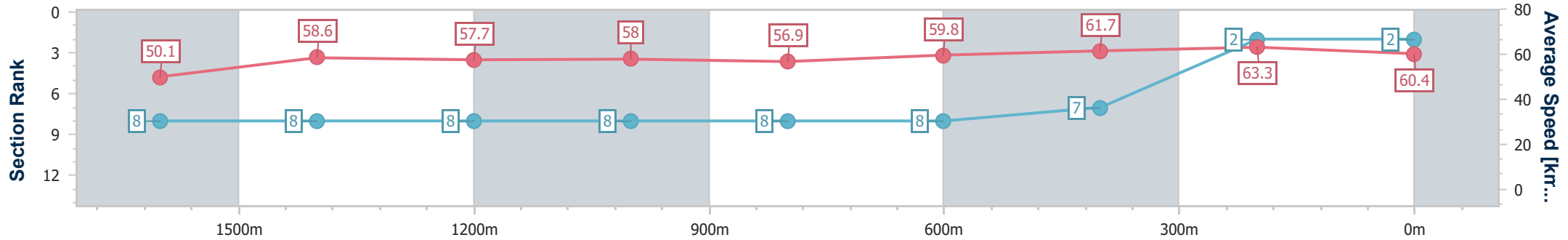


BRISBANE RACING CLUB

27 December 2023 - 14:47

Track Rating: Soft 5, Weather: Overcast, Rail Position: +9m Entire

| Section                | Overall                  | 1600m                    | 1400m                    | 1200m                    | 1000m                    | 800m                     | 600m                     | 400m                     | 200m                     |
|------------------------|--------------------------|--------------------------|--------------------------|--------------------------|--------------------------|--------------------------|--------------------------|--------------------------|--------------------------|
| Section Times          | 1:54.85 [2]<br>(0:17.78) | 1:37.07 [8]<br>(0:12.33) | 1:24.74 [8]<br>(0:12.49) | 1:12.25 [8]<br>(0:12.45) | 0:59.80 [8]<br>(0:12.55) | 0:47.25 [8]<br>(0:12.11) | 0:35.14 [8]<br>(0:11.80) | 0:23.34 [7]<br>(0:11.34) | 0:12.00 [2]<br>(0:12.00) |
| Average Speed [km/h]   | 50.1                     | 58.6                     | 57.7                     | 58.0                     | 56.9                     | 59.8                     | 61.7                     | 63.3                     | 60.4                     |
| Top Speed [km/h]       | 59.5                     | 60.6                     | 59.3                     | 59.3                     | 58.8                     | 62.2                     | 63.6                     | 65.5                     | 61.5                     |
| Avg. Dist. to Rail [m] | 3.1                      | 1.8                      | 1.7                      | 1.2                      | 1.1                      | 0.8                      | 1.9                      | 8.7                      | 9.1                      |
| Avg. Stride Freq. [Hz] | 2.2                      | 2.2                      | 2.1                      | 2.1                      | 2.1                      | 2.1                      | 2.2                      | 2.2                      | 2.2                      |
| Avg. Stride Length [m] | 6.4                      | 7.5                      | 7.5                      | 7.6                      | 7.6                      | 7.8                      | 7.9                      | 8.0                      | 7.6                      |



- [ ] Ranking at each section and finish
- .-.- No data available at this section
- NA No data available



|                                |                |
|--------------------------------|----------------|
| Horse/Jockey Name              | Jam Packed     |
| Final Rank                     | 3              |
| Fastest Section Time (Section) | 0:11.32 (400m) |
| Top Speed [km/h] (Section)     | 65.9 (400m)    |
| Race State                     | Finished       |



Eagle Farm QLD Professional  
Race 3: Aquis the Home of 2YO Speed Maiden Handicap - 1846m

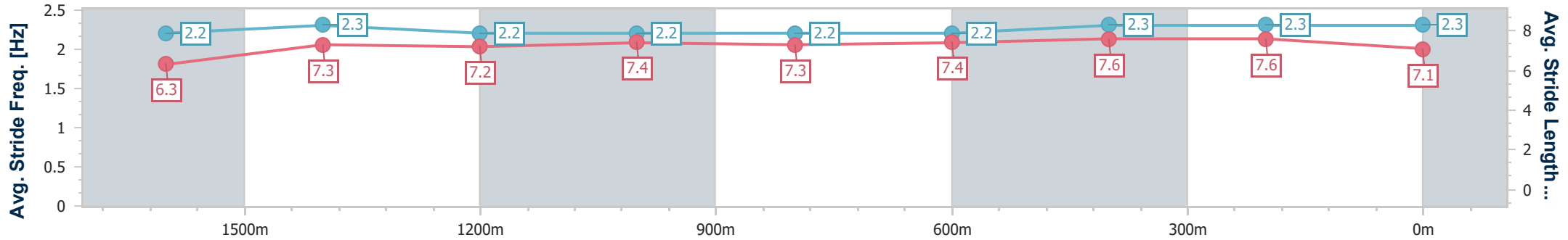
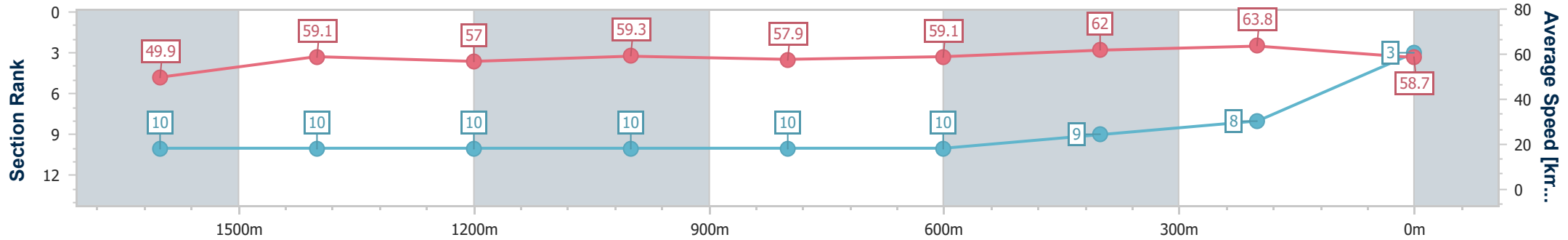


27 December 2023 - 14:47

BRISBANE RACING CLUB

Track Rating: Soft 5, Weather: Overcast, Rail Position: +9m Entire

| Section                | Overall                  | 1600m                     | 1400m                     | 1200m                     | 1000m                     | 800m                      | 600m                      | 400m                     | 200m                     |  |  |  |  |
|------------------------|--------------------------|---------------------------|---------------------------|---------------------------|---------------------------|---------------------------|---------------------------|--------------------------|--------------------------|--|--|--|--|
| Section Times          | 1:55.33 [3]<br>(0:18.03) | 1:37.30 [10]<br>(0:12.27) | 1:25.03 [10]<br>(0:12.66) | 1:12.37 [10]<br>(0:12.18) | 1:00.19 [10]<br>(0:12.55) | 0:47.64 [10]<br>(0:12.30) | 0:35.34 [10]<br>(0:11.70) | 0:23.64 [9]<br>(0:11.32) | 0:12.32 [8]<br>(0:12.32) |  |  |  |  |
| Average Speed [km/h]   | 49.9                     | 59.1                      | 57.0                      | 59.3                      | 57.9                      | 59.1                      | 62.0                      | 63.8                     | 58.7                     |  |  |  |  |
| Top Speed [km/h]       | 60.7                     | 61.3                      | 61.7                      | 60.4                      | 58.9                      | 61.4                      | 63.8                      | 65.9                     | 61.8                     |  |  |  |  |
| Avg. Dist. to Rail [m] | 5.7                      | 3.3                       | 3.5                       | 1.8                       | 1.5                       | 2.2                       | 1.6                       | 5.3                      | 7.3                      |  |  |  |  |
| Avg. Stride Freq. [Hz] | 2.2                      | 2.3                       | 2.2                       | 2.2                       | 2.2                       | 2.2                       | 2.3                       | 2.3                      | 2.3                      |  |  |  |  |
| Avg. Stride Length [m] | 6.3                      | 7.3                       | 7.2                       | 7.4                       | 7.3                       | 7.4                       | 7.6                       | 7.6                      | 7.1                      |  |  |  |  |



- [ ] Ranking at each section and finish
- .-.- No data available at this section
- NA No data available



|                                |                |
|--------------------------------|----------------|
| Horse/Jockey Name              | Miss Brittany  |
| Final Rank                     | 4              |
| Fastest Section Time (Section) | 0:11.37 (400m) |
| Top Speed [km/h] (Section)     | 66.7 (400m)    |
| Race State                     | Finished       |



Eagle Farm QLD Professional  
Race 3: Aquis the Home of 2YO Speed Maiden Handicap - 1846m

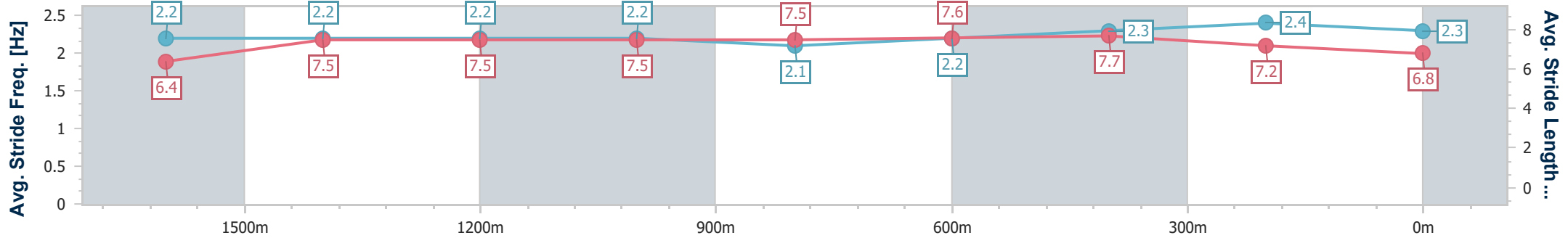
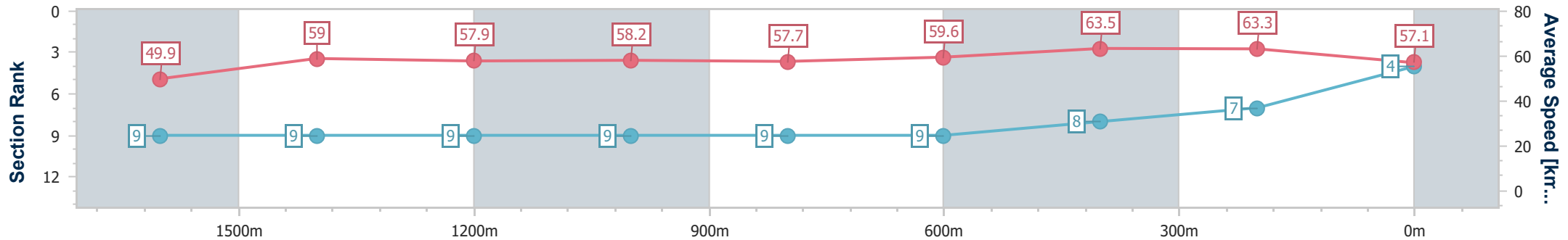
27 December 2023 - 14:47

Track Rating: Soft 5, Weather: Overcast, Rail Position: +9m Entire



BRISBANE RACING CLUB

| Section                | Overall                  | 1600m                    | 1400m                    | 1200m                    | 1000m                    | 800m                     | 600m                     | 400m                     | 200m                     |
|------------------------|--------------------------|--------------------------|--------------------------|--------------------------|--------------------------|--------------------------|--------------------------|--------------------------|--------------------------|
| Section Times          | 1:55.58 [4]<br>(0:17.91) | 1:37.67 [9]<br>(0:12.31) | 1:25.36 [9]<br>(0:12.47) | 1:12.89 [9]<br>(0:12.45) | 1:00.44 [9]<br>(0:12.54) | 0:47.90 [9]<br>(0:12.23) | 0:35.67 [9]<br>(0:11.61) | 0:24.06 [8]<br>(0:11.37) | 0:12.69 [7]<br>(0:12.69) |
| Average Speed [km/h]   | 49.9                     | 59.0                     | 57.9                     | 58.2                     | 57.7                     | 59.6                     | 63.5                     | 63.3                     | 57.1                     |
| Top Speed [km/h]       | 59.5                     | 60.6                     | 60.2                     | 58.9                     | 59.3                     | 61.8                     | 66.4                     | 66.7                     | 60.2                     |
| Avg. Dist. to Rail [m] | 4.6                      | 3.4                      | 4.0                      | 3.9                      | 1.6                      | 2.8                      | 4.7                      | 10.3                     | 8.2                      |
| Avg. Stride Freq. [Hz] | 2.2                      | 2.2                      | 2.2                      | 2.2                      | 2.1                      | 2.2                      | 2.3                      | 2.4                      | 2.3                      |
| Avg. Stride Length [m] | 6.4                      | 7.5                      | 7.5                      | 7.5                      | 7.5                      | 7.6                      | 7.7                      | 7.2                      | 6.8                      |



- [ ] Ranking at each section and finish
- .-.- No data available at this section
- NA No data available



|                                |                    |
|--------------------------------|--------------------|
| Horse/Jockey Name              | Bring The Champers |
| Final Rank                     | 5                  |
| Fastest Section Time (Section) | 0:11.81 (400m)     |
| Top Speed [km/h] (Section)     | 61.9 (600m)        |
| Race State                     | Finished           |



Eagle Farm QLD Professional  
Race 3: Aquis the Home of 2YO Speed Maiden Handicap - 1846m

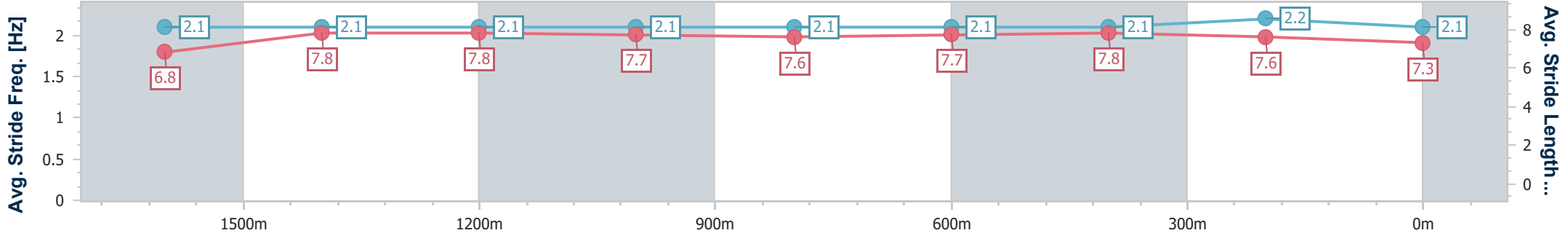
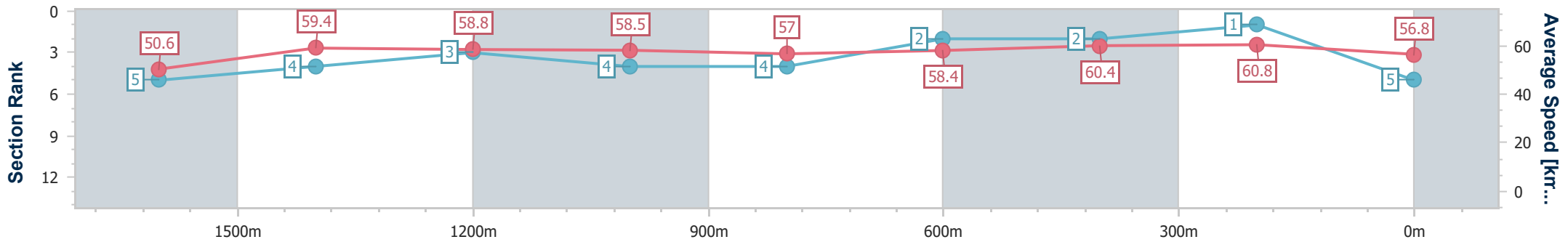


27 December 2023 - 14:47

BRISBANE RACING CLUB

Track Rating: Soft 5, Weather: Overcast, Rail Position: +9m Entire

| Section                | Overall                  | 1600m                    | 1400m                    | 1200m                    | 1000m                    | 800m                     | 600m                     | 400m                     | 200m                     |
|------------------------|--------------------------|--------------------------|--------------------------|--------------------------|--------------------------|--------------------------|--------------------------|--------------------------|--------------------------|
| Section Times          | 1:55.59 [5]<br>(0:17.43) | 1:38.16 [5]<br>(0:12.15) | 1:26.01 [4]<br>(0:12.24) | 1:13.77 [3]<br>(0:12.32) | 1:01.45 [4]<br>(0:12.71) | 0:48.74 [4]<br>(0:12.28) | 0:36.46 [2]<br>(0:11.90) | 0:24.56 [2]<br>(0:11.81) | 0:12.75 [1]<br>(0:12.75) |
| Average Speed [km/h]   | 50.6                     | 59.4                     | 58.8                     | 58.5                     | 57.0                     | 58.4                     | 60.4                     | 60.8                     | 56.8                     |
| Top Speed [km/h]       | 59.0                     | 60.6                     | 60.6                     | 60.0                     | 58.4                     | 60.3                     | 61.9                     | 61.9                     | 59.8                     |
| Avg. Dist. to Rail [m] | 1.8                      | 0.6                      | 1.2                      | 1.8                      | 0.7                      | 0.6                      | 1.2                      | 2.3                      | 1.6                      |
| Avg. Stride Freq. [Hz] | 2.1                      | 2.1                      | 2.1                      | 2.1                      | 2.1                      | 2.1                      | 2.1                      | 2.2                      | 2.1                      |
| Avg. Stride Length [m] | 6.8                      | 7.8                      | 7.8                      | 7.7                      | 7.6                      | 7.7                      | 7.8                      | 7.6                      | 7.3                      |



- [ ] Ranking at each section and finish
- .-.- No data available at this section
- NA No data available



|                                |                |
|--------------------------------|----------------|
| Horse/Jockey Name              | Elroy          |
| Final Rank                     | 6              |
| Fastest Section Time (Section) | 0:11.67 (400m) |
| Top Speed [km/h] (Section)     | 63.6 (400m)    |
| Race State                     | Finished       |



Eagle Farm QLD Professional  
Race 3: Aquis the Home of 2YO Speed Maiden Handicap - 1846m

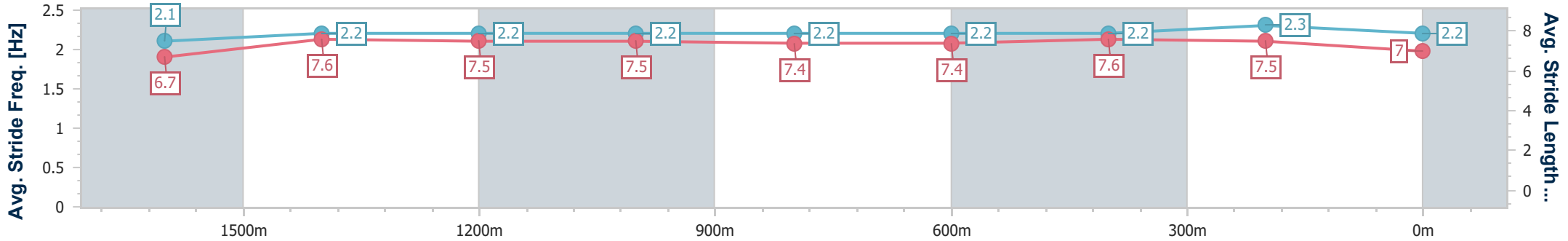
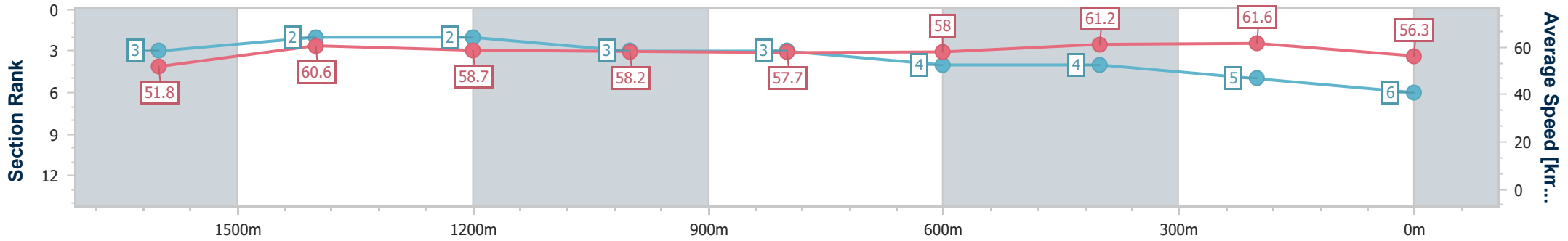


27 December 2023 - 14:47

BRISBANE RACING CLUB

Track Rating: Soft 5, Weather: Overcast, Rail Position: +9m Entire

| Section                | Overall                  | 1600m                    | 1400m                    | 1200m                    | 1000m                    | 800m                     | 600m                     | 400m                     | 200m                     |  |  |  |  |
|------------------------|--------------------------|--------------------------|--------------------------|--------------------------|--------------------------|--------------------------|--------------------------|--------------------------|--------------------------|--|--|--|--|
| Section Times          | 1:55.72 [6]<br>(0:17.36) | 1:38.36 [3]<br>(0:12.06) | 1:26.30 [2]<br>(0:12.29) | 1:14.01 [2]<br>(0:12.42) | 1:01.59 [3]<br>(0:12.55) | 0:49.04 [3]<br>(0:12.64) | 0:36.40 [4]<br>(0:11.88) | 0:24.52 [4]<br>(0:11.67) | 0:12.85 [5]<br>(0:12.85) |  |  |  |  |
| Average Speed [km/h]   | 51.8                     | 60.6                     | 58.7                     | 58.2                     | 57.7                     | 58.0                     | 61.2                     | 61.6                     | 56.3                     |  |  |  |  |
| Top Speed [km/h]       | 60.8                     | 61.2                     | 60.4                     | 60.1                     | 58.8                     | 60.6                     | 63.4                     | 63.6                     | 59.7                     |  |  |  |  |
| Avg. Dist. to Rail [m] | 6.2                      | 4.1                      | 3.0                      | 2.4                      | 1.4                      | 3.8                      | 2.2                      | 5.5                      | 5.4                      |  |  |  |  |
| Avg. Stride Freq. [Hz] | 2.1                      | 2.2                      | 2.2                      | 2.2                      | 2.2                      | 2.2                      | 2.2                      | 2.3                      | 2.2                      |  |  |  |  |
| Avg. Stride Length [m] | 6.7                      | 7.6                      | 7.5                      | 7.5                      | 7.4                      | 7.4                      | 7.6                      | 7.5                      | 7.0                      |  |  |  |  |



- [ ] Ranking at each section and finish
- .-.- No data available at this section
- NA No data available





|                                |                |
|--------------------------------|----------------|
| Horse/Jockey Name              | Fit And Proper |
| Final Rank                     | 7              |
| Fastest Section Time (Section) | 0:11.68 (400m) |
| Top Speed [km/h] (Section)     | 63.4 (400m)    |
| Race State                     | Finished       |



Eagle Farm QLD Professional  
Race 3: Aquis the Home of 2YO Speed Maiden Handicap - 1846m

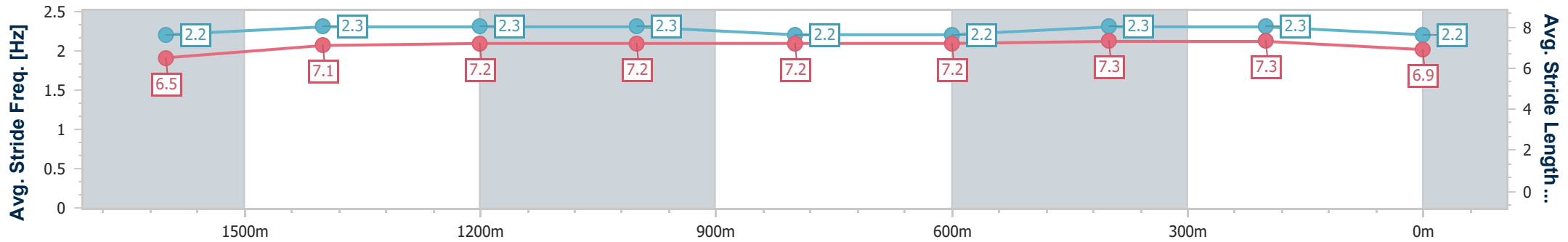
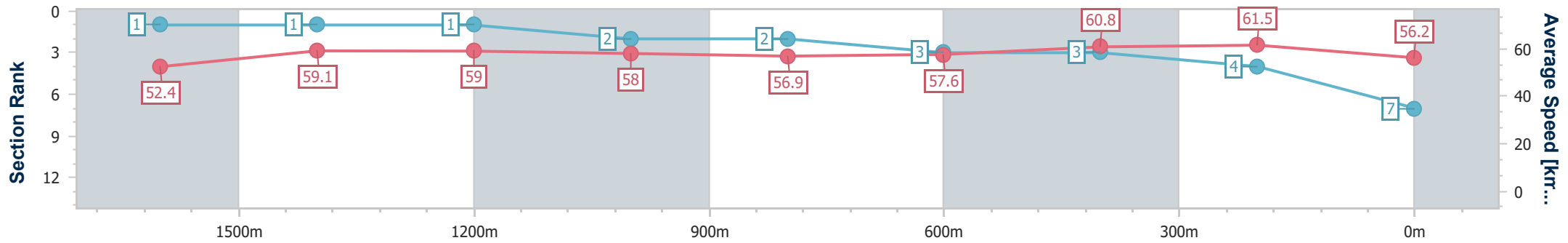


27 December 2023 - 14:47

BRISBANE RACING CLUB

Track Rating: Soft 5, Weather: Overcast, Rail Position: +9m Entire

| Section                | Overall                  | 1600m                    | 1400m                    | 1200m                    | 1000m                    | 800m                     | 600m                     | 400m                     | 200m                     |  |  |  |  |
|------------------------|--------------------------|--------------------------|--------------------------|--------------------------|--------------------------|--------------------------|--------------------------|--------------------------|--------------------------|--|--|--|--|
| Section Times          | 1:55.75 [7]<br>(0:17.06) | 1:38.69 [1]<br>(0:12.33) | 1:26.36 [1]<br>(0:12.23) | 1:14.13 [1]<br>(0:12.38) | 1:01.75 [2]<br>(0:12.52) | 0:49.23 [2]<br>(0:12.74) | 0:36.49 [3]<br>(0:11.92) | 0:24.57 [3]<br>(0:11.68) | 0:12.89 [4]<br>(0:12.89) |  |  |  |  |
| Average Speed [km/h]   | 52.4                     | 59.1                     | 59.0                     | 58.0                     | 56.9                     | 57.6                     | 60.8                     | 61.5                     | 56.2                     |  |  |  |  |
| Top Speed [km/h]       | 60.3                     | 59.6                     | 60.7                     | 59.7                     | 57.9                     | 59.1                     | 62.7                     | 63.4                     | 59.7                     |  |  |  |  |
| Avg. Dist. to Rail [m] | 3.5                      | 3.5                      | 1.5                      | 0.8                      | 1.8                      | 3.3                      | 1.2                      | 3.8                      | 3.1                      |  |  |  |  |
| Avg. Stride Freq. [Hz] | 2.2                      | 2.3                      | 2.3                      | 2.3                      | 2.2                      | 2.2                      | 2.3                      | 2.3                      | 2.2                      |  |  |  |  |
| Avg. Stride Length [m] | 6.5                      | 7.1                      | 7.2                      | 7.2                      | 7.2                      | 7.2                      | 7.3                      | 7.3                      | 6.9                      |  |  |  |  |



- [ ] Ranking at each section and finish
- .-.- No data available at this section
- NA No data available



|                                |                |
|--------------------------------|----------------|
| Horse/Jockey Name              | Aqua Rosa      |
| Final Rank                     | 8              |
| Fastest Section Time (Section) | 0:11.85 (400m) |
| Top Speed [km/h] (Section)     | 63.6 (600m)    |
| Race State                     | Finished       |



Eagle Farm QLD Professional  
Race 3: Aquis the Home of 2YO Speed Maiden Handicap - 1846m

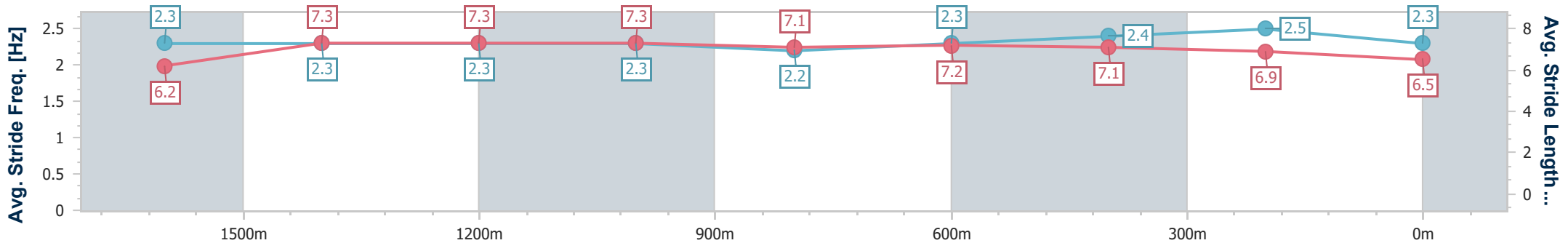
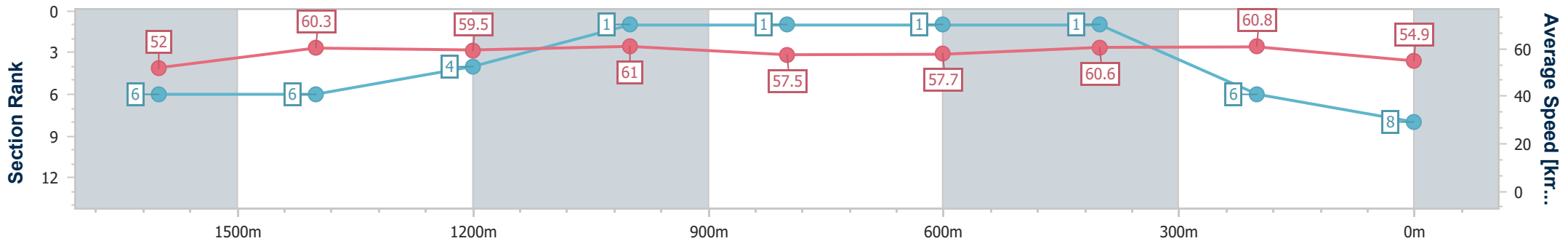


27 December 2023 - 14:47

BRISBANE RACING CLUB

Track Rating: Soft 5, Weather: Overcast, Rail Position: +9m Entire

| Section                | Overall                  | 1600m                    | 1400m                    | 1200m                    | 1000m                    | 800m                     | 600m                     | 400m                     | 200m                     |
|------------------------|--------------------------|--------------------------|--------------------------|--------------------------|--------------------------|--------------------------|--------------------------|--------------------------|--------------------------|
| Section Times          | 1:56.06 [8]<br>(0:17.51) | 1:38.55 [6]<br>(0:12.19) | 1:26.36 [6]<br>(0:12.15) | 1:14.21 [4]<br>(0:11.86) | 1:02.35 [1]<br>(0:12.64) | 0:49.71 [1]<br>(0:12.72) | 0:36.99 [1]<br>(0:11.95) | 0:25.04 [1]<br>(0:11.85) | 0:13.19 [6]<br>(0:13.19) |
| Average Speed [km/h]   | 52.0                     | 60.3                     | 59.5                     | 61.0                     | 57.5                     | 57.7                     | 60.6                     | 60.8                     | 54.9                     |
| Top Speed [km/h]       | 61.2                     | 61.8                     | 61.6                     | 63.5                     | 59.8                     | 58.6                     | 63.6                     | 62.8                     | 58.0                     |
| Avg. Dist. to Rail [m] | 8.7                      | 6.3                      | 4.3                      | 3.3                      | 2.7                      | 3.8                      | 1.4                      | 2.5                      | 0.7                      |
| Avg. Stride Freq. [Hz] | 2.3                      | 2.3                      | 2.3                      | 2.3                      | 2.2                      | 2.3                      | 2.4                      | 2.5                      | 2.3                      |
| Avg. Stride Length [m] | 6.2                      | 7.3                      | 7.3                      | 7.3                      | 7.1                      | 7.2                      | 7.1                      | 6.9                      | 6.5                      |



- [ ] Ranking at each section and finish
- .-.- No data available at this section
- NA No data available



|                                |                |
|--------------------------------|----------------|
| Horse/Jockey Name              | Call Me Hilton |
| Final Rank                     | 9              |
| Fastest Section Time (Section) | 0:11.85 (400m) |
| Top Speed [km/h] (Section)     | 63.4 (600m)    |
| Race State                     | Finished       |



Eagle Farm QLD Professional  
Race 3: Aquis the Home of 2YO Speed Maiden Handicap - 1846m

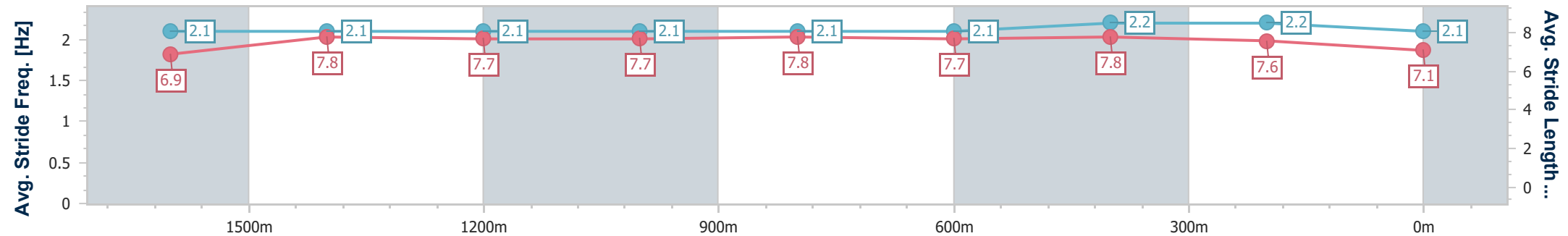
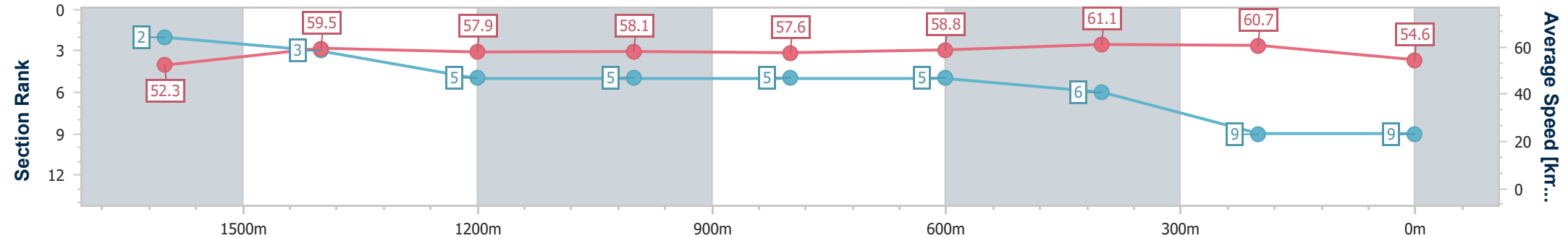


27 December 2023 - 14:47

BRISBANE RACING CLUB

Track Rating: Soft 5, Weather: Overcast, Rail Position: +9m Entire

| Section                | Overall                  | 1600m                    | 1400m                    | 1200m                    | 1000m                    | 800m                     | 600m                     | 400m                     | 200m                     |  |  |  |  |
|------------------------|--------------------------|--------------------------|--------------------------|--------------------------|--------------------------|--------------------------|--------------------------|--------------------------|--------------------------|--|--|--|--|
| Section Times          | 1:56.60 [9]<br>(0:17.19) | 1:39.41 [2]<br>(0:12.27) | 1:27.14 [3]<br>(0:12.43) | 1:14.71 [5]<br>(0:12.44) | 1:02.27 [5]<br>(0:12.69) | 0:49.58 [5]<br>(0:12.47) | 0:37.11 [5]<br>(0:11.98) | 0:25.13 [6]<br>(0:11.85) | 0:13.28 [9]<br>(0:13.28) |  |  |  |  |
| Average Speed [km/h]   | 52.3                     | 59.5                     | 57.9                     | 58.1                     | 57.6                     | 58.8                     | 61.1                     | 60.7                     | 54.6                     |  |  |  |  |
| Top Speed [km/h]       | 59.6                     | 60.5                     | 59.6                     | 60.1                     | 59.0                     | 60.8                     | 63.4                     | 62.8                     | 57.5                     |  |  |  |  |
| Avg. Dist. to Rail [m] | 5.5                      | 3.8                      | 2.0                      | 3.9                      | 2.5                      | 4.8                      | 2.9                      | 7.0                      | 4.8                      |  |  |  |  |
| Avg. Stride Freq. [Hz] | 2.1                      | 2.1                      | 2.1                      | 2.1                      | 2.1                      | 2.1                      | 2.2                      | 2.2                      | 2.1                      |  |  |  |  |
| Avg. Stride Length [m] | 6.9                      | 7.8                      | 7.7                      | 7.7                      | 7.8                      | 7.7                      | 7.8                      | 7.6                      | 7.1                      |  |  |  |  |



- [ ] Ranking at each section and finish
- .-.- No data available at this section
- NA No data available



|                                |                 |
|--------------------------------|-----------------|
| Horse/Jockey Name              | Wholelottatapin |
| Final Rank                     | 10              |
| Fastest Section Time (Section) | 0:12.05 (400m)  |
| Top Speed [km/h] (Section)     | 62.2 (400m)     |
| Race State                     | Finished        |



Eagle Farm QLD Professional  
Race 3: Aquis the Home of 2YO Speed Maiden Handicap - 1846m

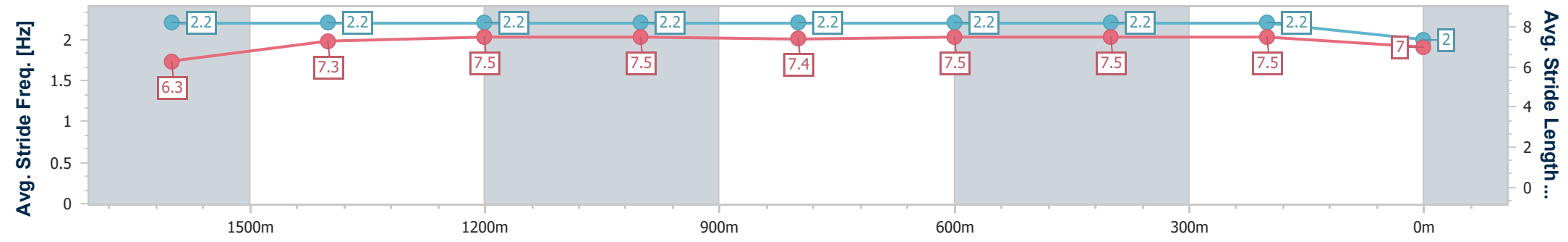
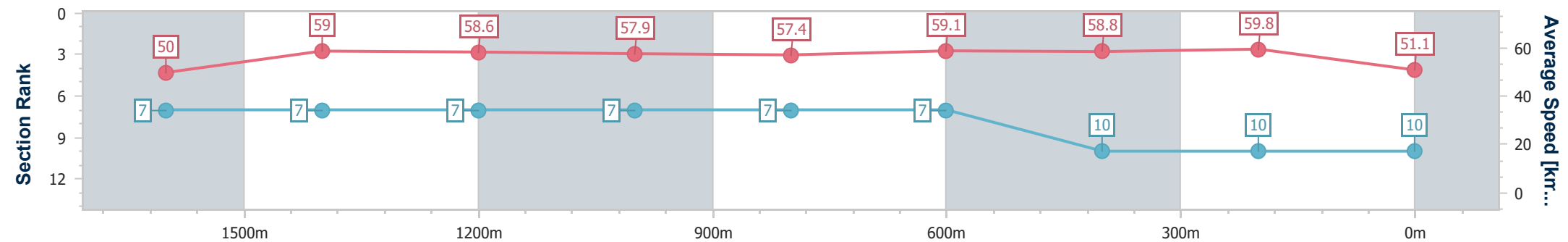
27 December 2023 - 14:47

Track Rating: Soft 5, Weather: Overcast, Rail Position: +9m Entire



BRISBANE RACING CLUB

| Section                | Overall                   | 1600m                    | 1400m                    | 1200m                    | 1000m                    | 800m                     | 600m                     | 400m                      | 200m                      |  |  |  |  |
|------------------------|---------------------------|--------------------------|--------------------------|--------------------------|--------------------------|--------------------------|--------------------------|---------------------------|---------------------------|--|--|--|--|
| Section Times          | 1:58.19 [10]<br>(0:17.73) | 1:40.46 [7]<br>(0:12.32) | 1:28.14 [7]<br>(0:12.33) | 1:15.81 [7]<br>(0:12.44) | 1:03.37 [7]<br>(0:12.61) | 0:50.76 [7]<br>(0:12.25) | 0:38.51 [7]<br>(0:12.25) | 0:26.26 [10]<br>(0:12.05) | 0:14.21 [10]<br>(0:14.21) |  |  |  |  |
| Average Speed [km/h]   | 50.0                      | 59.0                     | 58.6                     | 57.9                     | 57.4                     | 59.1                     | 58.8                     | 59.8                      | 51.1                      |  |  |  |  |
| Top Speed [km/h]       | 59.0                      | 60.0                     | 60.2                     | 59.2                     | 58.4                     | 60.5                     | 62.1                     | 62.2                      | 56.7                      |  |  |  |  |
| Avg. Dist. to Rail [m] | 1.7                       | 2.9                      | 2.1                      | 1.7                      | 0.9                      | 1.5                      | 0.5                      | 2.4                       | 2.3                       |  |  |  |  |
| Avg. Stride Freq. [Hz] | 2.2                       | 2.2                      | 2.2                      | 2.2                      | 2.2                      | 2.2                      | 2.2                      | 2.2                       | 2.0                       |  |  |  |  |
| Avg. Stride Length [m] | 6.3                       | 7.3                      | 7.5                      | 7.5                      | 7.4                      | 7.5                      | 7.5                      | 7.5                       | 7.0                       |  |  |  |  |



- [ ] Ranking at each section and finish
- .-.- No data available at this section
- NA No data available