



Sunshine Coast QLD Professional
Race 7: BARRIER REEF POOLS Colts, Geldings and Entires
BENCHMARK 60 Handicap - 1200m
26 December 2023 - 17:10



Track Rating: Soft 7, Weather: Overcast, Rail Position: +3m

Section		Overall	1000m	800m	600m	400m	200m	Last 600m					
Field Times		1:11.89 (0:12.79)	0:59.10 (0:11.11)	0:47.99 (0:11.91)	0:36.08 (0:11.67)	0:24.41 (0:11.83)	0:12.58 (0:12.58)	0:36.08					
Rank	TAB Horse/Jockey	Barrier	Top Speed [km/h]	Fastest Section						Margin	Distance Travelled [m]		
1	9 BAD EDUCATION Jasper Franklin	7	66.6 1000m	0:11.18 1000m	1:11.89 [1] (0:13.11)	0:58.78 [5] (0:11.18)	0:47.60 [5] (0:11.90)	0:35.70 [5] (0:11.64)	0:24.06 [3] (0:11.49)	0:12.57 [2] (0:12.57)	1:11.89	0:35.70	
2	15 SUKICHE Samantha Collett	3	66.5 1000m	0:11.29 1000m	1:12.28 [2] (0:13.26)	0:59.02 [6] (0:11.29)	0:47.73 [7] (0:11.90)	0:35.83 [6] (0:11.90)	0:23.93 [6] (0:11.44)	0:12.49 [5] (0:12.49)	2.3L	0:35.83	-3
3	1 ADONISEA Jai Williams	1	68.1 Overall	0:11.13 1000m	1:12.51 [3] (0:12.79)	0:59.72 [1] (0:11.13)	0:48.59 [2] (0:11.89)	0:36.70 [1] (0:11.67)	0:25.03 [1] (0:11.83)	0:13.20 [1] (0:13.20)	3.6L	0:36.70	-6
4	3 APPLECROSS Emily Lang	2	65.3 1000m	0:11.37 1000m	1:12.67 [4] (0:12.87)	0:59.80 [3] (0:11.37)	0:48.43 [4] (0:11.85)	0:36.58 [4] (0:11.83)	0:24.75 [4] (0:11.75)	0:13.00 [3] (0:13.00)	4.4L	0:36.58	-2
5	4 POET'S DAY Craig Robertson	4	68.6 1000m	0:11.07 1000m	1:12.93 [5] (0:12.83)	1:00.10 [2] (0:11.07)	0:49.03 [1] (0:11.92)	0:37.11 [2] (0:12.00)	0:25.11 [2] (0:11.92)	0:13.19 [4] (0:13.19)	5.9L	0:37.11	+2
6	14 CASH ARTIST Tiffani Brooker	5	66.5 Overall	0:11.32 1000m	1:13.02 [6] (0:13.37)	0:59.65 [7] (0:11.32)	0:48.33 [8] (0:12.11)	0:36.22 [8] (0:11.79)	0:24.43 [7] (0:11.63)	0:12.80 [6] (0:12.80)	6.3L	0:36.22	+0
7	11 THETOYBOY Sean Cormack	8	67.7 1000m	0:11.15 1000m	1:14.31 [7] (0:13.37)	1:00.94 [8] (0:11.15)	0:49.79 [6] (0:11.99)	0:37.80 [7] (0:12.21)	0:25.59 [8] (0:12.17)	0:13.42 [8] (0:13.42)	13.8L	0:37.80	+3
8	6 TA CHANSON Melea Castle	6	67.4 Overall	0:11.20 1000m	1:14.41 [8] (0:12.99)	1:01.42 [4] (0:11.20)	0:50.22 [3] (0:11.88)	0:38.34 [3] (0:12.07)	0:26.27 [5] (0:12.40)	0:13.87 [7] (0:13.87)	14.3L	0:38.34	+1

Scratched: Spirit Of Giving (#12), Dealing's Done (#8), Secret Statement (#10), Mr Brose (#2), Tersane (#7), Tecoma Street (#13), Addriel (#5)

[] Ranking at each section and finish
 -:-:- No data available at this section
 NA No data available

SCN Saddle cloth number
 DNF Did not finish
 DNT Did not track



Horse/Jockey Name	Bad Education
Final Rank	1
Fastest Section Time (Section)	0:11.18 (1000m)
Top Speed [km/h] (Section)	66.6 (1000m)
Race State	Finished



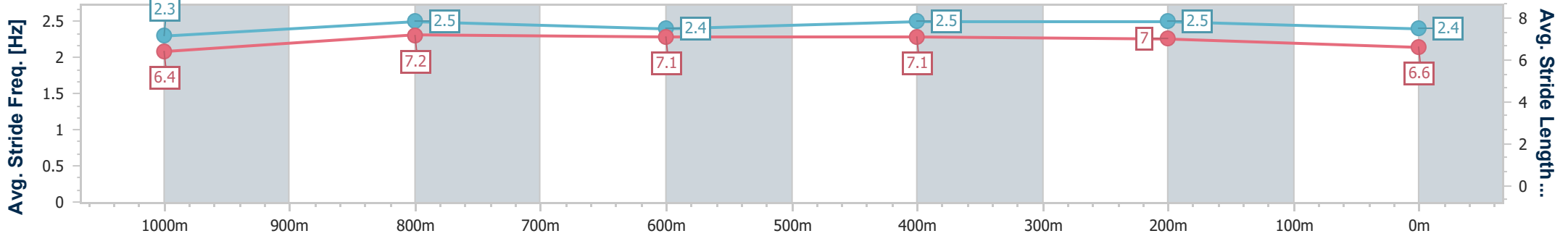
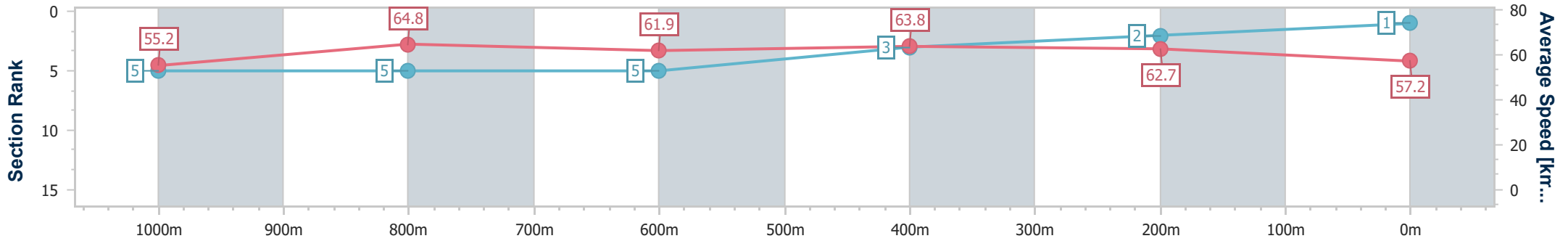
Sunshine Coast QLD Professional
 Race 7: BARRIER REEF POOLS Colts, Geldings and Entires
 BENCHMARK 60 Handicap - 1200m



26 December 2023 - 17:10

Track Rating: Soft 7, Weather: Overcast, Rail Position: +3m

Section	Overall	1000m	800m	600m	400m	200m
Section Times	1:11.89 [1] (0:13.11)	0:58.78 [5] (0:11.18)	0:47.60 [5] (0:11.90)	0:35.70 [5] (0:11.64)	0:24.06 [3] (0:11.49)	0:12.57 [2] (0:12.57)
Average Speed [km/h]	55.2	64.8	61.9	63.8	62.7	57.2
Top Speed [km/h]	66.1	66.6	63.8	64.6	64.7	62.6
Avg. Dist. to Rail [m]	10.3	4.6	4.0	4.8	8.4	11.0
Avg. Stride Freq. [Hz]	2.3	2.5	2.4	2.5	2.5	2.4
Avg. Stride Length [m]	6.4	7.2	7.1	7.1	7.0	6.6



- [] Ranking at each section and finish
- .-.- No data available at this section
- NA No data available



Horse/Jockey Name	Sukiche
Final Rank	2
Fastest Section Time (Section)	0:11.29 (1000m)
Top Speed [km/h] (Section)	66.5 (1000m)
Race State	Finished



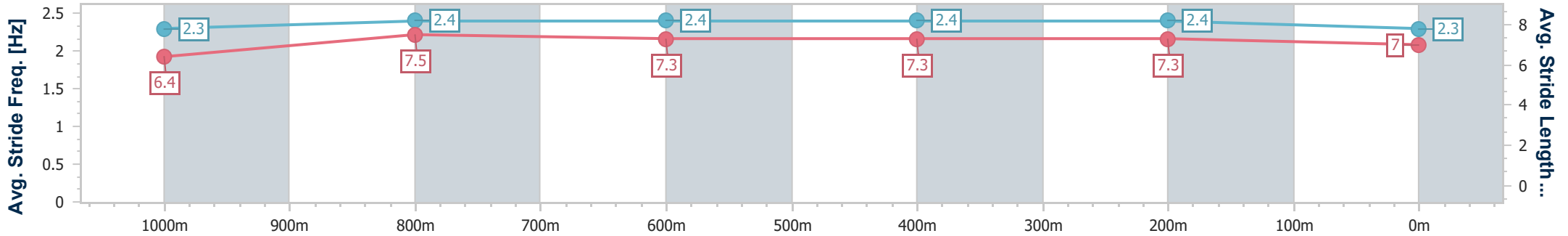
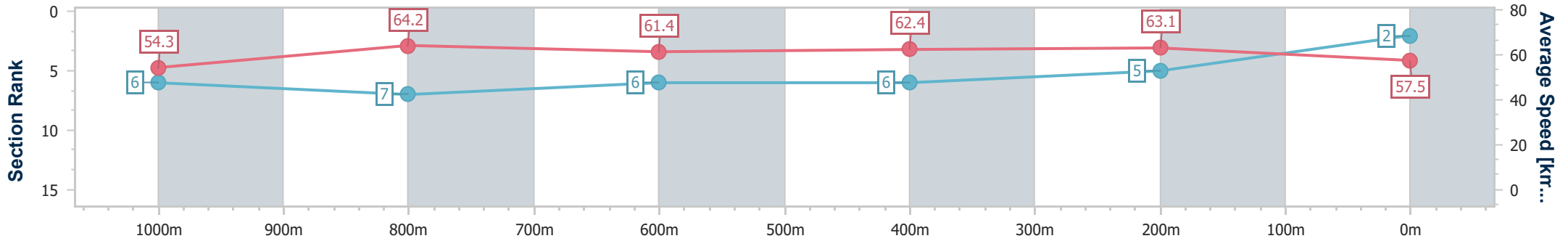
Sunshine Coast QLD Professional
 Race 7: BARRIER REEF POOLS Colts, Geldings and Entires
 BENCHMARK 60 Handicap - 1200m



26 December 2023 - 17:10

Track Rating: Soft 7, Weather: Overcast, Rail Position: +3m

Section	Overall	1000m	800m	600m	400m	200m
Section Times	1:12.28 [2] (0:13.26)	0:59.02 [6] (0:11.29)	0:47.73 [7] (0:11.90)	0:35.83 [6] (0:11.90)	0:23.93 [6] (0:11.44)	0:12.49 [5] (0:12.49)
Average Speed [km/h]	54.3	64.2	61.4	62.4	63.1	57.5
Top Speed [km/h]	65.1	66.5	63.7	63.9	63.8	60.8
Avg. Dist. to Rail [m]	6.8	2.2	2.8	5.2	11.1	13.5
Avg. Stride Freq. [Hz]	2.3	2.4	2.4	2.4	2.4	2.3
Avg. Stride Length [m]	6.4	7.5	7.3	7.3	7.3	7.0



- [] Ranking at each section and finish
- .-.- No data available at this section
- NA No data available



Horse/Jockey Name	Adonisea
Final Rank	3
Fastest Section Time (Section)	0:11.13 (1000m)
Top Speed [km/h] (Section)	68.1 (Overall)
Race State	Finished



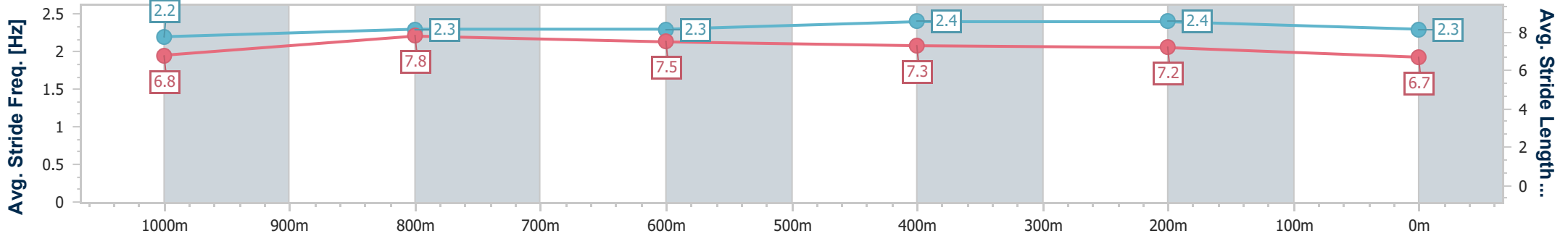
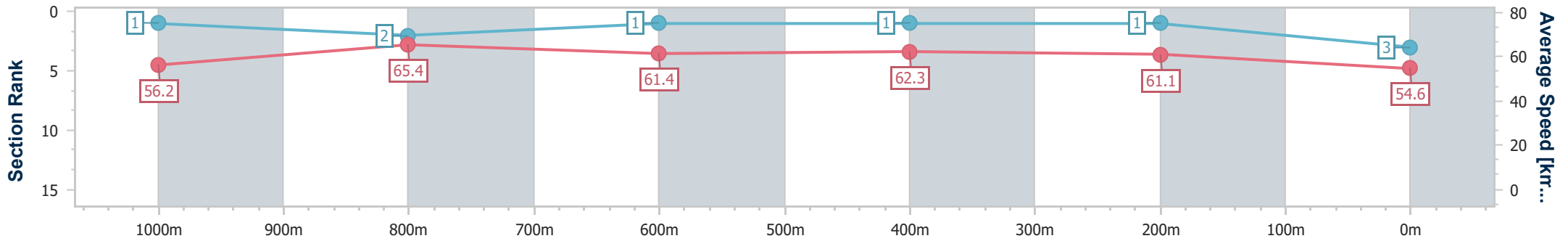
Sunshine Coast QLD Professional
 Race 7: BARRIER REEF POOLS Colts, Geldings and Entires
 BENCHMARK 60 Handicap - 1200m



26 December 2023 - 17:10

Track Rating: Soft 7, Weather: Overcast, Rail Position: +3m

Section	Overall	1000m	800m	600m	400m	200m
Section Times	1:12.51 [3] (0:12.79)	0:59.72 [1] (0:11.13)	0:48.59 [2] (0:11.89)	0:36.70 [1] (0:11.67)	0:25.03 [1] (0:11.83)	0:13.20 [1] (0:13.20)
Average Speed [km/h]	56.2	65.4	61.4	62.3	61.1	54.6
Top Speed [km/h]	68.1	67.9	63.0	63.7	63.6	58.6
Avg. Dist. to Rail [m]	6.5	4.1	2.1	2.3	5.0	7.6
Avg. Stride Freq. [Hz]	2.2	2.3	2.3	2.4	2.4	2.3
Avg. Stride Length [m]	6.8	7.8	7.5	7.3	7.2	6.7



- [] Ranking at each section and finish
- .-.- No data available at this section
- NA No data available



Horse/Jockey Name	Applecross
Final Rank	4
Fastest Section Time (Section)	0:11.37 (1000m)
Top Speed [km/h] (Section)	65.3 (1000m)
Race State	Finished



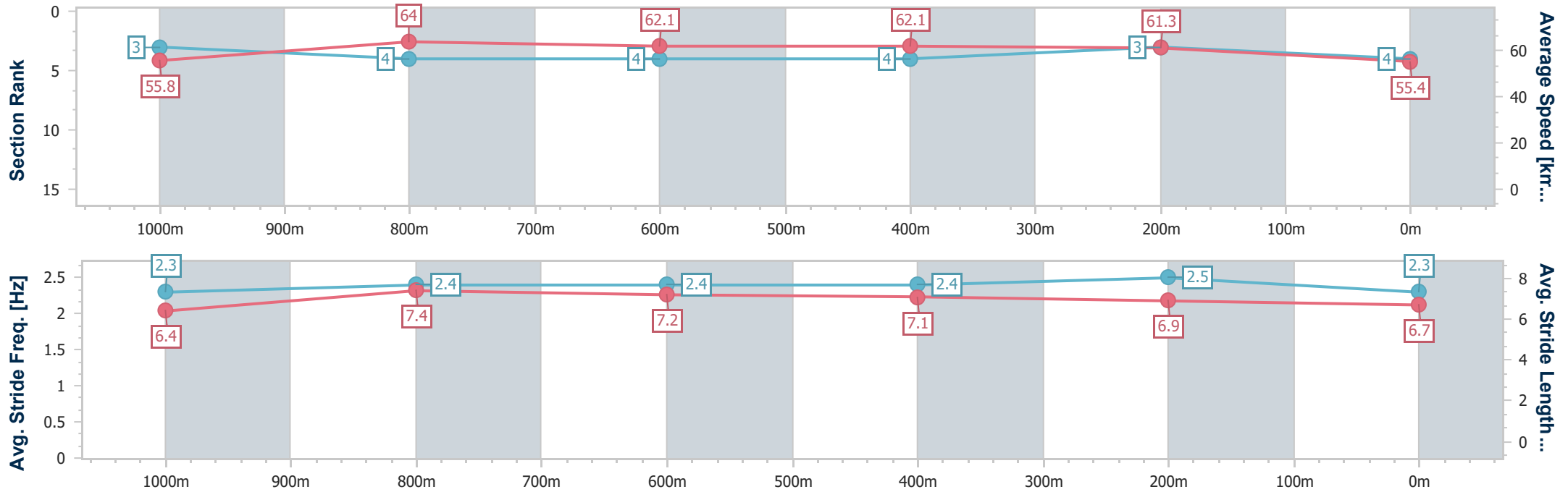
Sunshine Coast QLD Professional
 Race 7: BARRIER REEF POOLS Colts, Geldings and Entires
 BENCHMARK 60 Handicap - 1200m



26 December 2023 - 17:10

Track Rating: Soft 7, Weather: Overcast, Rail Position: +3m

Section	Overall	1000m	800m	600m	400m	200m
Section Times	1:12.67 [4] (0:12.87)	0:59.80 [3] (0:11.37)	0:48.43 [4] (0:11.85)	0:36.58 [4] (0:11.83)	0:24.75 [4] (0:11.75)	0:13.00 [3] (0:13.00)
Average Speed [km/h]	55.8	64.0	62.1	62.1	61.3	55.4
Top Speed [km/h]	64.6	65.3	63.3	63.8	62.4	60.2
Avg. Dist. to Rail [m]	6.6	5.0	3.4	3.6	8.2	9.0
Avg. Stride Freq. [Hz]	2.3	2.4	2.4	2.4	2.5	2.3
Avg. Stride Length [m]	6.4	7.4	7.2	7.1	6.9	6.7



- [] Ranking at each section and finish
- .-.- No data available at this section
- NA No data available



Horse/Jockey Name	Poet's Day
Final Rank	5
Fastest Section Time (Section)	0:11.07 (1000m)
Top Speed [km/h] (Section)	68.6 (1000m)
Race State	Finished



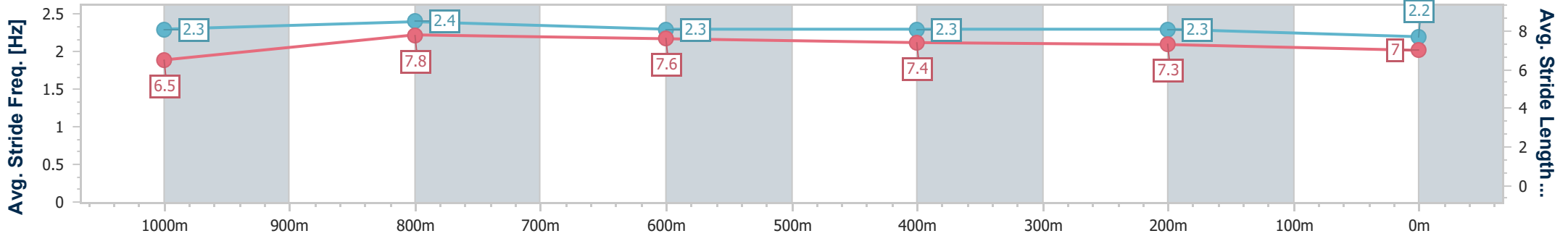
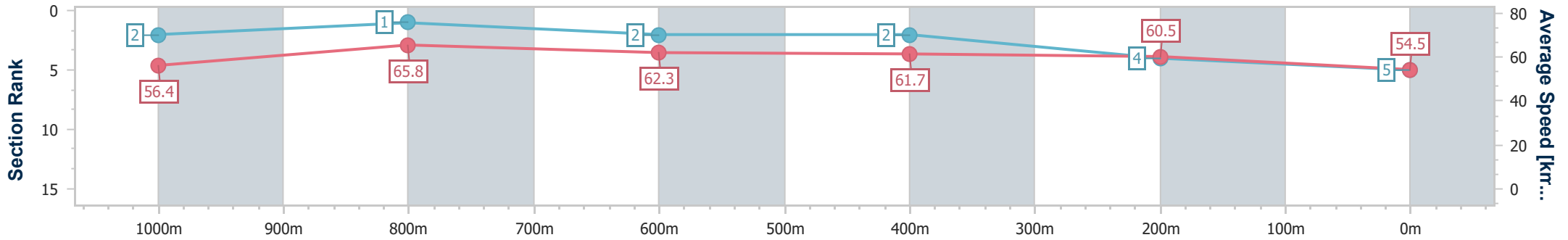
Sunshine Coast QLD Professional
 Race 7: BARRIER REEF POOLS Colts, Geldings and Entires
 BENCHMARK 60 Handicap - 1200m



26 December 2023 - 17:10

Track Rating: Soft 7, Weather: Overcast, Rail Position: +3m

Section	Overall	1000m	800m	600m	400m	200m
Section Times	1:12.93 [5] (0:12.83)	1:00.10 [2] (0:11.07)	0:49.03 [1] (0:11.92)	0:37.11 [2] (0:12.00)	0:25.11 [2] (0:11.92)	0:13.19 [4] (0:13.19)
Average Speed [km/h]	56.4	65.8	62.3	61.7	60.5	54.5
Top Speed [km/h]	68.1	68.6	63.3	63.5	61.3	58.9
Avg. Dist. to Rail [m]	9.7	6.1	5.0	5.4	9.9	12.7
Avg. Stride Freq. [Hz]	2.3	2.4	2.3	2.3	2.3	2.2
Avg. Stride Length [m]	6.5	7.8	7.6	7.4	7.3	7.0



- [] Ranking at each section and finish
- .-.- No data available at this section
- NA No data available



Horse/Jockey Name	Cash Artist
Final Rank	6
Fastest Section Time (Section)	0:11.32 (1000m)
Top Speed [km/h] (Section)	66.5 (Overall)
Race State	Finished



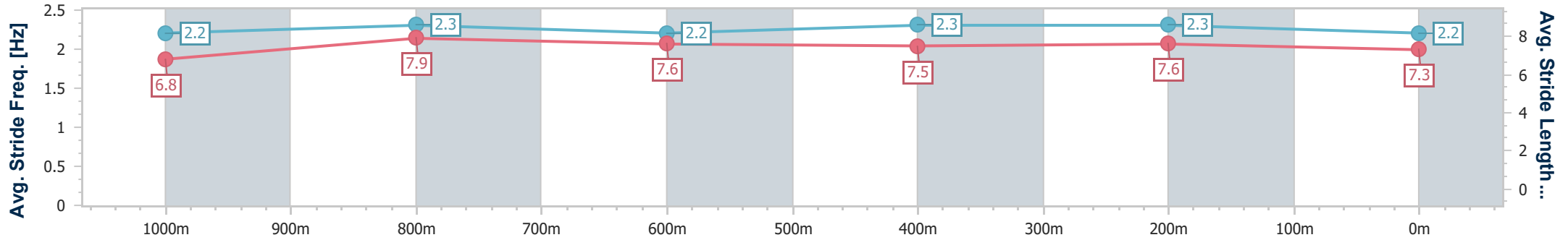
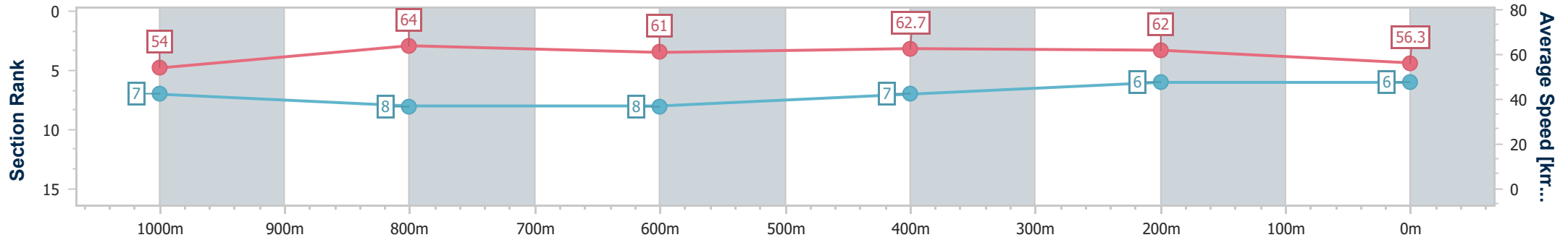
Sunshine Coast QLD Professional
 Race 7: BARRIER REEF POOLS Colts, Geldings and Entires
 BENCHMARK 60 Handicap - 1200m



26 December 2023 - 17:10

Track Rating: Soft 7, Weather: Overcast, Rail Position: +3m

Section	Overall	1000m	800m	600m	400m	200m
Section Times	1:13.02 [6] (0:13.37)	0:59.65 [7] (0:11.32)	0:48.33 [8] (0:12.11)	0:36.22 [8] (0:11.79)	0:24.43 [7] (0:11.63)	0:12.80 [6] (0:12.80)
Average Speed [km/h]	54.0	64.0	61.0	62.7	62.0	56.3
Top Speed [km/h]	66.5	66.5	62.7	64.5	63.5	59.4
Avg. Dist. to Rail [m]	6.6	3.4	4.3	4.2	4.2	6.6
Avg. Stride Freq. [Hz]	2.2	2.3	2.2	2.3	2.3	2.2
Avg. Stride Length [m]	6.8	7.9	7.6	7.5	7.6	7.3



- [] Ranking at each section and finish
- .-.- No data available at this section
- NA No data available



Horse/Jockey Name	Thetoyboy
Final Rank	7
Fastest Section Time (Section)	0:11.15 (1000m)
Top Speed [km/h] (Section)	67.7 (1000m)
Race State	Finished



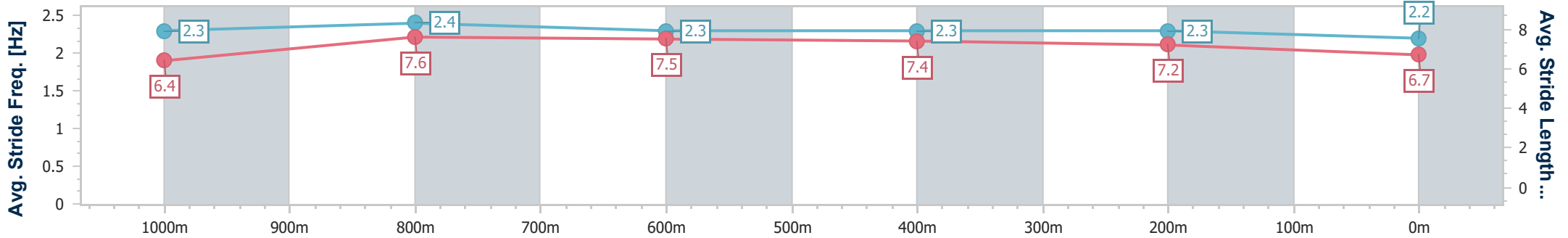
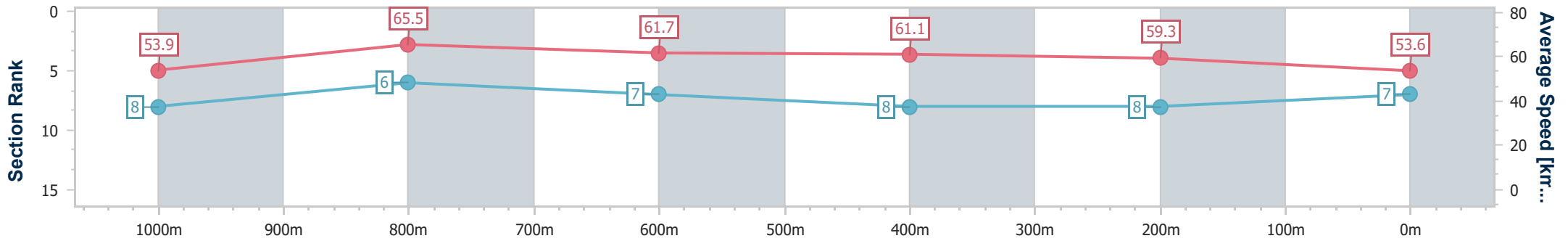
Sunshine Coast QLD Professional
 Race 7: BARRIER REEF POOLS Colts, Geldings and Entires
 BENCHMARK 60 Handicap - 1200m



26 December 2023 - 17:10

Track Rating: Soft 7, Weather: Overcast, Rail Position: +3m

Section	Overall	1000m	800m	600m	400m	200m
Section Times	1:14.31 [7] (0:13.37)	1:00.94 [8] (0:11.15)	0:49.79 [6] (0:11.99)	0:37.80 [7] (0:12.21)	0:25.59 [8] (0:12.17)	0:13.42 [8] (0:13.42)
Average Speed [km/h]	53.9	65.5	61.7	61.1	59.3	53.6
Top Speed [km/h]	67.1	67.7	63.1	62.8	60.3	57.4
Avg. Dist. to Rail [m]	10.2	5.5	4.9	5.8	8.9	9.2
Avg. Stride Freq. [Hz]	2.3	2.4	2.3	2.3	2.3	2.2
Avg. Stride Length [m]	6.4	7.6	7.5	7.4	7.2	6.7



- [] Ranking at each section and finish
- .-.- No data available at this section
- NA No data available



Horse/Jockey Name	Ta Chanson
Final Rank	8
Fastest Section Time (Section)	0:11.20 (1000m)
Top Speed [km/h] (Section)	67.4 (Overall)
Race State	Finished



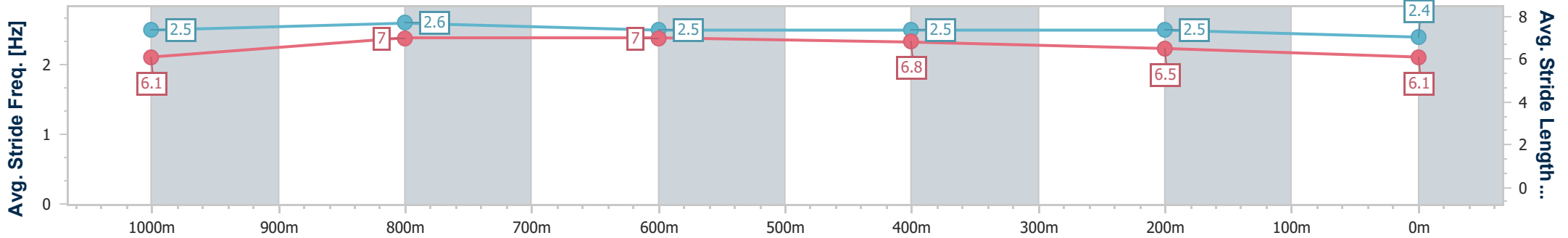
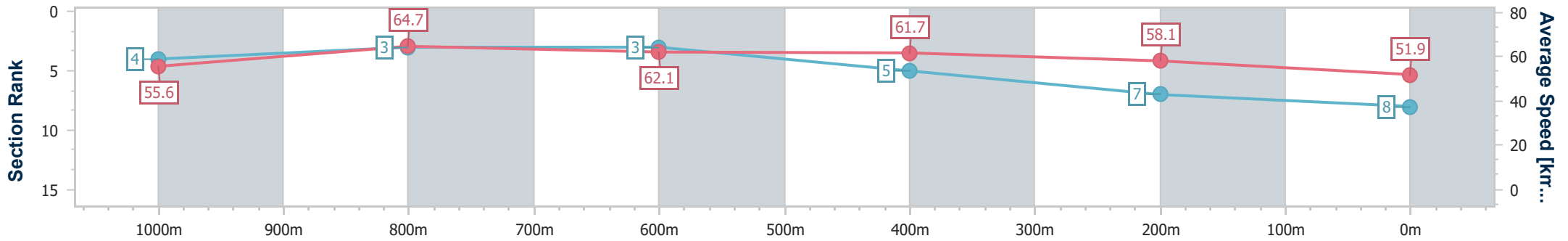
Sunshine Coast QLD Professional
 Race 7: BARRIER REEF POOLS Colts, Geldings and Entires
 BENCHMARK 60 Handicap - 1200m



26 December 2023 - 17:10

Track Rating: Soft 7, Weather: Overcast, Rail Position: +3m

Section	Overall	1000m	800m	600m	400m	200m
Section Times	1:14.41 [8] (0:12.99)	1:01.42 [4] (0:11.20)	0:50.22 [3] (0:11.88)	0:38.34 [3] (0:12.07)	0:26.27 [5] (0:12.40)	0:13.87 [7] (0:13.87)
Average Speed [km/h]	55.6	64.7	62.1	61.7	58.1	51.9
Top Speed [km/h]	67.4	66.6	64.1	64.7	60.5	55.0
Avg. Dist. to Rail [m]	8.8	4.8	4.3	5.5	6.2	5.2
Avg. Stride Freq. [Hz]	2.5	2.6	2.5	2.5	2.5	2.4
Avg. Stride Length [m]	6.1	7.0	7.0	6.8	6.5	6.1



- [] Ranking at each section and finish
- .-.- No data available at this section
- NA No data available