



Sunshine Coast QLD Professional

Race 4: TAB OPEN Handicap - 1000m

26 December 2023 - 15:12



Track Rating: Soft 7, Weather: Overcast, Rail Position: +3m

Section		Overall	800m	600m	400m	200m	Last 600m					
Field Times		0:57.87 (0:12.51)	0:45.36 (0:10.73)	0:34.63 (0:11.26)	0:23.37 (0:11.26)	0:12.11 (0:12.11)	0:34.63					
Rank	TAB Horse/Jockey	Barrier	Top Speed [km/h]	Fastest Section	Margin					Distance Travelled [m]		
1	8 RELIABLE RUBY Damien Thornton	3	70.5 800m	0:10.67 800m	0:57.87 [1] (0:13.04)	0:44.83 [7] (0:10.67)	0:34.16 [7] (0:11.36)	0:22.80 [7] (0:10.75)	0:12.05 [2] (0:12.05)	0:57.87	0:34.16	
2	5 KAVAK Luke Tarrant	7	70.0 600m	0:10.86 800m	0:58.08 [2] (0:12.66)	0:45.42 [3] (0:10.86)	0:34.56 [6] (0:11.23)	0:23.33 [5] (0:11.28)	0:12.05 [6] (0:12.05)	1L	0:34.56	-1
3	2 WINSIDE Emily Lang	2	70.0 800m	0:10.61 800m	0:58.42 [3] (0:12.63)	0:45.79 [2] (0:10.61)	0:35.18 [1] (0:11.30)	0:23.88 [3] (0:11.31)	0:12.57 [3] (0:12.57)	3L	0:35.18	-3
4	1 LA AMIGO Anthony Allen	5	70.3 800m	0:10.74 800m	0:58.52 [4] (0:12.51)	0:46.01 [1] (0:10.74)	0:35.27 [2] (0:11.27)	0:24.00 [2] (0:11.24)	0:12.76 [1] (0:12.76)	3.4L	0:35.27	+3
5	9 SHOCK AND AWE Robbie Dolan	10	71.3 800m	0:10.73 800m	0:58.52 [5] (0:12.71)	0:45.81 [5] (0:10.73)	0:35.08 [5] (0:11.29)	0:23.79 [4] (0:11.16)	0:12.63 [4] (0:12.63)	3.5L	0:35.08	+1
6	10 STELLAR POWER Samantha Collett	1	69.4 800m	0:10.65 800m	0:59.11 [6] (0:12.67)	0:46.44 [4] (0:10.65)	0:35.79 [3] (0:11.50)	0:24.29 [6] (0:11.53)	0:12.76 [7] (0:12.76)	6.8L	0:35.79	-4
7	6 GOGOL Jai Williams	4	72.2 800m	0:10.61 800m	0:59.21 [7] (0:12.75)	0:46.46 [6] (0:10.61)	0:35.85 [4] (0:11.14)	0:24.71 [1] (0:11.46)	0:13.25 [5] (0:13.25)	7.3L	0:35.85	-1

Scratched: Rejoiced (#3), Fetch (#7), Perseids (#4)

[] Ranking at each section and finish
 -:-:- No data available at this section
 NA No data available

SCN Saddle cloth number
 DNF Did not finish
 DNT Did not track



Horse/Jockey Name	Reliable Ruby
Final Rank	1
Fastest Section Time (Section)	0:10.67 (800m)
Top Speed [km/h] (Section)	70.5 (800m)
Race State	Finished



Sunshine Coast QLD Professional

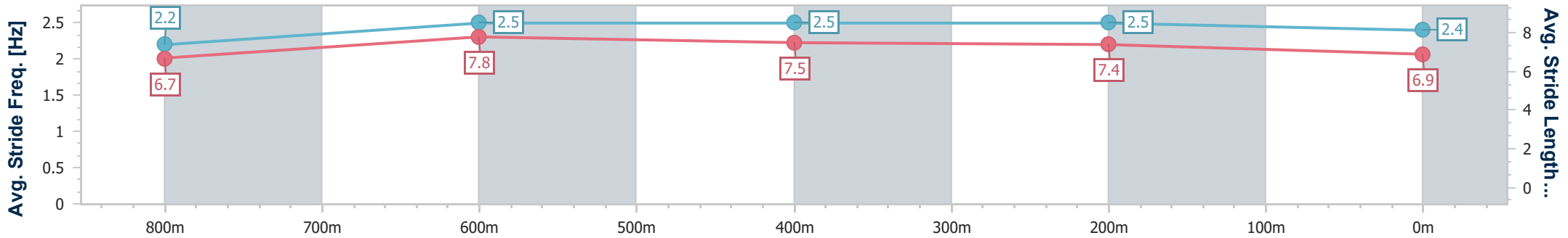
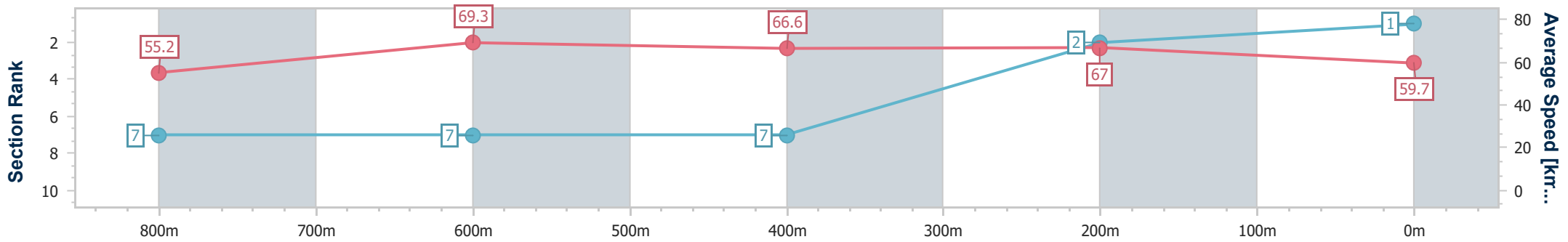
Race 4: TAB OPEN Handicap - 1000m

26 December 2023 - 15:12



Track Rating: Soft 7, Weather: Overcast, Rail Position: +3m

Section	Overall	800m	600m	400m	200m
Section Times	0:57.87 [1] (0:13.04)	0:44.83 [7] (0:10.67)	0:34.16 [7] (0:11.36)	0:22.80 [7] (0:10.75)	0:12.05 [2] (0:12.05)
Average Speed [km/h]	55.2	69.3	66.6	67.0	59.7
Top Speed [km/h]	69.1	70.5	68.0	68.0	65.0
Avg. Dist. to Rail [m]	7.4	6.3	8.6	13.3	13.5
Avg. Stride Freq. [Hz]	2.2	2.5	2.5	2.5	2.4
Avg. Stride Length [m]	6.7	7.8	7.5	7.4	6.9



- [] Ranking at each section and finish
- .-.- No data available at this section
- NA No data available



Horse/Jockey Name	Kavak
Final Rank	2
Fastest Section Time (Section)	0:10.86 (800m)
Top Speed [km/h] (Section)	70.0 (600m)
Race State	Finished



Sunshine Coast QLD Professional

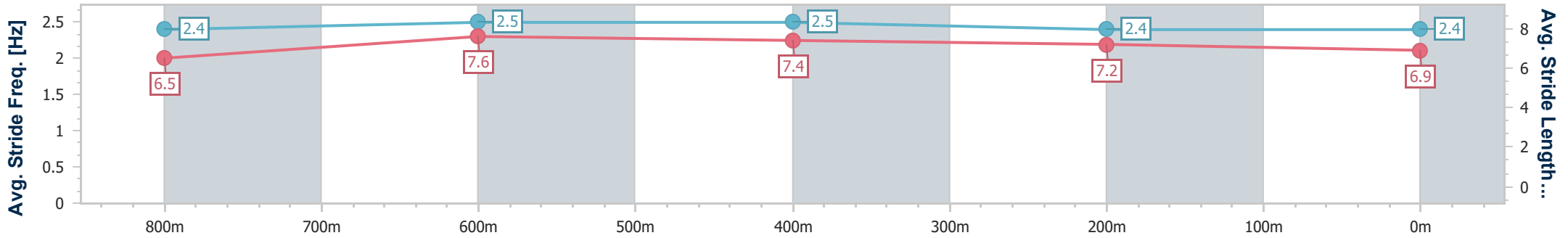
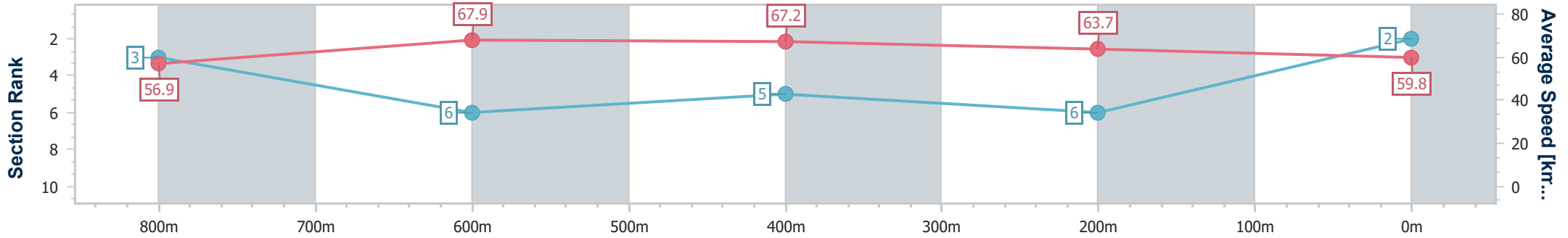
Race 4: TAB OPEN Handicap - 1000m

26 December 2023 - 15:12

Track Rating: Soft 7, Weather: Overcast, Rail Position: +3m



Section	Overall	800m	600m	400m	200m
Section Times	0:58.08 [2] (0:12.66)	0:45.42 [3] (0:10.86)	0:34.56 [6] (0:11.23)	0:23.33 [5] (0:11.28)	0:12.05 [6] (0:12.05)
Average Speed [km/h]	56.9	67.9	67.2	63.7	59.8
Top Speed [km/h]	69.3	69.7	70.0	66.6	62.2
Avg. Dist. to Rail [m]	9.4	5.9	7.8	11.7	8.1
Avg. Stride Freq. [Hz]	2.4	2.5	2.5	2.4	2.4
Avg. Stride Length [m]	6.5	7.6	7.4	7.2	6.9



- [] Ranking at each section and finish
- .-.- No data available at this section
- NA No data available



Horse/Jockey Name	Winside
Final Rank	3
Fastest Section Time (Section)	0:10.61 (800m)
Top Speed [km/h] (Section)	70.0 (800m)
Race State	Finished



Sunshine Coast QLD Professional

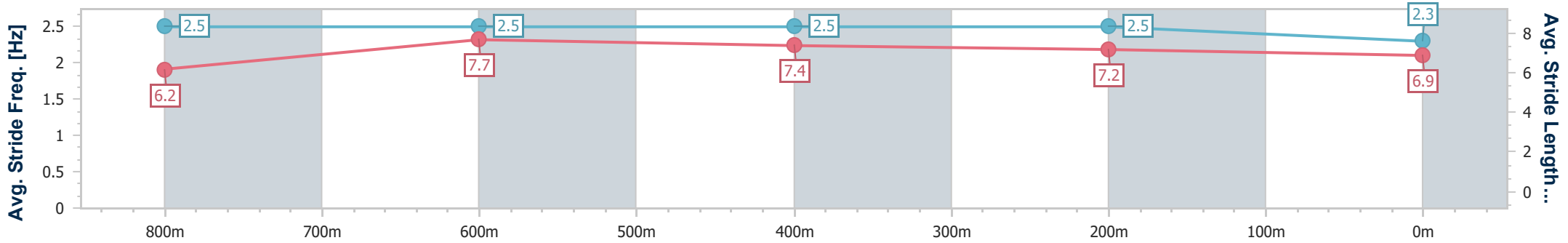
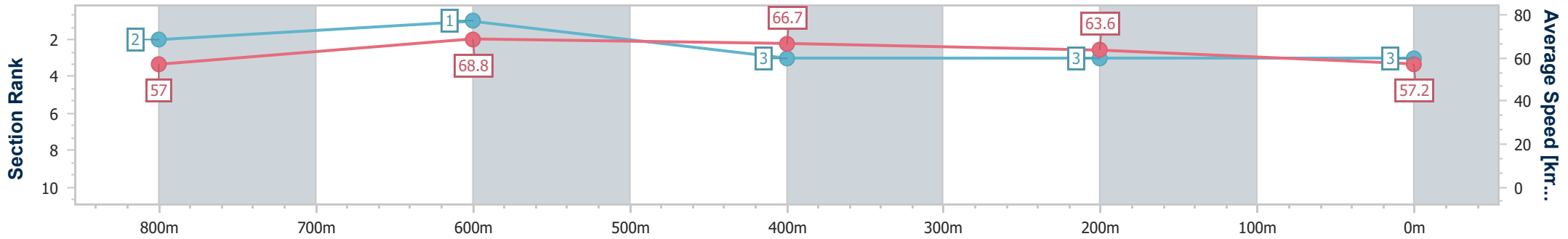
Race 4: TAB OPEN Handicap - 1000m

26 December 2023 - 15:12



Track Rating: Soft 7, Weather: Overcast, Rail Position: +3m

Section	Overall	800m	600m	400m	200m
Section Times	0:58.42 [3] (0:12.63)	0:45.79 [2] (0:10.61)	0:35.18 [1] (0:11.30)	0:23.88 [3] (0:11.31)	0:12.57 [3] (0:12.57)
Average Speed [km/h]	57.0	68.8	66.7	63.6	57.2
Top Speed [km/h]	69.8	70.0	68.8	64.6	61.8
Avg. Dist. to Rail [m]	5.8	3.7	7.8	11.4	10.7
Avg. Stride Freq. [Hz]	2.5	2.5	2.5	2.5	2.3
Avg. Stride Length [m]	6.2	7.7	7.4	7.2	6.9



- [] Ranking at each section and finish
- .-.- No data available at this section
- NA No data available



Horse/Jockey Name	La Amigo
Final Rank	4
Fastest Section Time (Section)	0:10.74 (800m)
Top Speed [km/h] (Section)	70.3 (800m)
Race State	Finished



Sunshine Coast QLD Professional

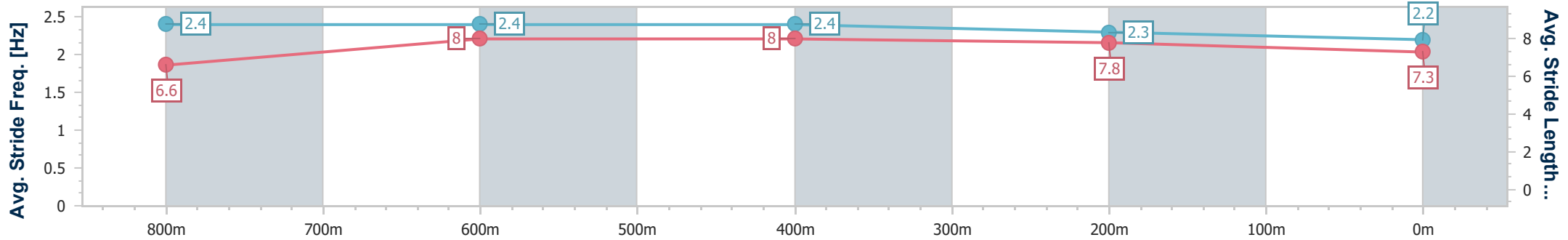
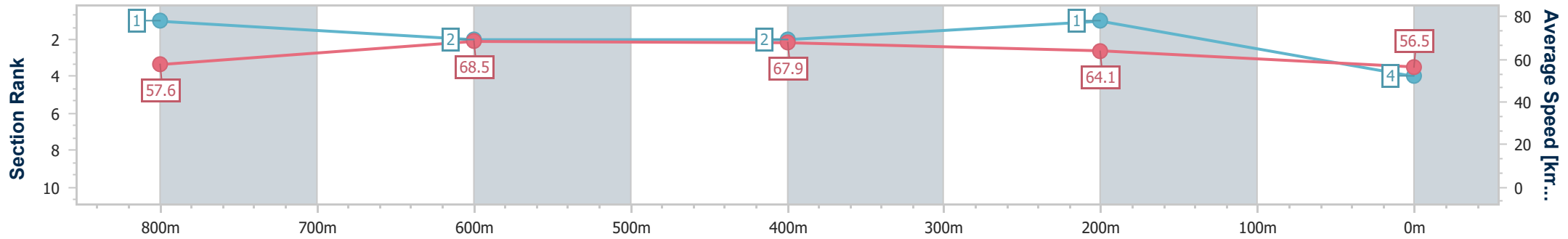
Race 4: TAB OPEN Handicap - 1000m

26 December 2023 - 15:12

Track Rating: Soft 7, Weather: Overcast, Rail Position: +3m



Section	Overall	800m	600m	400m	200m
Section Times	0:58.52 [4] (0:12.51)	0:46.01 [1] (0:10.74)	0:35.27 [2] (0:11.27)	0:24.00 [2] (0:11.24)	0:12.76 [1] (0:12.76)
Average Speed [km/h]	57.6	68.5	67.9	64.1	56.5
Top Speed [km/h]	69.6	70.3	69.5	66.1	61.5
Avg. Dist. to Rail [m]	8.8	6.8	10.1	13.2	13.5
Avg. Stride Freq. [Hz]	2.4	2.4	2.4	2.3	2.2
Avg. Stride Length [m]	6.6	8.0	8.0	7.8	7.3



- [] Ranking at each section and finish
- .-.- No data available at this section
- NA No data available



Horse/Jockey Name	Shock And Awe
Final Rank	5
Fastest Section Time (Section)	0:10.73 (800m)
Top Speed [km/h] (Section)	71.3 (800m)
Race State	Finished



Sunshine Coast QLD Professional

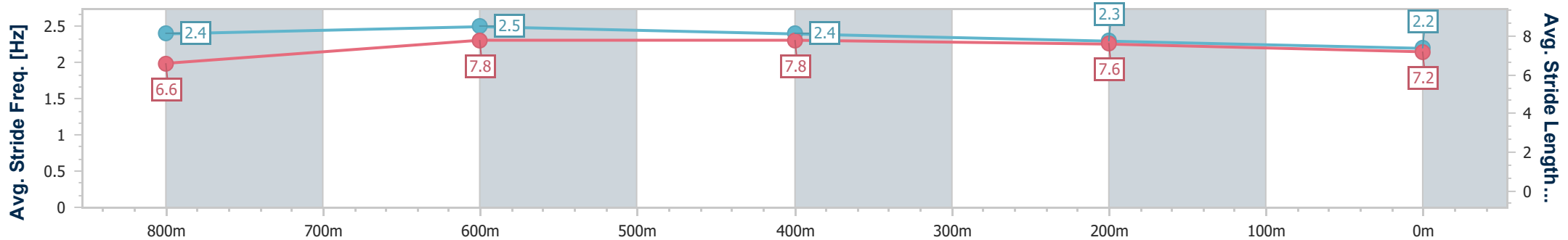
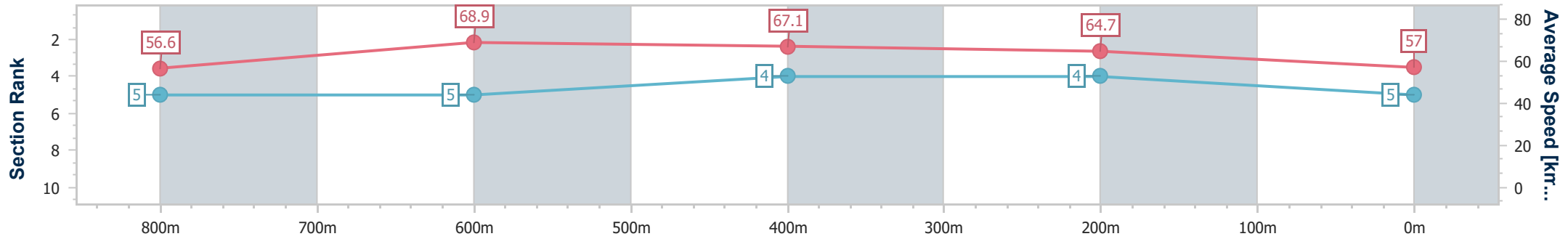
Race 4: TAB OPEN Handicap - 1000m

26 December 2023 - 15:12

Track Rating: Soft 7, Weather: Overcast, Rail Position: +3m



Section	Overall	800m	600m	400m	200m
Section Times	0:58.52 [5] (0:12.71)	0:45.81 [5] (0:10.73)	0:35.08 [5] (0:11.29)	0:23.79 [4] (0:11.16)	0:12.63 [4] (0:12.63)
Average Speed [km/h]	56.6	68.9	67.1	64.7	57.0
Top Speed [km/h]	71.2	71.3	68.5	67.2	60.3
Avg. Dist. to Rail [m]	10.4	7.2	8.8	12.5	13.1
Avg. Stride Freq. [Hz]	2.4	2.5	2.4	2.3	2.2
Avg. Stride Length [m]	6.6	7.8	7.8	7.6	7.2



- [] Ranking at each section and finish
- .-.- No data available at this section
- NA No data available



Horse/Jockey Name	Stellar Power
Final Rank	6
Fastest Section Time (Section)	0:10.65 (800m)
Top Speed [km/h] (Section)	69.4 (800m)
Race State	Finished



Sunshine Coast QLD Professional

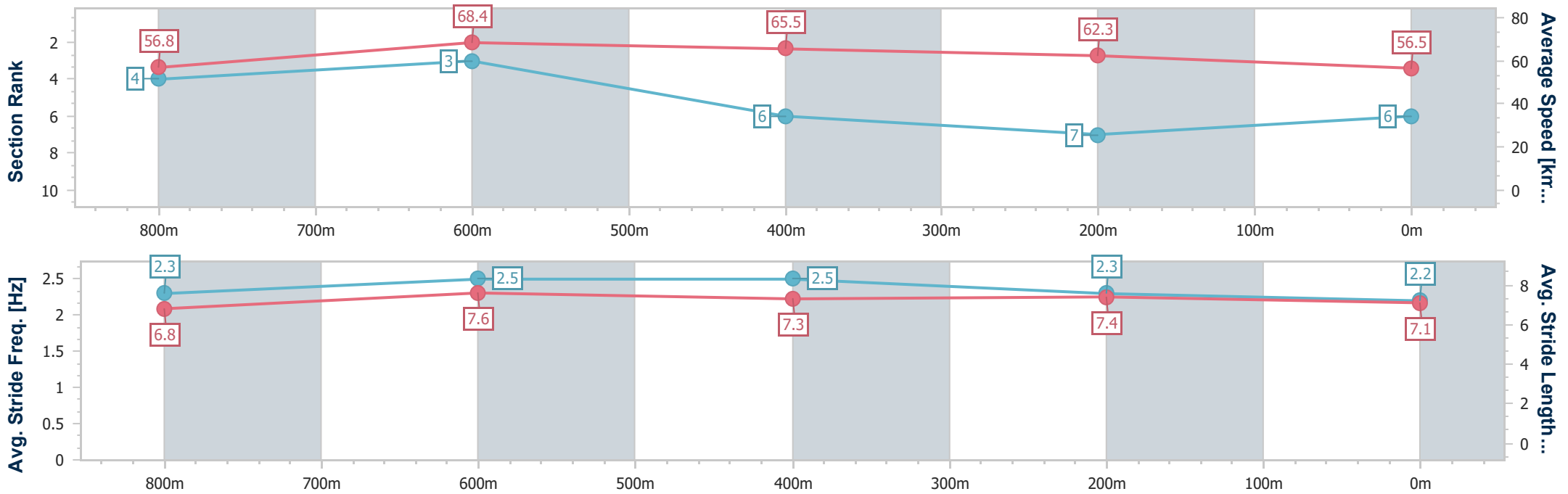
Race 4: TAB OPEN Handicap - 1000m



26 December 2023 - 15:12

Track Rating: Soft 7, Weather: Overcast, Rail Position: +3m

Section	Overall	800m	600m	400m	200m
Section Times	0:59.11 [6] (0:12.67)	0:46.44 [4] (0:10.65)	0:35.79 [3] (0:11.50)	0:24.29 [6] (0:11.53)	0:12.76 [7] (0:12.76)
Average Speed [km/h]	56.8	68.4	65.5	62.3	56.5
Top Speed [km/h]	68.7	69.4	67.8	63.8	60.8
Avg. Dist. to Rail [m]	5.0	3.2	7.8	9.7	10.8
Avg. Stride Freq. [Hz]	2.3	2.5	2.5	2.3	2.2
Avg. Stride Length [m]	6.8	7.6	7.3	7.4	7.1



- [] Ranking at each section and finish
- .-.- No data available at this section
- NA No data available



Horse/Jockey Name	Gogol
Final Rank	7
Fastest Section Time (Section)	0:10.61 (800m)
Top Speed [km/h] (Section)	72.2 (800m)
Race State	Finished



Sunshine Coast QLD Professional

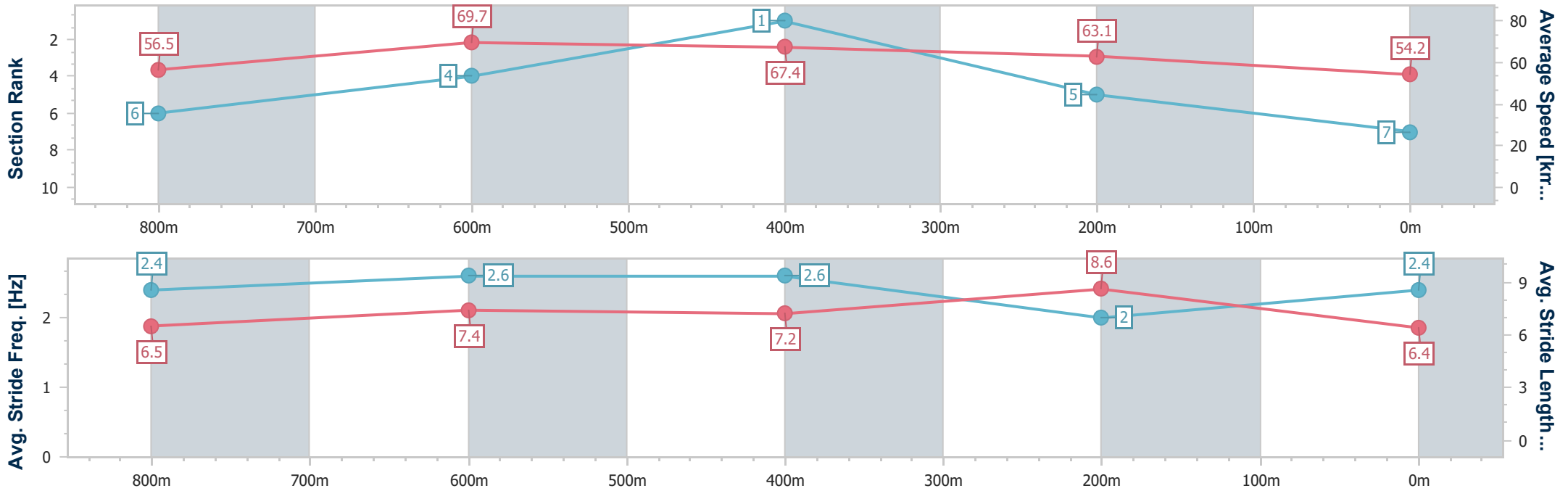
Race 4: TAB OPEN Handicap - 1000m

26 December 2023 - 15:12



Track Rating: Soft 7, Weather: Overcast, Rail Position: +3m

Section	Overall	800m	600m	400m	200m
Section Times	0:59.21 [7] (0:12.75)	0:46.46 [6] (0:10.61)	0:35.85 [4] (0:11.14)	0:24.71 [1] (0:11.46)	0:13.25 [5] (0:13.25)
Average Speed [km/h]	56.5	69.7	67.4	63.1	54.2
Top Speed [km/h]	71.7	72.2	69.1	66.0	61.0
Avg. Dist. to Rail [m]	8.7	6.6	7.6	9.2	7.1
Avg. Stride Freq. [Hz]	2.4	2.6	2.6	2.0	2.4
Avg. Stride Length [m]	6.5	7.4	7.2	8.6	6.4



- [] Ranking at each section and finish
- .-.- No data available at this section
- NA No data available