



Sunshine Coast QLD Professional

Race 1: WIMMERS PREMIUM SOFT DRINKS BENCHMARK 65 Handicap - 1800m

26 December 2023 - 13:18



Track Rating: Soft 7, Weather: Overcast, Rail Position: +3m

Section		Overall	1600m	1400m	1200m	1000m	800m	600m	Last 600m				
Field Times		1:51.29 (0:13.57)	1:37.72 (0:11.53)	1:26.19 (0:11.75)	1:14.44 (0:12.45)	1:01.99 (0:12.86)	0:49.13 (0:12.72)	0:36.41 (0:12.24)	0:36.41				
Rank	TAB Horse/Jockey	Barrier	Top Speed [km/h]	Fastest Section									Distance Travelled [m]
1	7 DIANA'S AFFAIR Ben Thompson	4	64.2 1600m	0:11.54 400m	1:51.29 [1] (0:13.97)	1:37.32 [4] (0:11.74)	1:25.58 [4] (0:11.68)	1:13.90 [4] (0:12.26)	1:01.64 [5] (0:12.88)	0:48.76 [5] (0:12.52)	0:36.24 [4] (0:12.31)	0:36.24	
2	5 ARTS OBJECT Angela Jones	7	63.8 1400m	0:11.63 1400m	1:51.52 [2] (0:13.64)	1:37.88 [2] (0:11.65)	1:26.23 [3] (0:11.63)	1:14.60 [2] (0:12.41)	1:02.19 [2] (0:12.92)	0:49.27 [2] (0:12.63)	0:36.64 [1] (0:12.24)	0:36.64	-1
3	2 RAGING POLE Emily Lang	8	63.1 1400m	0:11.63 1400m	1:51.76 [3] (0:14.04)	1:37.72 [5] (0:12.06)	1:25.66 [6] (0:11.63)	1:14.03 [6] (0:12.09)	1:01.94 [6] (0:12.86)	0:49.08 [6] (0:12.79)	0:36.29 [7] (0:12.10)	0:36.29	+1
4	9 WILLNOTQUIT Robbie Dolan	5	64.3 400m	0:11.45 400m	1:52.10 [4] (0:14.30)	1:37.80 [8] (0:11.93)	1:25.87 [7] (0:11.74)	1:14.13 [7] (0:12.05)	1:02.08 [7] (0:12.77)	0:49.31 [7] (0:12.67)	0:36.64 [6] (0:12.53)	0:36.64	+0
5	3 SPILL THE SECRET Jasper Franklin	9	66.1 1600m	0:11.53 1600m	1:52.28 [5] (0:13.57)	1:38.71 [1] (0:11.53)	1:27.18 [1] (0:11.75)	1:15.43 [1] (0:12.45)	1:02.98 [1] (0:12.86)	0:50.12 [1] (0:12.78)	0:37.34 [2] (0:12.36)	0:37.34	+0
6	8 HARMONY REIGNS Jaden Lloyd	10	63.5 600m	0:11.71 400m	1:52.35 [6] (0:14.21)	1:38.14 [7] (0:12.17)	1:25.97 [8] (0:11.86)	1:14.11 [8] (0:12.13)	1:01.98 [8] (0:12.75)	0:49.23 [8] (0:12.54)	0:36.69 [8] (0:12.21)	0:36.69	+6
7	10 SEERESS Tiffani Brooker	1	63.6 1600m	0:11.63 1400m	1:53.05 [7] (0:14.11)	1:38.94 [6] (0:11.74)	1:27.20 [5] (0:11.63)	1:15.57 [5] (0:12.17)	1:03.40 [4] (0:12.75)	0:50.65 [4] (0:12.73)	0:37.92 [5] (0:12.43)	0:37.92	-1
8	1 GENTLE PRINCE Jai Williams	3	63.7 1600m	0:11.58 1600m	1:55.34 [8] (0:13.67)	1:41.67 [3] (0:11.58)	1:30.09 [2] (0:11.77)	1:18.32 [3] (0:12.42)	1:05.90 [3] (0:12.90)	0:53.00 [3] (0:12.69)	0:40.31 [3] (0:12.41)	0:40.31	-5

[] Ranking at each section and finish
 -:-:- No data available at this section
 NA No data available

SCN Saddle cloth number
 DNF Did not finish
 DNT Did not track



Sunshine Coast QLD Professional

Race 1: WIMMERS PREMIUM SOFT DRINKS BENCHMARK 65 Handicap - 1800m

26 December 2023 - 13:18



Track Rating: Soft 7, Weather: Overcast, Rail Position: +3m

Section				400m	200m			Last 600m			
Field Times				0:24.17 (0:11.78)	0:12.39 (0:12.39)			0:36.41			
Rank	TAB	Horse/Jockey	Barrier	Top Speed [km/h]	Fastest Section	Margin				Distance Travelled [m]	
1	7	DIANA'S AFFAIR Ben Thompson	4	64.2 1600m	0:11.54 400m	0:23.93 [3] (0:11.54)	0:12.39 [1] (0:12.39)	1:51.29		0:36.24	
2	5	ARTS OBJECT Angela Jones	7	63.8 1400m	0:11.63 1400m	0:24.40 [1] (0:11.81)	0:12.59 [2] (0:12.59)	1.3L		0:36.64	-1
3	2	RAGING POLE Emily Lang	8	63.1 1400m	0:11.63 1400m	0:24.19 [6] (0:11.64)	0:12.55 [3] (0:12.55)	2.6L		0:36.29	+1
4	9	WILLNOTQUIT Robbie Dolan	5	64.3 400m	0:11.45 400m	0:24.11 [8] (0:11.45)	0:12.66 [6] (0:12.66)	4.4L		0:36.64	+0
5	3	SPILL THE SECRET Jasper Franklin	9	66.1 1600m	0:11.53 1600m	0:24.98 [2] (0:12.04)	0:12.94 [4] (0:12.94)	5.4L		0:37.34	+0
6	8	HARMONY REIGNS Jaden Lloyd	10	63.5 600m	0:11.71 400m	0:24.48 [7] (0:11.71)	0:12.77 [7] (0:12.77)	5.7L		0:36.69	+6
7	10	SEERESS Tiffani Brooker	1	63.6 1600m	0:11.63 1400m	0:25.49 [5] (0:11.81)	0:13.68 [5] (0:13.68)	9.7L		0:37.92	-1
8	1	GENTLE PRINCE Jai Williams	3	63.7 1600m	0:11.58 1600m	0:27.90 [4] (0:12.51)	0:15.39 [8] (0:15.39)	23L		0:40.31	-5

[] Ranking at each section and finish
 -:-:- No data available at this section
 NA No data available

SCN Saddle cloth number
 DNF Did not finish
 DNT Did not track



Horse/Jockey Name	Diana's Affair
Final Rank	1
Fastest Section Time (Section)	0:11.54 (400m)
Top Speed [km/h] (Section)	64.2 (1600m)
Race State	Finished



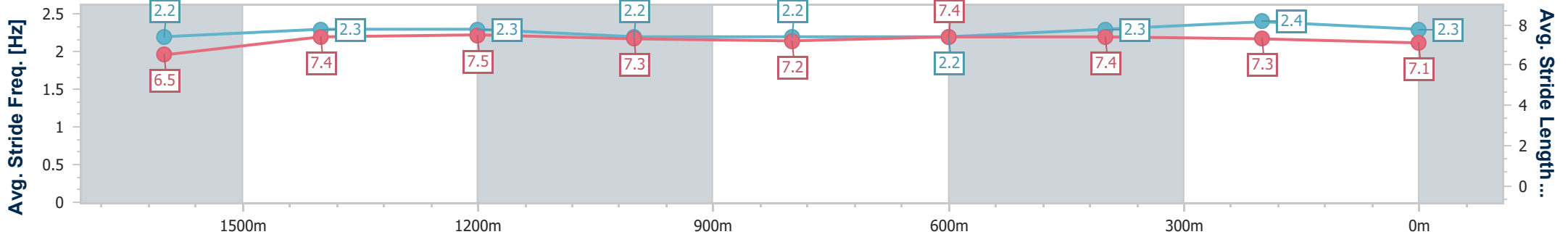
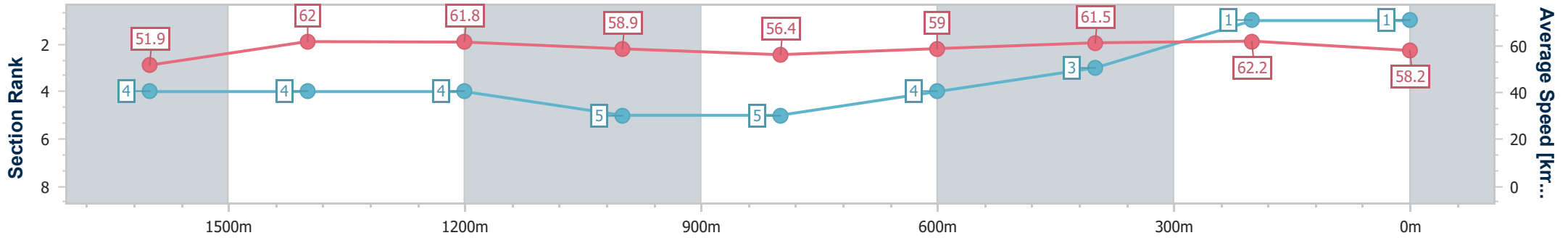
Sunshine Coast QLD Professional
Race 1: WIMMERS PREMIUM SOFT DRINKS BENCHMARK 65
Handicap - 1800m



26 December 2023 - 13:18

Track Rating: Soft 7, Weather: Overcast, Rail Position: +3m

Section	Overall	1600m	1400m	1200m	1000m	800m	600m	400m	200m				
Section Times	1:51.29 [1] (0:13.97)	1:37.32 [4] (0:11.74)	1:25.58 [4] (0:11.68)	1:13.90 [4] (0:12.26)	1:01.64 [5] (0:12.88)	0:48.76 [5] (0:12.52)	0:36.24 [4] (0:12.31)	0:23.93 [3] (0:11.54)	0:12.39 [1] (0:12.39)				
Average Speed [km/h]	51.9	62.0	61.8	58.9	56.4	59.0	61.5	62.2	58.2				
Top Speed [km/h]	60.4	64.2	63.6	59.9	57.8	60.9	62.0	63.9	60.4				
Avg. Dist. to Rail [m]	6.0	2.4	2.6	3.3	2.9	4.7	7.9	11.3	12.7				
Avg. Stride Freq. [Hz]	2.2	2.3	2.3	2.2	2.2	2.2	2.3	2.4	2.3				
Avg. Stride Length [m]	6.5	7.4	7.5	7.3	7.2	7.4	7.4	7.3	7.1				



- [] Ranking at each section and finish
- .-.- No data available at this section
- NA No data available



Horse/Jockey Name	Arts Object
Final Rank	2
Fastest Section Time (Section)	0:11.63 (1400m)
Top Speed [km/h] (Section)	63.8 (1400m)
Race State	Finished



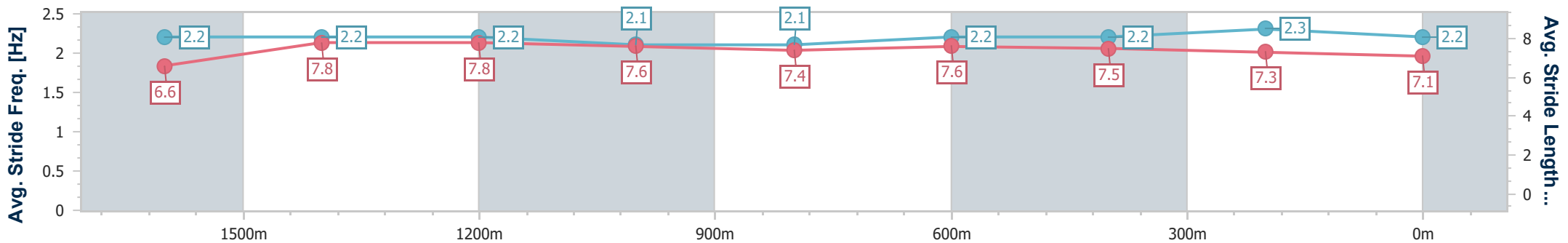
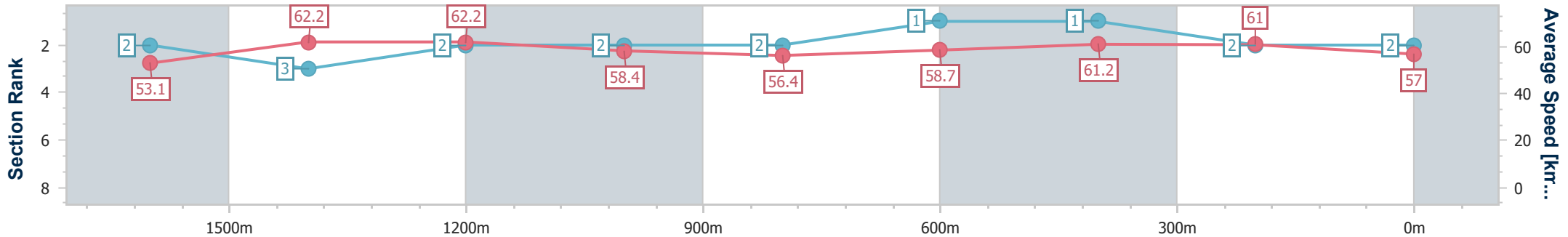
Sunshine Coast QLD Professional
Race 1: WIMMERS PREMIUM SOFT DRINKS BENCHMARK 65
Handicap - 1800m



26 December 2023 - 13:18

Track Rating: Soft 7, Weather: Overcast, Rail Position: +3m

Section	Overall	1600m	1400m	1200m	1000m	800m	600m	400m	200m				
Section Times	1:51.52 [2] (0:13.64)	1:37.88 [2] (0:11.65)	1:26.23 [3] (0:11.63)	1:14.60 [2] (0:12.41)	1:02.19 [2] (0:12.92)	0:49.27 [2] (0:12.63)	0:36.64 [1] (0:12.24)	0:24.40 [1] (0:11.81)	0:12.59 [2] (0:12.59)				
Average Speed [km/h]	53.1	62.2	62.2	58.4	56.4	58.7	61.2	61.0	57.0				
Top Speed [km/h]	60.4	63.5	63.8	59.9	57.5	60.1	62.2	62.1	60.8				
Avg. Dist. to Rail [m]	5.7	1.6	2.9	4.6	4.0	5.2	6.6	9.1	9.9				
Avg. Stride Freq. [Hz]	2.2	2.2	2.2	2.1	2.1	2.2	2.2	2.3	2.2				
Avg. Stride Length [m]	6.6	7.8	7.8	7.6	7.4	7.6	7.5	7.3	7.1				



- [] Ranking at each section and finish
- .-.- No data available at this section
- NA No data available



Horse/Jockey Name	Raging Pole
Final Rank	3
Fastest Section Time (Section)	0:11.63 (1400m)
Top Speed [km/h] (Section)	63.1 (1400m)
Race State	Finished



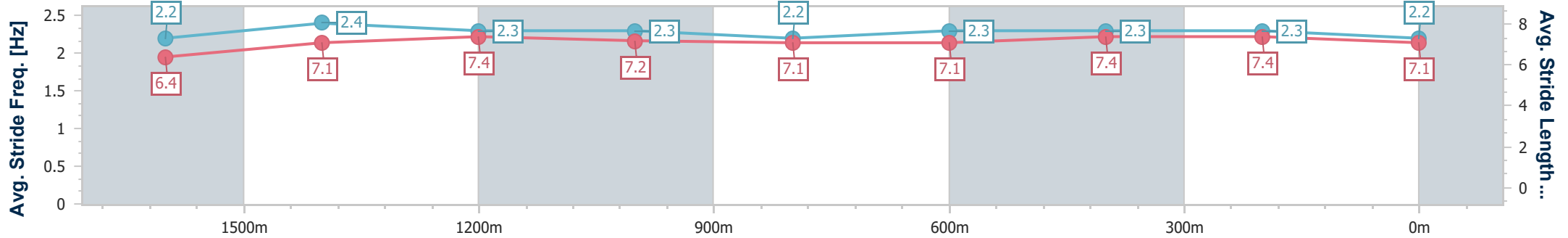
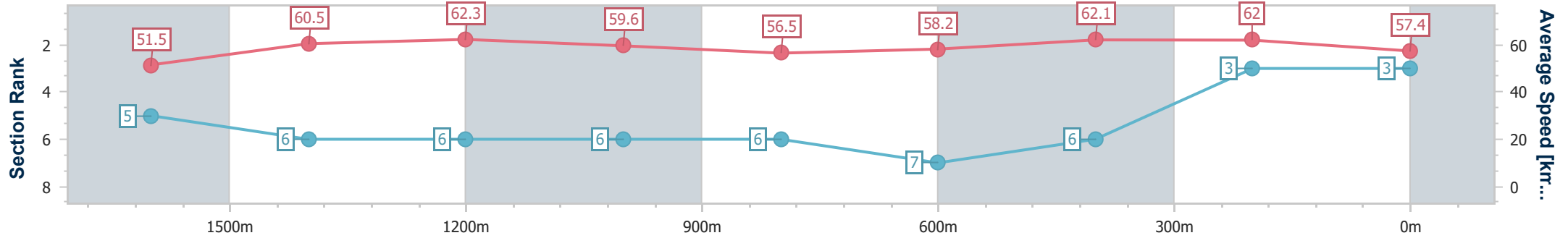
Sunshine Coast QLD Professional
Race 1: WIMMERS PREMIUM SOFT DRINKS BENCHMARK 65
Handicap - 1800m



26 December 2023 - 13:18

Track Rating: Soft 7, Weather: Overcast, Rail Position: +3m

Section	Overall	1600m	1400m	1200m	1000m	800m	600m	400m	200m
Section Times	1:51.76 [3] (0:14.04)	1:37.72 [5] (0:12.06)	1:25.66 [6] (0:11.63)	1:14.03 [6] (0:12.09)	1:01.94 [6] (0:12.86)	0:49.08 [6] (0:12.79)	0:36.29 [7] (0:12.10)	0:24.19 [6] (0:11.64)	0:12.55 [3] (0:12.55)
Average Speed [km/h]	51.5	60.5	62.3	59.6	56.5	58.2	62.1	62.0	57.4
Top Speed [km/h]	59.4	62.1	63.1	61.1	57.7	60.5	63.0	63.0	59.9
Avg. Dist. to Rail [m]	7.4	2.8	2.8	3.3	2.3	5.6	7.3	10.5	11.4
Avg. Stride Freq. [Hz]	2.2	2.4	2.3	2.3	2.2	2.3	2.3	2.3	2.2
Avg. Stride Length [m]	6.4	7.1	7.4	7.2	7.1	7.1	7.4	7.4	7.1



- [] Ranking at each section and finish
- .-.- No data available at this section
- NA No data available



Horse/Jockey Name	Willnotquit
Final Rank	4
Fastest Section Time (Section)	0:11.45 (400m)
Top Speed [km/h] (Section)	64.3 (400m)
Race State	Finished



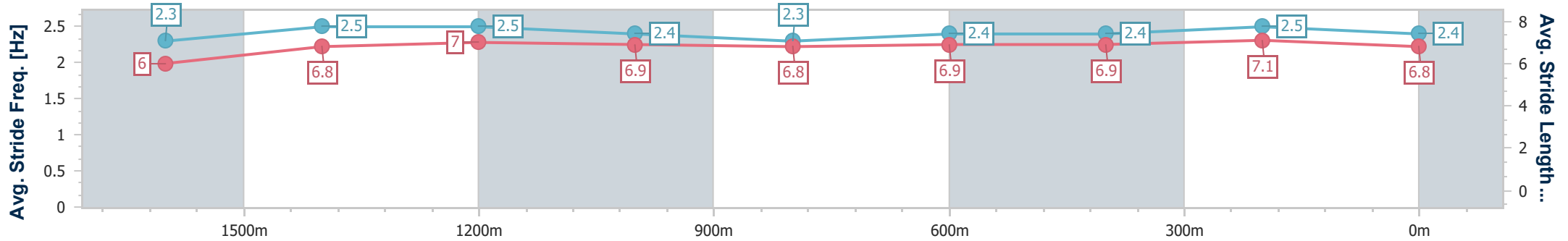
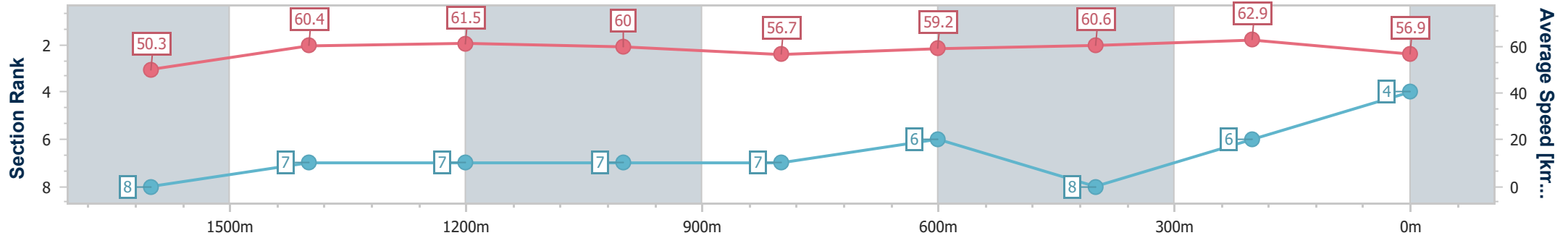
Sunshine Coast QLD Professional
Race 1: WIMMERS PREMIUM SOFT DRINKS BENCHMARK 65
Handicap - 1800m



26 December 2023 - 13:18

Track Rating: Soft 7, Weather: Overcast, Rail Position: +3m

Section	Overall	1600m	1400m	1200m	1000m	800m	600m	400m	200m				
Section Times	1:52.10 [4] (0:14.30)	1:37.80 [8] (0:11.93)	1:25.87 [7] (0:11.74)	1:14.13 [7] (0:12.05)	1:02.08 [7] (0:12.77)	0:49.31 [7] (0:12.67)	0:36.64 [6] (0:12.53)	0:24.11 [8] (0:11.45)	0:12.66 [6]				
Average Speed [km/h]	50.3	60.4	61.5	60.0	56.7	59.2	60.6	62.9	56.9				
Top Speed [km/h]	59.2	61.9	62.3	61.5	58.6	61.0	63.4	64.3	60.9				
Avg. Dist. to Rail [m]	5.2	0.5	1.3	2.8	2.4	6.7	9.6	12.4	13.2				
Avg. Stride Freq. [Hz]	2.3	2.5	2.5	2.4	2.3	2.4	2.4	2.5	2.4				
Avg. Stride Length [m]	6.0	6.8	7.0	6.9	6.8	6.9	6.9	7.1	6.8				



- [] Ranking at each section and finish
- .-.- No data available at this section
- NA No data available



Horse/Jockey Name	Spill The Secret
Final Rank	5
Fastest Section Time (Section)	0:11.53 (1600m)
Top Speed [km/h] (Section)	66.1 (1600m)
Race State	Finished



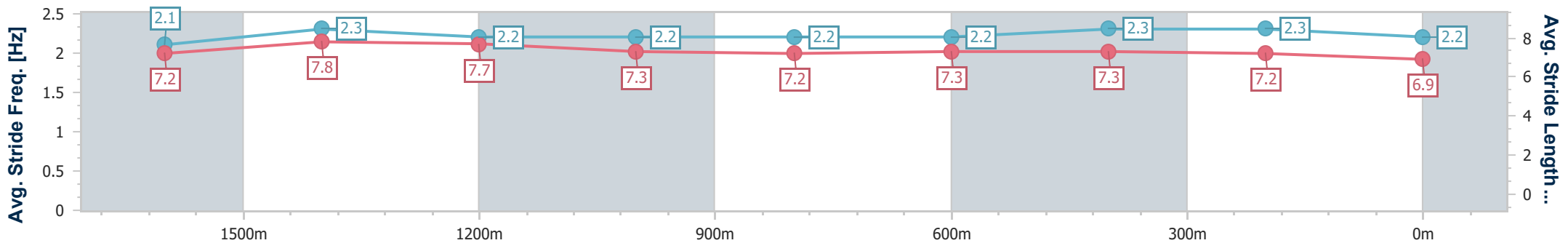
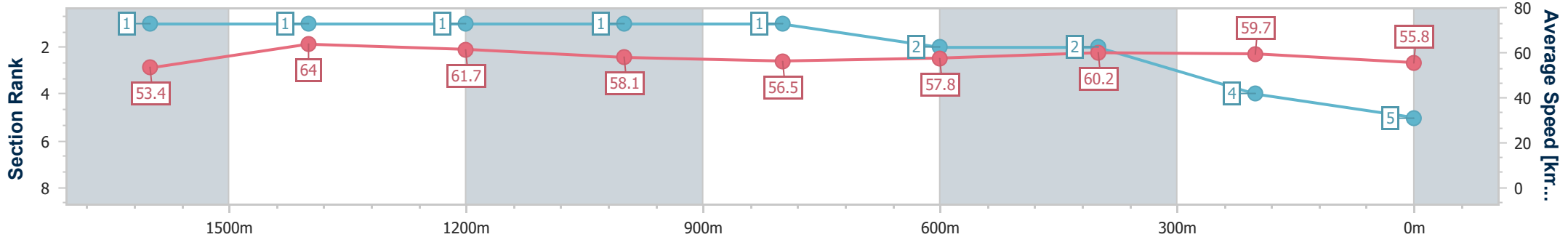
Sunshine Coast QLD Professional
Race 1: WIMMERS PREMIUM SOFT DRINKS BENCHMARK 65
Handicap - 1800m



26 December 2023 - 13:18

Track Rating: Soft 7, Weather: Overcast, Rail Position: +3m

Section	Overall	1600m	1400m	1200m	1000m	800m	600m	400m	200m				
Section Times	1:52.28 [5] (0:13.57)	1:38.71 [1] (0:11.53)	1:27.18 [1] (0:11.75)	1:15.43 [1] (0:12.45)	1:02.98 [1] (0:12.86)	0:50.12 [1] (0:12.78)	0:37.34 [2] (0:12.36)	0:24.98 [2] (0:12.04)	0:12.94 [4] (0:12.94)				
Average Speed [km/h]	53.4	64.0	61.7	58.1	56.5	57.8	60.2	59.7	55.8				
Top Speed [km/h]	61.0	66.1	65.2	59.6	57.7	59.7	60.7	60.9	58.6				
Avg. Dist. to Rail [m]	9.1	5.6	3.3	3.4	2.7	4.9	5.0	4.4	4.3				
Avg. Stride Freq. [Hz]	2.1	2.3	2.2	2.2	2.2	2.2	2.3	2.3	2.2				
Avg. Stride Length [m]	7.2	7.8	7.7	7.3	7.2	7.3	7.3	7.2	6.9				



- [] Ranking at each section and finish
- .-.- No data available at this section
- NA No data available



Horse/Jockey Name	Harmony Reigns
Final Rank	6
Fastest Section Time (Section)	0:11.71 (400m)
Top Speed [km/h] (Section)	63.5 (600m)
Race State	Finished



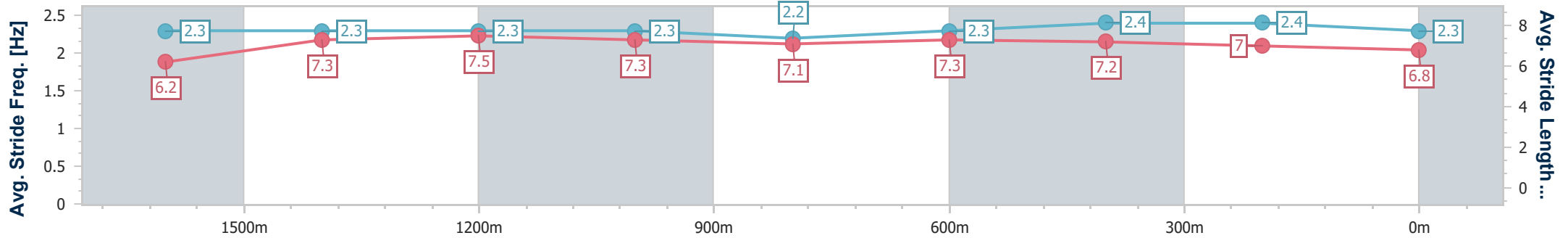
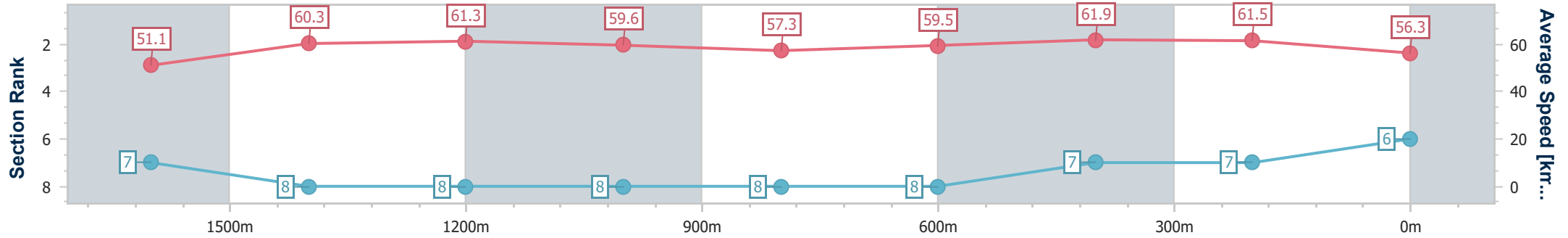
Sunshine Coast QLD Professional
 Race 1: WIMMERS PREMIUM SOFT DRINKS BENCHMARK 65
 Handicap - 1800m



26 December 2023 - 13:18

Track Rating: Soft 7, Weather: Overcast, Rail Position: +3m

Section	Overall	1600m	1400m	1200m	1000m	800m	600m	400m	200m				
Section Times	1:52.35 [6] (0:14.21)	1:38.14 [7] (0:12.17)	1:25.97 [8] (0:11.86)	1:14.11 [8] (0:12.13)	1:01.98 [8] (0:12.75)	0:49.23 [8] (0:12.54)	0:36.69 [8] (0:12.21)	0:24.48 [7] (0:11.71)	0:12.77 [7] (0:12.77)				
Average Speed [km/h]	51.1	60.3	61.3	59.6	57.3	59.5	61.9	61.5	56.3				
Top Speed [km/h]	59.4	62.0	62.2	60.7	59.3	60.6	63.5	63.4	60.0				
Avg. Dist. to Rail [m]	10.3	3.8	4.1	5.1	5.0	6.0	8.3	11.7	14.2				
Avg. Stride Freq. [Hz]	2.3	2.3	2.3	2.3	2.2	2.3	2.4	2.4	2.3				
Avg. Stride Length [m]	6.2	7.3	7.5	7.3	7.1	7.3	7.2	7.0	6.8				



- [] Ranking at each section and finish
- .-.- No data available at this section
- NA No data available



Horse/Jockey Name	Seeress
Final Rank	7
Fastest Section Time (Section)	0:11.63 (1400m)
Top Speed [km/h] (Section)	63.6 (1600m)
Race State	Finished



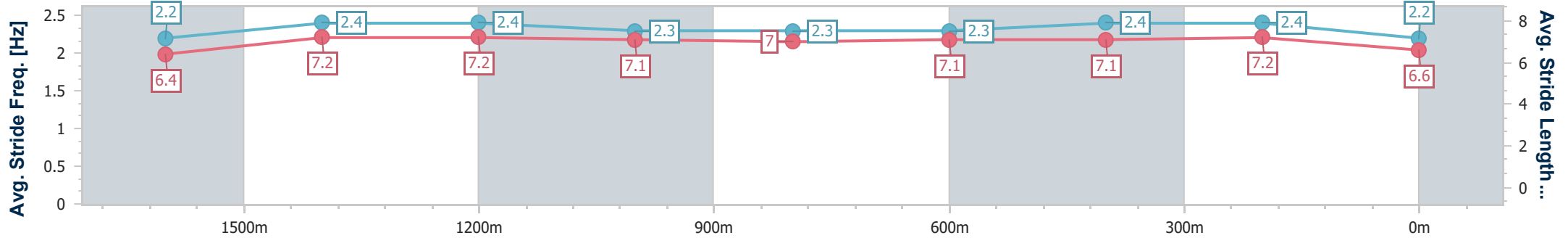
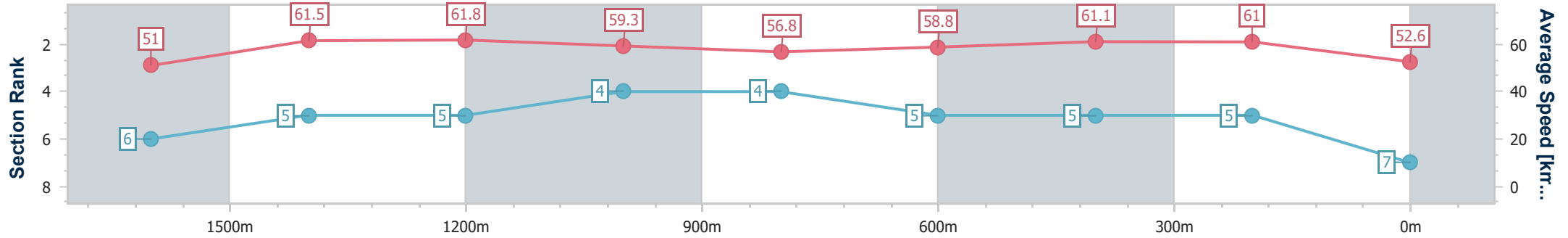
Sunshine Coast QLD Professional
 Race 1: WIMMERS PREMIUM SOFT DRINKS BENCHMARK 65
 Handicap - 1800m



26 December 2023 - 13:18

Track Rating: Soft 7, Weather: Overcast, Rail Position: +3m

Section	Overall	1600m	1400m	1200m	1000m	800m	600m	400m	200m				
Section Times	1:53.05 [7] (0:14.11)	1:38.94 [6] (0:11.74)	1:27.20 [5] (0:11.63)	1:15.57 [5] (0:12.17)	1:03.40 [4] (0:12.75)	0:50.65 [4] (0:12.73)	0:37.92 [5] (0:12.43)	0:25.49 [5] (0:11.81)	0:13.68 [5] (0:13.68)				
Average Speed [km/h]	51.0	61.5	61.8	59.3	56.8	58.8	61.1	61.0	52.6				
Top Speed [km/h]	59.7	63.6	63.3	60.4	57.9	59.9	61.8	62.9	58.2				
Avg. Dist. to Rail [m]	2.7	0.5	0.3	1.5	2.4	6.4	9.2	11.6	9.8				
Avg. Stride Freq. [Hz]	2.2	2.4	2.4	2.3	2.3	2.3	2.4	2.4	2.2				
Avg. Stride Length [m]	6.4	7.2	7.2	7.1	7.0	7.1	7.1	7.2	6.6				



- [] Ranking at each section and finish
- .-.- No data available at this section
- NA No data available



Horse/Jockey Name	Gentle Prince
Final Rank	8
Fastest Section Time (Section)	0:11.58 (1600m)
Top Speed [km/h] (Section)	63.7 (1600m)
Race State	Finished



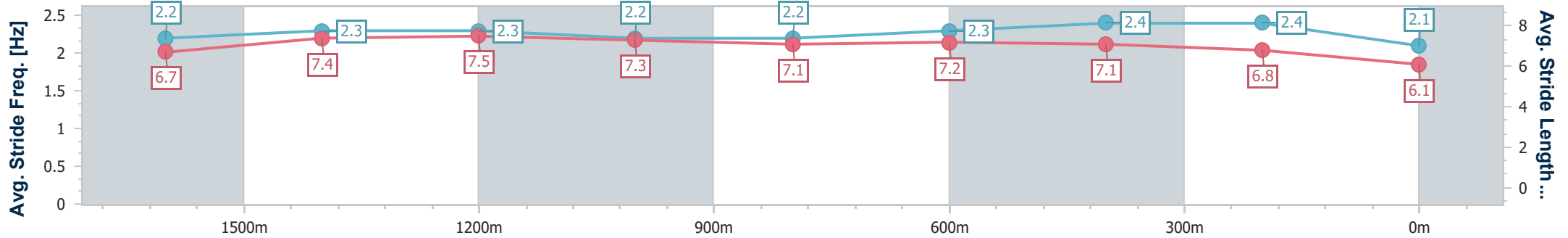
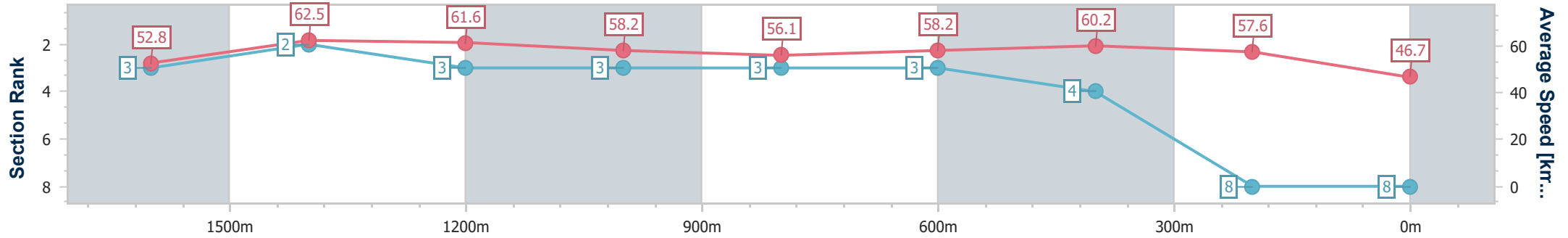
Sunshine Coast QLD Professional
 Race 1: WIMMERS PREMIUM SOFT DRINKS BENCHMARK 65
 Handicap - 1800m



26 December 2023 - 13:18

Track Rating: Soft 7, Weather: Overcast, Rail Position: +3m

Section	Overall	1600m	1400m	1200m	1000m	800m	600m	400m	200m			
Section Times	1:55.34 [8] (0:13.67)	1:41.67 [3] (0:11.58)	1:30.09 [2] (0:11.77)	1:18.32 [3] (0:12.42)	1:05.90 [3] (0:12.90)	0:53.00 [3] (0:12.69)	0:40.31 [3] (0:12.41)	0:27.90 [4] (0:12.51)	0:15.39 [8] (0:15.39)			
Average Speed [km/h]	52.8	62.5	61.6	58.2	56.1	58.2	60.2	57.6	46.7			
Top Speed [km/h]	59.8	63.7	63.2	58.8	59.3	60.1	60.8	60.7	53.6			
Avg. Dist. to Rail [m]	5.3	1.2	2.2	2.9	2.4	4.4	6.2	10.2	12.2			
Avg. Stride Freq. [Hz]	2.2	2.3	2.3	2.2	2.2	2.3	2.4	2.4	2.1			
Avg. Stride Length [m]	6.7	7.4	7.5	7.3	7.1	7.2	7.1	6.8	6.1			



- [] Ranking at each section and finish
- .-.- No data available at this section
- NA No data available