

Track Rating: Heavy 10, Weather: Overcast, Rail Position: +6.5m Entire

Section												Last 600m		
Field Times		Overall	1000m	800m	600m	400m	200m						0:35.48	
		1:06.14 (0:08.25)	0:57.89 (0:11.25)	0:46.64 (0:11.16)	0:35.48 (0:11.49)	0:23.99 (0:11.85)	0:12.14 (0:12.14)							
Rank	TAB	Horse/Jockey	Barrier	Top Speed [km/h]	Fastest Section							Margin	Distance Travelled [m]	
1	2	KOOLED Georgina Cartwright	4	65.9 1000m	0:08.74 Overall	1:06.14 [1] (0:08.74)	0:57.40 [6] (0:11.07)	0:46.33 [4] (0:11.11)	0:35.22 [3] (0:11.47)	0:23.75 [3] (0:11.74)	0:12.01 [2] (0:12.01)	1:06.14	0:35.22	
2	4	JAMAICAN RUMBA Scott Galloway	2	65.7 800m	0:08.25 Overall	1:06.15 [2] (0:08.25)	0:57.90 [1] (0:11.25)	0:46.65 [1] (0:11.16)	0:35.49 [1] (0:11.49)	0:24.00 [1] (0:11.85)	0:12.15 [1] (0:12.15)	0.1L	0:35.49	+2
3	3	AIR MARSHAL James Orman	7	65.7 600m	0:08.71 Overall	1:06.46 [3] (0:08.71)	0:57.75 [5] (0:11.41)	0:46.34 [6] (0:11.24)	0:35.10 [6] (0:11.34)	0:23.76 [6] (0:11.66)	0:12.10 [4] (0:12.10)	1.9L	0:35.10	+5
4	1	FETCH Kyle Wilson-Taylor	8	65.5 800m	0:08.31 Overall	1:06.49 [4] (0:08.31)	0:58.18 [2] (0:11.33)	0:46.85 [2] (0:11.21)	0:35.64 [2] (0:11.40)	0:24.24 [2] (0:11.88)	0:12.36 [3] (0:12.36)	2.1L	0:35.64	+3
5	7	YOUR TOO GOOD Bailey Wheeler	3	65.8 800m	0:08.46 Overall	1:06.89 [5] (0:08.46)	0:58.43 [3] (0:11.40)	0:47.03 [5] (0:11.13)	0:35.90 [4] (0:11.52)	0:24.38 [5] (0:11.87)	0:12.51 [5] (0:12.51)	4.4L	0:35.90	+3
6	9	SERIGALA Nozi Tomizawa	6	66.6 1000m	0:08.50 Overall	1:07.22 [6] (0:08.50)	0:58.72 [4] (0:11.21)	0:47.51 [3] (0:11.28)	0:36.23 [5] (0:11.44)	0:24.79 [4] (0:12.04)	0:12.75 [6] (0:12.75)	6.2L	0:36.23	+7
7	5	SKIDDAW Luke Tarrant	9	64.4 1000m	0:08.97 Overall	1:08.14 [7] (0:08.97)	0:59.17 [7] (0:11.42)	0:47.75 [7] (0:11.28)	0:36.47 [7] (0:11.42)	0:25.05 [7] (0:12.12)	0:12.93 [7] (0:12.93)	11.5L	0:36.47	+1

Scratched: Clover's Prince (#8), In The Blink (#10), The Billionaire (#6)



Horse/Jockey Name	Kooled
Final Rank	1
Fastest Section Time (Section)	0:08.74 (Overall)
Top Speed [km/h] (Section)	65.9 (1000m)
Race State	Finished



Ipswich QLD Professional

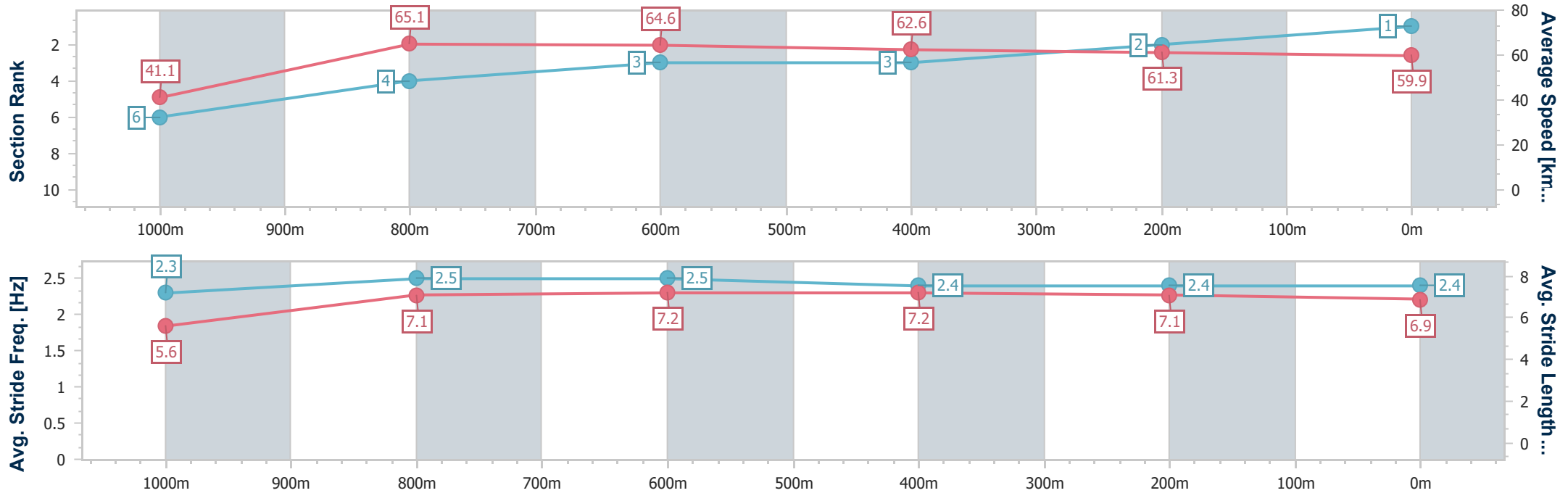
Race 5: BARRIER REEF POOLS Class 5 Handicap - 1100m

24 December 2023 - 14:43

Track Rating: Heavy 10, Weather: Overcast, Rail Position: +6.5m Entire



Section	Overall	1000m	800m	600m	400m	200m
Section Times	1:06.14 [1] (0:08.74)	0:57.40 [6] (0:11.07)	0:46.33 [4] (0:11.11)	0:35.22 [3] (0:11.47)	0:23.75 [3] (0:11.74)	0:12.01 [2] (0:12.01)
Average Speed [km/h]	41.1	65.1	64.6	62.6	61.3	59.9
Top Speed [km/h]	63.9	65.9	65.5	64.6	62.0	61.7
Avg. Dist. to Rail [m]	3.4	0.6	0.4	0.5	1.8	5.3
Avg. Stride Freq. [Hz]	2.3	2.5	2.5	2.4	2.4	2.4
Avg. Stride Length [m]	5.6	7.1	7.2	7.2	7.1	6.9



- [] Ranking at each section and finish
- .-.- No data available at this section
- NA No data available



Horse/Jockey Name	Jamaican Rumba
Final Rank	2
Fastest Section Time (Section)	0:08.25 (Overall)
Top Speed [km/h] (Section)	65.7 (800m)
Race State	Finished



Ipswich QLD Professional

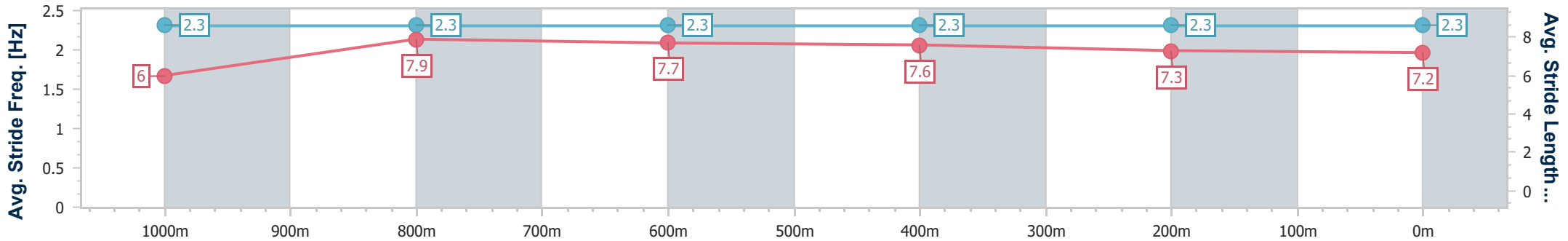
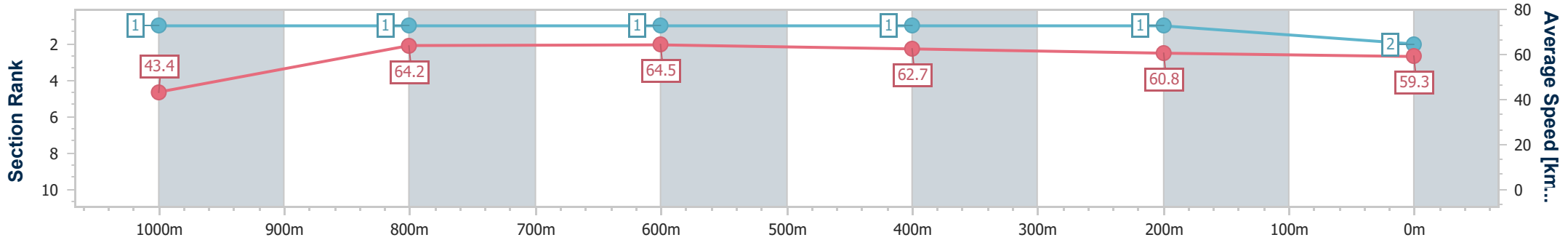
Race 5: BARRIER REEF POOLS Class 5 Handicap - 1100m

24 December 2023 - 14:43

Track Rating: Heavy 10, Weather: Overcast, Rail Position: +6.5m Entire



Section	Overall	1000m	800m	600m	400m	200m
Section Times	1:06.15 [2] (0:08.25)	0:57.90 [1] (0:11.25)	0:46.65 [1] (0:11.16)	0:35.49 [1] (0:11.49)	0:24.00 [1] (0:11.85)	0:12.15 [1] (0:12.15)
Average Speed [km/h]	43.4	64.2	64.5	62.7	60.8	59.3
Top Speed [km/h]	64.1	64.8	65.7	64.2	61.6	60.9
Avg. Dist. to Rail [m]	2.1	0.2	0.4	0.4	1.2	3.9
Avg. Stride Freq. [Hz]	2.3	2.3	2.3	2.3	2.3	2.3
Avg. Stride Length [m]	6.0	7.9	7.7	7.6	7.3	7.2



- [] Ranking at each section and finish
- .-.- No data available at this section
- NA No data available



Horse/Jockey Name	Air Marshal
Final Rank	3
Fastest Section Time (Section)	0:08.71 (Overall)
Top Speed [km/h] (Section)	65.7 (600m)
Race State	Finished



Ipswich QLD Professional

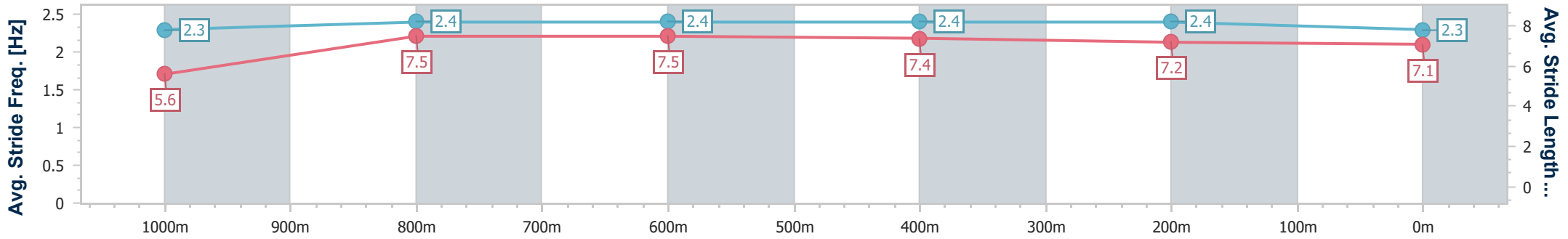
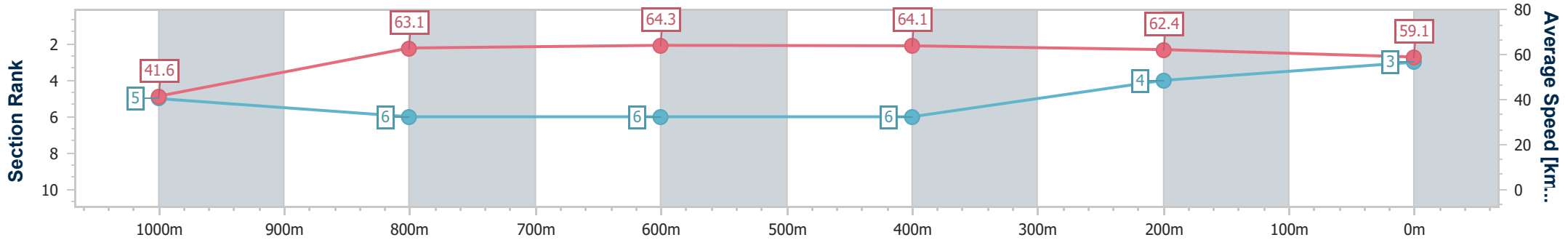
Race 5: BARRIER REEF POOLS Class 5 Handicap - 1100m

24 December 2023 - 14:43

Track Rating: Heavy 10, Weather: Overcast, Rail Position: +6.5m Entire



Section	Overall	1000m	800m	600m	400m	200m
Section Times	1:06.46 [3] (0:08.71)	0:57.75 [5] (0:11.41)	0:46.34 [6] (0:11.24)	0:35.10 [6] (0:11.34)	0:23.76 [6] (0:11.66)	0:12.10 [4] (0:12.10)
Average Speed [km/h]	41.6	63.1	64.3	64.1	62.4	59.1
Top Speed [km/h]	62.7	64.6	65.7	65.7	63.2	62.1
Avg. Dist. to Rail [m]	5.0	1.1	0.8	1.5	3.7	7.0
Avg. Stride Freq. [Hz]	2.3	2.4	2.4	2.4	2.4	2.3
Avg. Stride Length [m]	5.6	7.5	7.5	7.4	7.2	7.1



- [] Ranking at each section and finish
- .-.- No data available at this section
- NA No data available



Horse/Jockey Name	Fetch
Final Rank	4
Fastest Section Time (Section)	0:08.31 (Overall)
Top Speed [km/h] (Section)	65.5 (800m)
Race State	Finished



Ipswich QLD Professional

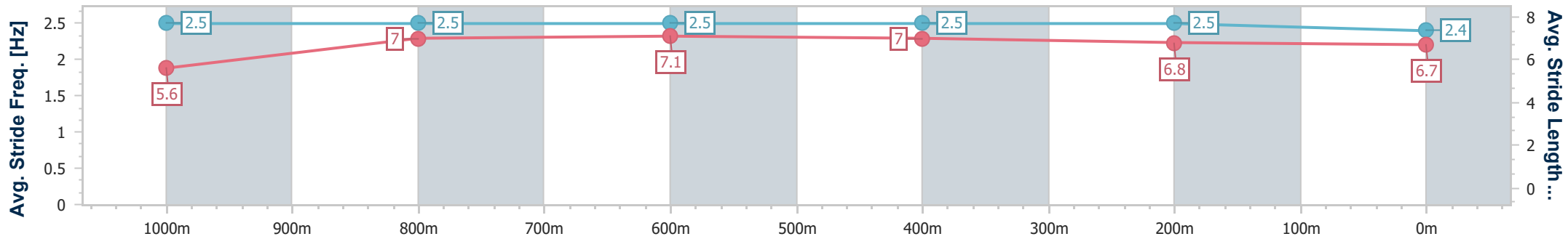
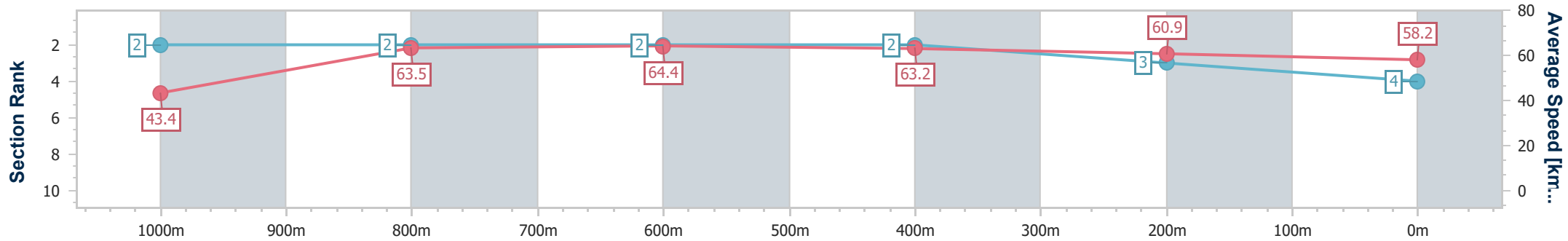
Race 5: BARRIER REEF POOLS Class 5 Handicap - 1100m

24 December 2023 - 14:43

Track Rating: Heavy 10, Weather: Overcast, Rail Position: +6.5m Entire



Section	Overall	1000m	800m	600m	400m	200m
Section Times	1:06.49 [4] (0:08.31)	0:58.18 [2] (0:11.33)	0:46.85 [2] (0:11.21)	0:35.64 [2] (0:11.40)	0:24.24 [2] (0:11.88)	0:12.36 [3] (0:12.36)
Average Speed [km/h]	43.4	63.5	64.4	63.2	60.9	58.2
Top Speed [km/h]	62.6	64.2	65.5	64.5	62.1	61.7
Avg. Dist. to Rail [m]	5.8	1.2	0.7	0.6	2.6	6.7
Avg. Stride Freq. [Hz]	2.5	2.5	2.5	2.5	2.5	2.4
Avg. Stride Length [m]	5.6	7.0	7.1	7.0	6.8	6.7



- [] Ranking at each section and finish
- .-.- No data available at this section
- NA No data available



Horse/Jockey Name	Your Too Good
Final Rank	5
Fastest Section Time (Section)	0:08.46 (Overall)
Top Speed [km/h] (Section)	65.8 (800m)
Race State	Finished



Ipswich QLD Professional

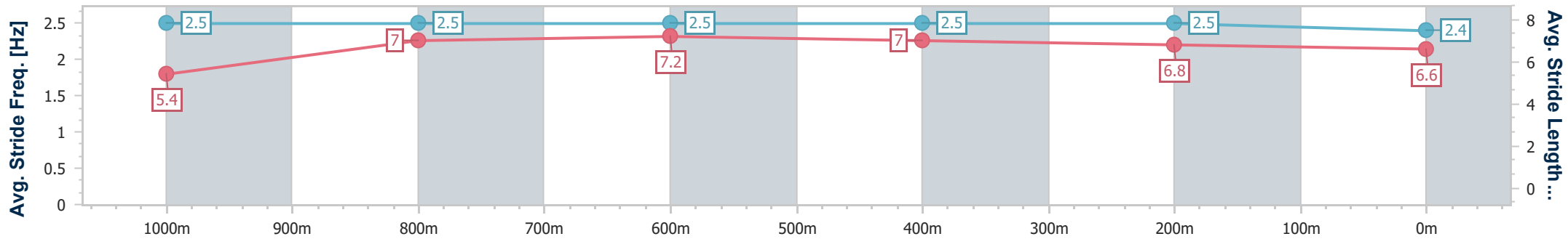
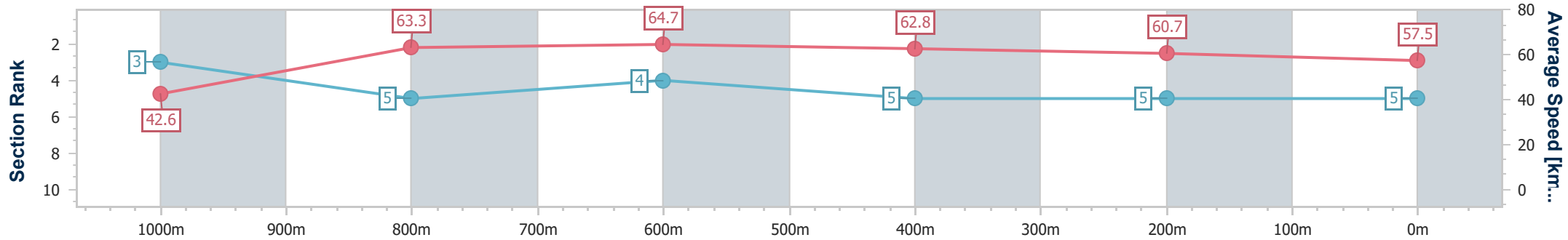
Race 5: BARRIER REEF POOLS Class 5 Handicap - 1100m

24 December 2023 - 14:43

Track Rating: Heavy 10, Weather: Overcast, Rail Position: +6.5m Entire



Section	Overall	1000m	800m	600m	400m	200m
Section Times	1:06.89 [5] (0:08.46)	0:58.43 [3] (0:11.40)	0:47.03 [5] (0:11.13)	0:35.90 [4] (0:11.52)	0:24.38 [5] (0:11.87)	0:12.51 [5] (0:12.51)
Average Speed [km/h]	42.6	63.3	64.7	62.8	60.7	57.5
Top Speed [km/h]	60.7	64.5	65.8	64.5	62.0	60.5
Avg. Dist. to Rail [m]	3.9	1.1	1.0	0.7	1.4	2.4
Avg. Stride Freq. [Hz]	2.5	2.5	2.5	2.5	2.5	2.4
Avg. Stride Length [m]	5.4	7.0	7.2	7.0	6.8	6.6



- [] Ranking at each section and finish
- .-.- No data available at this section
- NA No data available



Horse/Jockey Name	Serigala
Final Rank	6
Fastest Section Time (Section)	0:08.50 (Overall)
Top Speed [km/h] (Section)	66.6 (1000m)
Race State	Finished



Ipswich QLD Professional

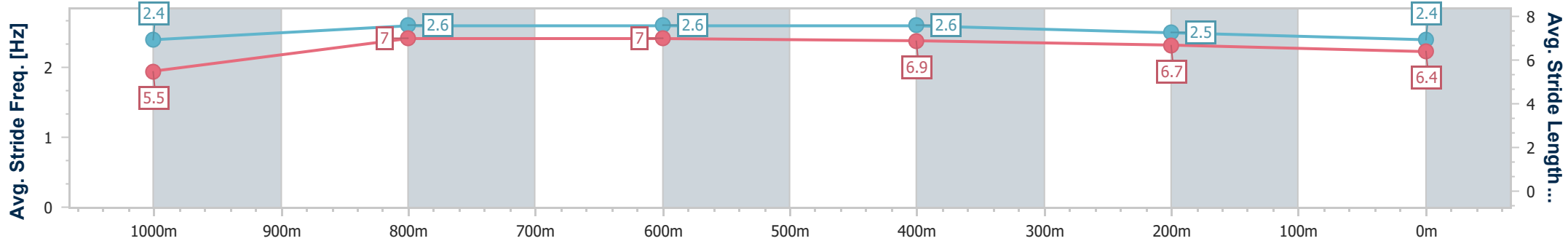
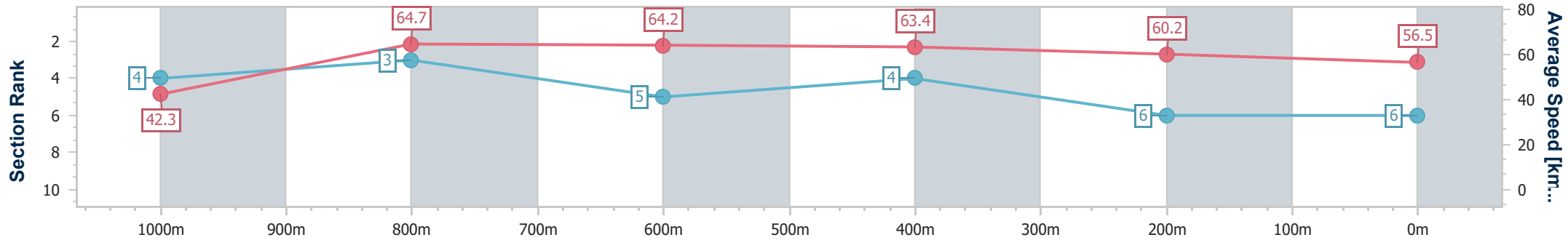
Race 5: BARRIER REEF POOLS Class 5 Handicap - 1100m

24 December 2023 - 14:43

Track Rating: Heavy 10, Weather: Overcast, Rail Position: +6.5m Entire



Section	Overall	1000m	800m	600m	400m	200m
Section Times	1:07.22 [6] (0:08.50)	0:58.72 [4] (0:11.21)	0:47.51 [3] (0:11.28)	0:36.23 [5] (0:11.44)	0:24.79 [4] (0:12.04)	0:12.75 [6] (0:12.75)
Average Speed [km/h]	42.3	64.7	64.2	63.4	60.2	56.5
Top Speed [km/h]	59.7	66.6	65.7	65.2	61.8	58.2
Avg. Dist. to Rail [m]	4.6	2.2	2.1	1.9	2.7	5.9
Avg. Stride Freq. [Hz]	2.4	2.6	2.6	2.6	2.5	2.4
Avg. Stride Length [m]	5.5	7.0	7.0	6.9	6.7	6.4



- [] Ranking at each section and finish
- .-.- No data available at this section
- NA No data available



Horse/Jockey Name	Skiddaw
Final Rank	7
Fastest Section Time (Section)	0:08.97 (Overall)
Top Speed [km/h] (Section)	64.4 (1000m)
Race State	Finished



Ipswich QLD Professional

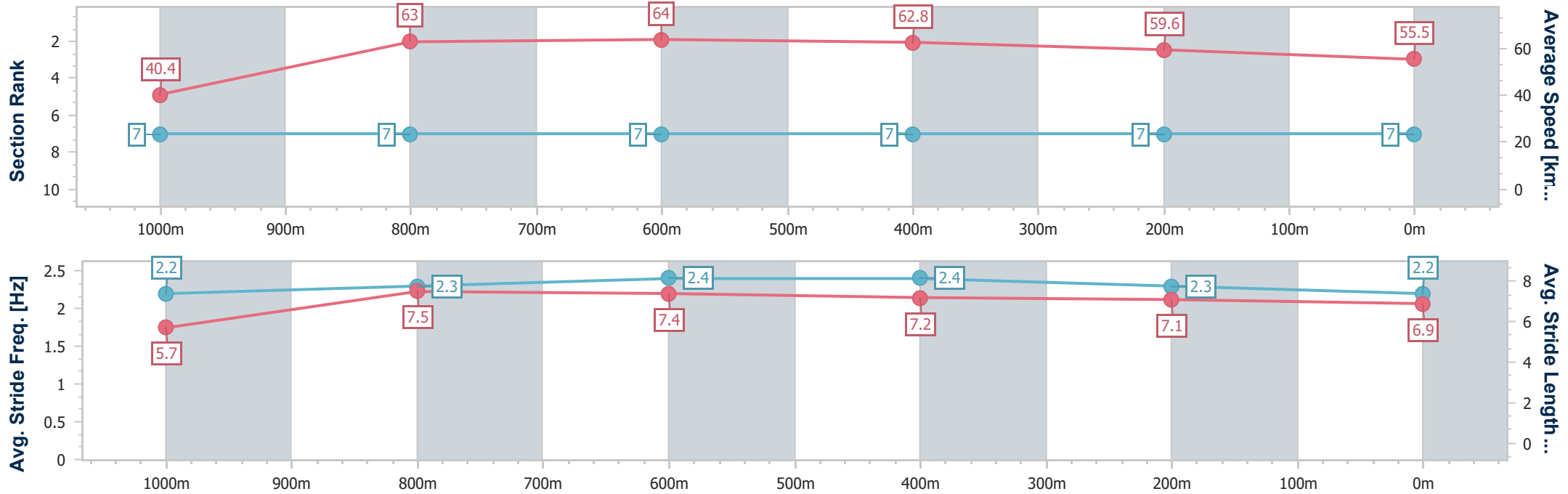
Race 5: BARRIER REEF POOLS Class 5 Handicap - 1100m

24 December 2023 - 14:43

Track Rating: Heavy 10, Weather: Overcast, Rail Position: +6.5m Entire



Section	Overall	1000m	800m	600m	400m	200m
Section Times	1:08.14 [7] (0:08.97)	0:59.17 [7] (0:11.42)	0:47.75 [7] (0:11.28)	0:36.47 [7] (0:11.42)	0:25.05 [7] (0:12.12)	0:12.93 [7] (0:12.93)
Average Speed [km/h]	40.4	63.0	64.0	62.8	59.6	55.5
Top Speed [km/h]	59.9	64.4	64.3	64.2	61.1	58.3
Avg. Dist. to Rail [m]	6.6	0.7	0.3	0.5	1.9	3.2
Avg. Stride Freq. [Hz]	2.2	2.3	2.4	2.4	2.3	2.2
Avg. Stride Length [m]	5.7	7.5	7.4	7.2	7.1	6.9



- [] Ranking at each section and finish
- .-.- No data available at this section
- NA No data available