



**Ipswich QLD Professional**  
**Race 2: BUNDAMBA BEACH PARTY RACEDAY 6 JANUARY Class 3**  
**Handicap - 800m**  
**24 December 2023 - 12:57**



Track Rating: Heavy 10, Weather: Overcast, Rail Position: +6.5m Entire

Section		Overall	600m	400m	200m	Last 600m					
Field Times		0:47.27 (0:13.38)	0:33.89 (0:10.37)	0:23.52 (0:11.17)	0:12.35 (0:12.35)	0:33.89					
Rank	TAB Horse/Jockey	Barrier	Top Speed [km/h]	Fastest Section	Margin			Distance Travelled [m]			
1	9 <b>FLYING RUPERT</b> Georgina Cartwright	4	70.7 600m	0:10.37 600m	0:47.27 [1] (0:13.38)	0:33.89 [1] (0:10.37)	0:23.52 [1] (0:11.17)	0:12.35 [1] (0:12.35)	0:47.27	0:33.89	
2	6 <b>LUCKY BRIZ</b> Micheal Hellyer	2	69.5 Overall	0:10.57 600m	0:47.39 [2] (0:13.64)	0:33.75 [6] (0:10.57)	0:23.18 [3] (0:11.15)	0:12.03 [2] (0:12.03)	0.5L	0:33.75	-1
3	5 <b>SONGZILLA</b> Kyle Wilson-Taylor	5	68.6 600m	0:10.61 600m	0:47.64 [3] (0:13.53)	0:34.11 [3] (0:10.61)	0:23.50 [2] (0:11.25)	0:12.25 [3] (0:12.25)	1.8L	0:34.11	+1
4	1 <b>CLOVER'S PRINCE</b> James Orman	8	69.8 Overall	0:10.73 600m	0:47.66 [4] (0:13.53)	0:34.13 [2] (0:10.73)	0:23.40 [4] (0:11.37)	0:12.03 [4] (0:12.03)	1.9L	0:34.13	+7
5	8 <b>RUSSIAN DIVA</b> Nozi Tomizawa	1	70.9 600m	0:10.34 600m	0:47.70 [5] (0:14.24)	0:33.46 [7] (0:10.34)	0:23.12 [7] (0:11.08)	0:12.04 [5] (0:12.04)	2.1L	0:33.46	+0
6	3 <b>RIVER DANZKA</b> Angela Jones	7	68.3 Overall	0:10.78 600m	0:47.90 [6] (0:13.54)	0:34.36 [4] (0:10.78)	0:23.58 [6] (0:11.47)	0:12.11 [7] (0:12.11)	3.1L	0:34.36	+3
7	10 <b>BONGANI</b> Melea Castle	3	68.8 600m	0:10.68 600m	0:47.96 [7] (0:13.63)	0:34.33 [5] (0:10.68)	0:23.65 [5] (0:11.41)	0:12.24 [6] (0:12.24)	3.3L	0:34.33	+1

Scratched: Uno Moon (#2), Lets Dance Jandy (#7), The Lucky Alien (#4)

[ ] Ranking at each section and finish  
 -:-:- No data available at this section  
 NA No data available

SCN Saddle cloth number  
 DNF Did not finish  
 DNT Did not track



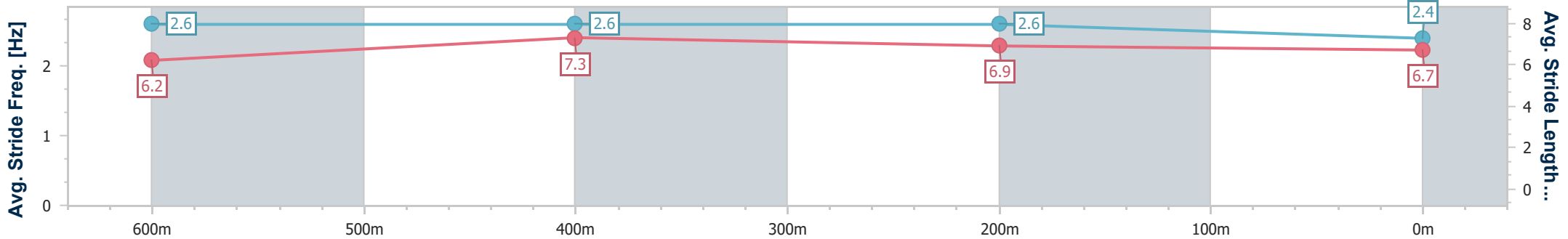
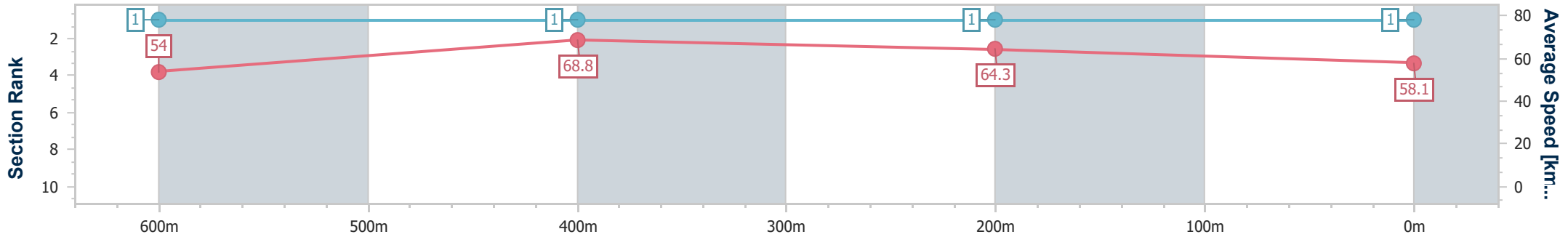
Horse/Jockey Name	Flying Rupert
Final Rank	1
Fastest Section Time (Section)	0:10.37 (600m)
Top Speed [km/h] (Section)	70.7 (600m)
Race State	Finished



Ipswich QLD Professional  
 Race 2: BUNDAMBA BEACH PARTY RACEDAY 6 JANUARY  
 Class 3 Handicap - 800m  
 24 December 2023 - 12:57  
 Track Rating: Heavy 10, Weather: Overcast, Rail Position: +6.5m  
 Entire



Section	Overall	600m	400m	200m
Section Times	0:47.27 [1] (0:13.38)	0:33.89 [1] (0:10.37)	0:23.52 [1] (0:11.17)	0:12.35 [1] (0:12.35)
Average Speed [km/h]	54.0	68.8	64.3	58.1
Top Speed [km/h]	70.4	70.7	66.6	62.3
Avg. Dist. to Rail [m]	3.3	1.6	1.1	0.8
Avg. Stride Freq. [Hz]	2.6	2.6	2.6	2.4
Avg. Stride Length [m]	6.2	7.3	6.9	6.7



- [ ] Ranking at each section and finish
- .-.- No data available at this section
- NA No data available



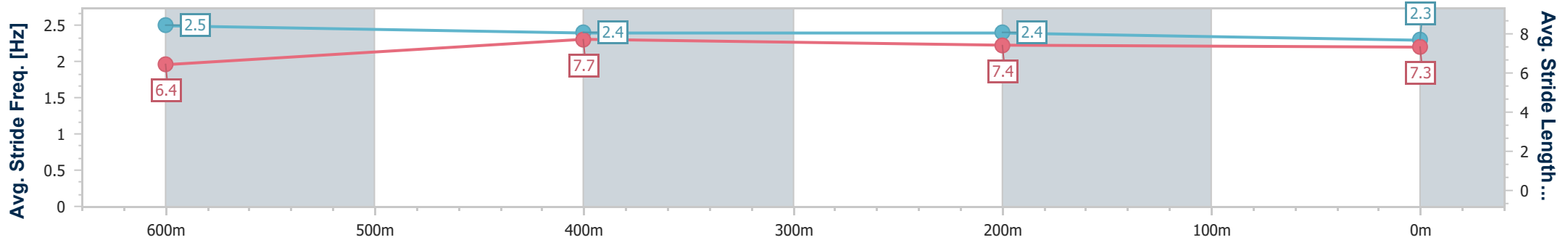
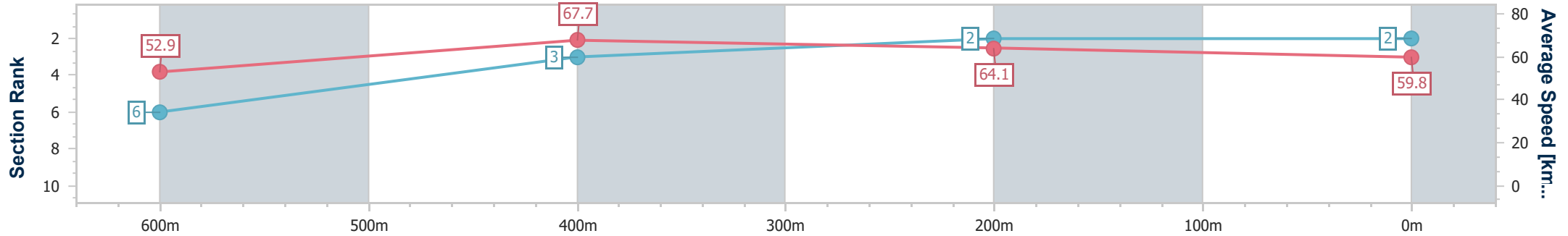
Horse/Jockey Name	Lucky Briz
Final Rank	2
Fastest Section Time (Section)	0:10.57 (600m)
Top Speed [km/h] (Section)	69.5 (Overall)
Race State	Finished



Ipswich QLD Professional  
 Race 2: BUNDAMBA BEACH PARTY RACEDAY 6 JANUARY  
 Class 3 Handicap - 800m  
 24 December 2023 - 12:57  
 Track Rating: Heavy 10, Weather: Overcast, Rail Position: +6.5m  
 Entire



Section	Overall	600m	400m	200m
Section Times	0:47.39 [2] (0:13.64)	0:33.75 [6] (0:10.57)	0:23.18 [3] (0:11.15)	0:12.03 [2] (0:12.03)
Average Speed [km/h]	52.9	67.7	64.1	59.8
Top Speed [km/h]	69.5	69.0	66.0	62.4
Avg. Dist. to Rail [m]	1.7	1.6	1.3	0.4
Avg. Stride Freq. [Hz]	2.5	2.4	2.4	2.3
Avg. Stride Length [m]	6.4	7.7	7.4	7.3



- [ ] Ranking at each section and finish
- .-.- No data available at this section
- NA No data available



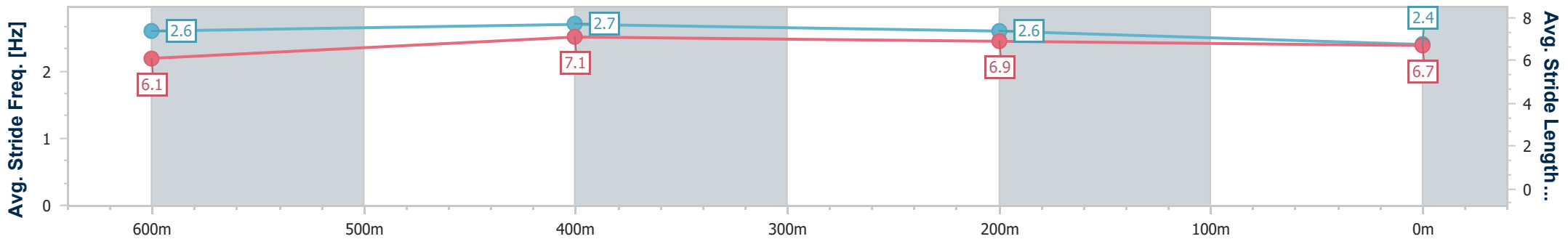
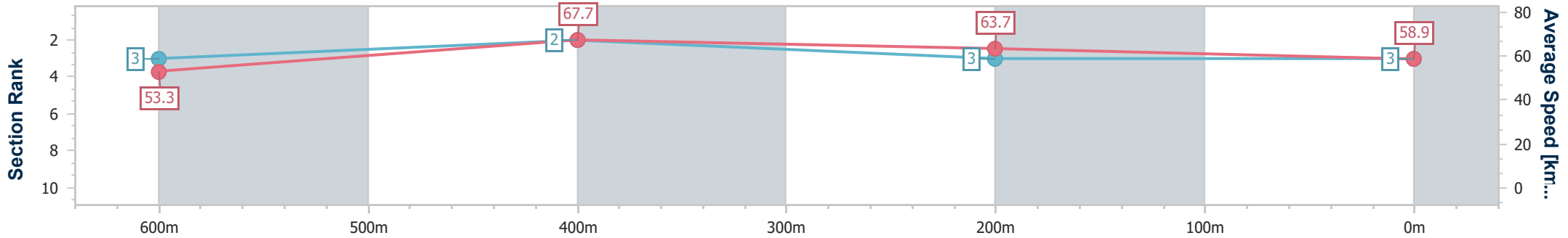
Horse/Jockey Name	Songzilla
Final Rank	3
Fastest Section Time (Section)	0:10.61 (600m)
Top Speed [km/h] (Section)	68.6 (600m)
Race State	Finished



Ipswich QLD Professional  
 Race 2: BUNDAMBA BEACH PARTY RACEDAY 6 JANUARY  
 Class 3 Handicap - 800m  
 24 December 2023 - 12:57  
 Track Rating: Heavy 10, Weather: Overcast, Rail Position: +6.5m  
 Entire



Section	Overall	600m	400m	200m
Section Times	0:47.64 [3] (0:13.53)	0:34.11 [3] (0:10.61)	0:23.50 [2] (0:11.25)	0:12.25 [3] (0:12.25)
Average Speed [km/h]	53.3	67.7	63.7	58.9
Top Speed [km/h]	68.2	68.6	66.1	62.3
Avg. Dist. to Rail [m]	4.5	1.6	0.9	1.4
Avg. Stride Freq. [Hz]	2.6	2.7	2.6	2.4
Avg. Stride Length [m]	6.1	7.1	6.9	6.7



- [ ] Ranking at each section and finish
- .-.- No data available at this section
- NA No data available



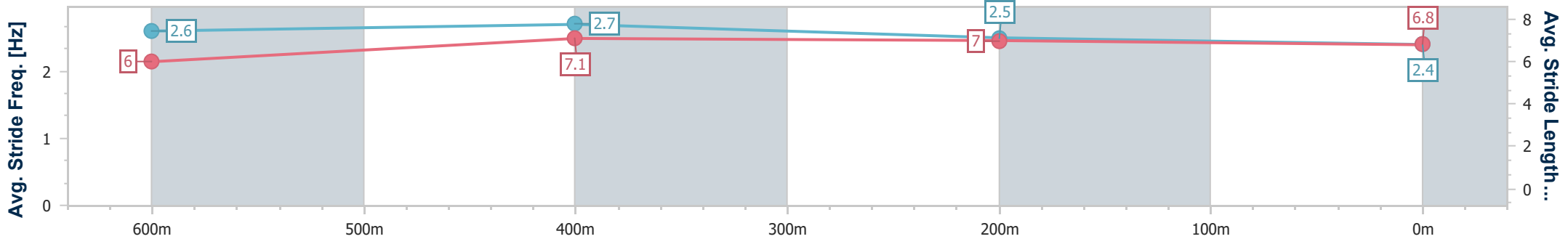
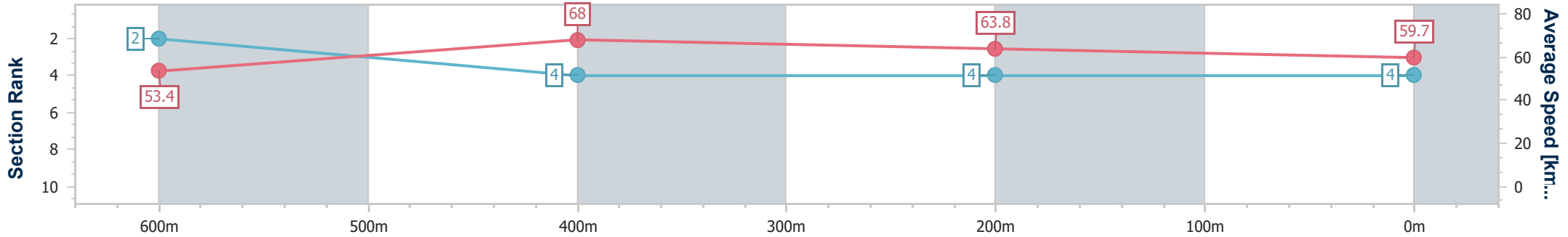
Horse/Jockey Name	Clover's Prince
Final Rank	4
Fastest Section Time (Section)	0:10.73 (600m)
Top Speed [km/h] (Section)	69.8 (Overall)
Race State	Finished



Ipswich QLD Professional  
 Race 2: BUNDAMBA BEACH PARTY RACEDAY 6 JANUARY  
 Class 3 Handicap - 800m  
 24 December 2023 - 12:57  
 Track Rating: Heavy 10, Weather: Overcast, Rail Position: +6.5m  
 Entire



Section	Overall	600m	400m	200m
Section Times	0:47.66 [4] (0:13.53)	0:34.13 [2] (0:10.73)	0:23.40 [4] (0:11.37)	0:12.03 [4] (0:12.03)
Average Speed [km/h]	53.4	68.0	63.8	59.7
Top Speed [km/h]	69.8	69.7	66.2	62.4
Avg. Dist. to Rail [m]	7.0	4.5	3.1	4.0
Avg. Stride Freq. [Hz]	2.6	2.7	2.5	2.4
Avg. Stride Length [m]	6.0	7.1	7.0	6.8



- [ ] Ranking at each section and finish
- .-.- No data available at this section
- NA No data available



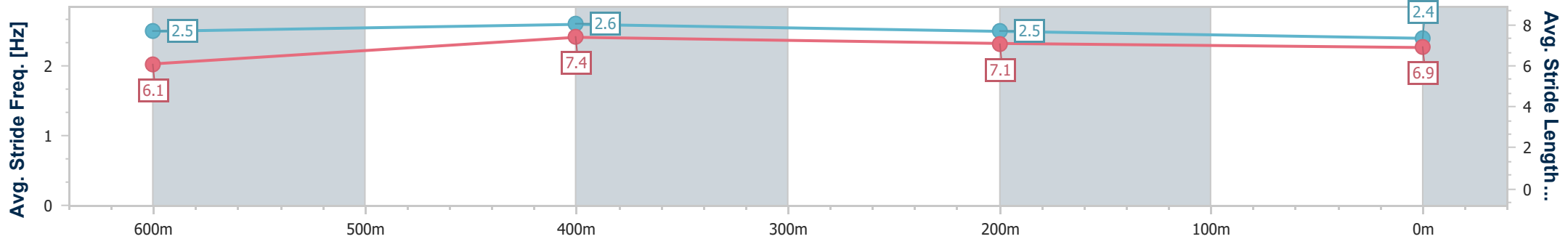
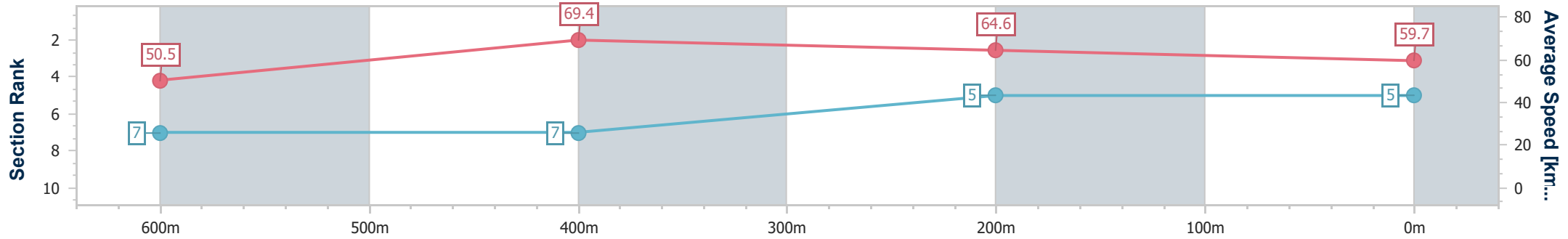
Horse/Jockey Name	Russian Diva
Final Rank	5
Fastest Section Time (Section)	0:10.34 (600m)
Top Speed [km/h] (Section)	70.9 (600m)
Race State	Finished



Ipswich QLD Professional  
 Race 2: BUNDAMBA BEACH PARTY RACEDAY 6 JANUARY  
 Class 3 Handicap - 800m  
 24 December 2023 - 12:57  
 Track Rating: Heavy 10, Weather: Overcast, Rail Position: +6.5m Entire



Section	Overall	600m	400m	200m
Section Times	0:47.70 [5] (0:14.24)	0:33.46 [7] (0:10.34)	0:23.12 [7] (0:11.08)	0:12.04 [5] (0:12.04)
Average Speed [km/h]	50.5	69.4	64.6	59.7
Top Speed [km/h]	69.6	70.9	66.8	62.6
Avg. Dist. to Rail [m]	1.6	1.5	1.3	0.8
Avg. Stride Freq. [Hz]	2.5	2.6	2.5	2.4
Avg. Stride Length [m]	6.1	7.4	7.1	6.9



- [ ] Ranking at each section and finish
- .-.- No data available at this section
- NA No data available



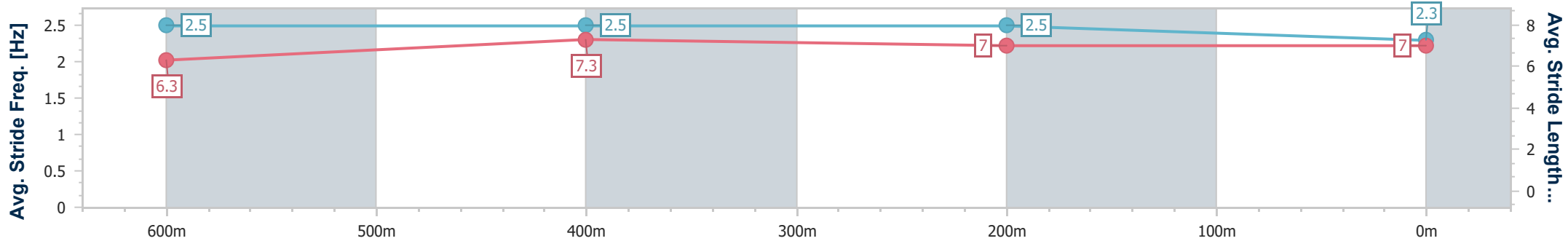
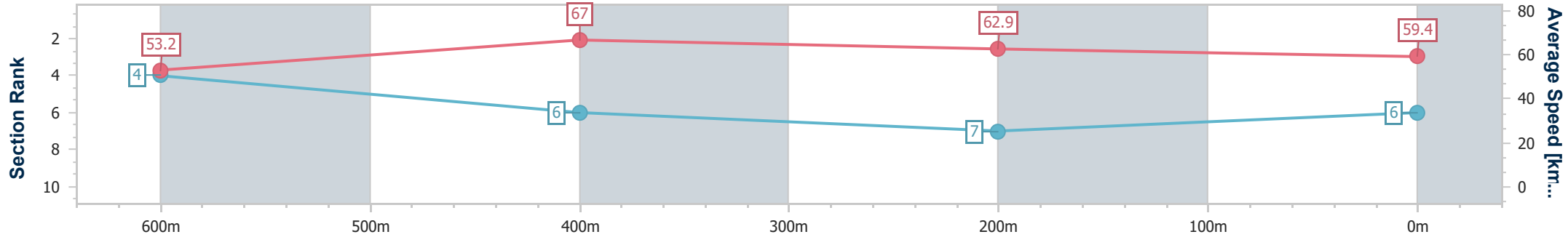
Horse/Jockey Name	River Danzka
Final Rank	6
Fastest Section Time (Section)	0:10.78 (600m)
Top Speed [km/h] (Section)	68.3 (Overall)
Race State	Finished



Ipswich QLD Professional  
 Race 2: BUNDAMBA BEACH PARTY RACEDAY 6 JANUARY  
 Class 3 Handicap - 800m  
 24 December 2023 - 12:57  
 Track Rating: Heavy 10, Weather: Overcast, Rail Position: +6.5m Entire



Section	Overall	600m	400m	200m
Section Times	0:47.90 [6] (0:13.54)	0:34.36 [4] (0:10.78)	0:23.58 [6] (0:11.47)	0:12.11 [7] (0:12.11)
Average Speed [km/h]	53.2	67.0	62.9	59.4
Top Speed [km/h]	68.3	68.3	65.2	62.5
Avg. Dist. to Rail [m]	5.1	1.6	2.0	3.0
Avg. Stride Freq. [Hz]	2.5	2.5	2.5	2.3
Avg. Stride Length [m]	6.3	7.3	7.0	7.0



- [ ] Ranking at each section and finish
- .-.- No data available at this section
- NA No data available



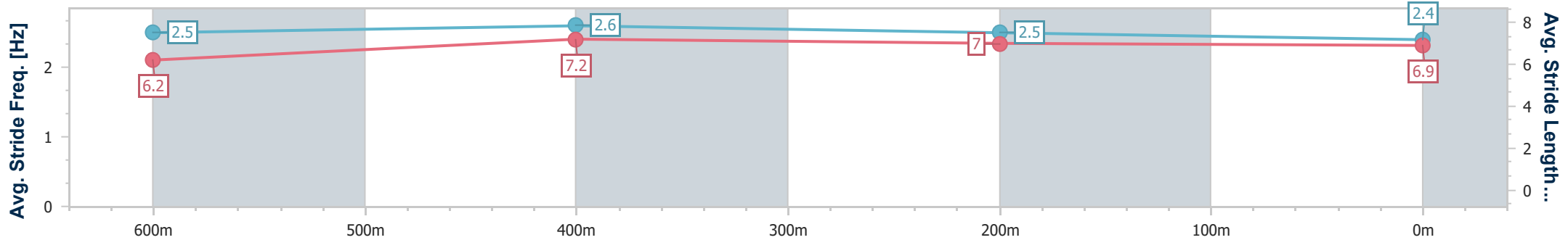
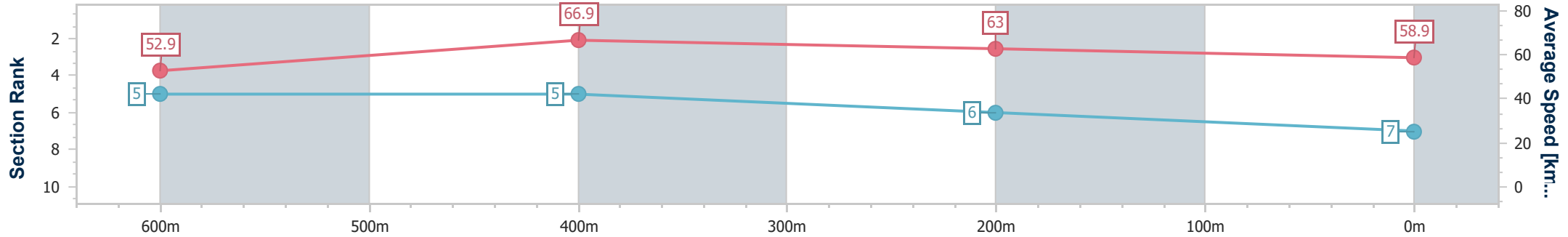
Horse/Jockey Name	Bongani
Final Rank	7
Fastest Section Time (Section)	0:10.68 (600m)
Top Speed [km/h] (Section)	68.8 (600m)
Race State	Finished



Ipswich QLD Professional  
 Race 2: BUNDAMBA BEACH PARTY RACEDAY 6 JANUARY  
 Class 3 Handicap - 800m  
 24 December 2023 - 12:57  
 Track Rating: Heavy 10, Weather: Overcast, Rail Position: +6.5m Entire



Section	Overall	600m	400m	200m
Section Times	0:47.96 [7] (0:13.63)	0:34.33 [5] (0:10.68)	0:23.65 [5] (0:11.41)	0:12.24 [6] (0:12.24)
Average Speed [km/h]	52.9	66.9	63.0	58.9
Top Speed [km/h]	68.6	68.8	64.6	61.3
Avg. Dist. to Rail [m]	2.8	1.4	0.7	1.0
Avg. Stride Freq. [Hz]	2.5	2.6	2.5	2.4
Avg. Stride Length [m]	6.2	7.2	7.0	6.9



- [ ] Ranking at each section and finish
- .-.- No data available at this section
- NA No data available