

Track Rating: Synthetic, Weather: Fine, Rail Position: True

Section		Field Times												
		Overall	1800m	1600m	1400m	1200m	1000m	800m	Last 600m					
		2:02.26 (0:08.14)	1:54.12 (0:11.57)	1:42.55 (0:12.55)	1:30.00 (0:13.19)	1:16.81 (0:12.89)	1:03.92 (0:12.72)	0:51.20 (0:12.68)	0:38.52					
Rank	TAB	Horse/Jockey	Barrier	Top Speed [km/h]	Fastest Section								Distance Travelled [m]	
1	6	THE SEEKER Michael Cahill	3	64.4 1800m	0:08.21 Overall	2:02.26 [1] (0:08.21)	1:54.05 [5] (0:11.65)	1:42.40 [3] (0:12.57)	1:29.83 [3] (0:13.33)	1:16.50 [3] (0:12.82)	1:03.68 [4] (0:12.81)	0:50.87 [3] (0:12.62)	0:38.25	
2	5	SUPER FENKEL Jai Williams	8	63.2 1800m	0:08.16 Overall	2:02.30 [2] (0:08.16)	1:54.14 [4] (0:11.85)	1:42.29 [6] (0:12.66)	1:29.63 [5] (0:13.10)	1:16.53 [4] (0:12.58)	1:03.95 [2] (0:12.80)	0:51.15 [2] (0:12.72)	0:38.43	+0
3	1	DE NILE Andrew Spinks	9	62.4 1800m	0:08.64 Overall	2:03.22 [3] (0:08.64)	1:54.58 [10] (0:12.06)	1:42.52 [10] (0:12.69)	1:29.83 [10] (0:13.40)	1:16.43 [10] (0:12.74)	1:03.69 [10] (0:12.74)	0:50.95 [9] (0:12.21)	0:38.74	+1
4	7	BETTER BELIEVE IT Rikki Jamieson	1	63.3 1800m	0:08.14 Overall	2:04.03 [4] (0:08.14)	1:55.89 [1] (0:11.72)	1:44.17 [2] (0:12.65)	1:31.52 [4] (0:13.29)	1:18.23 [5] (0:12.95)	1:05.28 [5] (0:12.86)	0:52.42 [5] (0:12.71)	0:39.71	-11
5	11	PARIAH ON FIRE Emily Lang	5	64.6 1800m	0:08.15 Overall	2:04.23 [5] (0:08.15)	1:56.08 [3] (0:11.56)	1:44.52 [1] (0:12.55)	1:31.97 [1] (0:13.35)	1:18.62 [2] (0:12.96)	1:05.66 [3] (0:12.90)	0:52.76 [4] (0:12.78)	0:39.98	-16
6	9	BRING THE CHAOS Corey Bayliss	10	63.7 1800m	0:08.46 Overall	2:04.30 [6] (0:08.46)	1:55.84 [8] (0:11.74)	1:44.10 [8] (0:12.81)	1:31.29 [8] (0:13.40)	1:17.89 [8] (0:12.78)	1:05.11 [8] (0:12.95)	0:52.16 [8] (0:12.51)	0:39.65	+2
7	3	LICENCE TO THRILL Nozi Tomizawa	7	65.2 1800m	0:08.53 Overall	2:04.34 [7] (0:08.53)	1:55.81 [9] (0:11.78)	1:44.03 [9] (0:12.82)	1:31.21 [9] (0:13.35)	1:17.86 [9] (0:12.93)	1:04.93 [9] (0:13.05)	0:51.88 [10] (0:12.42)	0:39.46	-8
8	2	KOTONI Jag Guthmann-Chester	6	63.0 1800m	0:08.22 Overall	2:04.80 [8] (0:08.22)	1:56.58 [6] (0:11.77)	1:44.81 [5] (0:12.71)	1:32.10 [6] (0:13.24)	1:18.86 [6] (0:12.85)	1:06.01 [6] (0:12.99)	0:53.02 [6] (0:12.76)	0:40.26	-6
9	4	LUCIFER THE CAT Casey Waddell	11	63.4 1800m	0:08.15 Overall	2:05.17 [9] (0:08.15)	1:57.02 [2] (0:11.78)	1:45.24 [4] (0:12.35)	1:32.89 [2] (0:13.17)	1:19.72 [1] (0:12.89)	1:06.83 [1] (0:12.72)	0:54.11 [1] (0:12.68)	0:41.43	-7
10	8	RED VEGAS Olivia Kendal	4	64.4 1800m	0:08.77 Overall	2:06.23 [10] (0:08.77)	1:57.46 [11] (0:12.05)	1:45.41 [11] (0:12.67)	1:32.74 [11] (0:13.40)	1:19.34 [11] (0:12.84)	1:06.50 [11] (0:13.02)	0:53.48 [11] (0:12.90)	0:40.58	-5



Aquis Park Gold Coast Poly QLD Professional

Race 3: TAB Maiden Plate - 1900m

23 December 2023 - 14:17



Track Rating: Synthetic, Weather: Fine, Rail Position: True

Section	Overall	1800m	1600m	1400m	1200m	1000m	800m	Last 600m						
Field Times	2:02.26 (0:08.14)	1:54.12 (0:11.57)	1:42.55 (0:12.55)	1:30.00 (0:13.19)	1:16.81 (0:12.89)	1:03.92 (0:12.72)	0:51.20 (0:12.68)	0:38.52						
Rank	TAB	Horse/Jockey	Barrier	Top Speed [km/h]	Fastest Section					Distance Travelled [m]				
11	10	MAGIC IN PARIS	2	63.9	0:08.43	2:14.13 [11]	2:05.70 [7]	1:54.04 [7]	1:41.41 [7]	1:28.02 [7]	1:15.09 [7]	1:02.07 [7]	0:48.94	-10
		Chris Taylor		1800m	Overall	(0:08.43)	(0:11.66)	(0:12.63)	(0:13.39)	(0:12.93)	(0:13.02)	(0:13.13)		

[] Ranking at each section and finish
 -:-:- No data available at this section
 NA No data available

SCN Saddle cloth number
 DNF Did not finish
 DNT Did not track

Track Rating: Synthetic, Weather: Fine, Rail Position: True

Section				600m	400m	200m			Last 600m	
Field Times				0:38.52 (0:12.67)	0:25.85 (0:12.87)	0:12.98 (0:12.98)			0:38.52	
Rank	TAB	Horse/Jockey	Barrier	Top Speed [km/h]	Fastest Section	Margin			Distance Travelled [m]	
1	6	THE SEEKER Michael Cahill	3	64.4 1800m	0:08.21 Overall	0:38.25 [3] (0:12.50)	0:25.75 [3] (0:12.88)	0:12.87 [2] (0:12.87)	2:02.26	0:38.25
2	5	SUPER FENKEL Jai Williams	8	63.2 1800m	0:08.16 Overall	0:38.43 [2] (0:12.54)	0:25.89 [1] (0:12.87)	0:13.02 [1] (0:13.02)	0.2L	0:38.43 +0
3	1	DE NILE Andrew Spinks	9	62.4 1800m	0:08.64 Overall	0:38.74 [6] (0:12.37)	0:26.37 [5] (0:12.84)	0:13.53 [3] (0:13.53)	5.5L	0:38.74 +1
4	7	BETTER BELIEVE IT Rikki Jamieson	1	63.3 1800m	0:08.14 Overall	0:39.71 [5] (0:12.59)	0:27.12 [6] (0:13.24)	0:13.88 [4] (0:13.88)	10.3L	0:39.71 -11
5	11	PARIAH ON FIRE Emily Lang	5	64.6 1800m	0:08.15 Overall	0:39.98 [4] (0:12.47)	0:27.51 [4] (0:13.46)	0:14.05 [5] (0:14.05)	11.3L	0:39.98 -16
6	9	BRING THE CHAOS Corey Bayliss	10	63.7 1800m	0:08.46 Overall	0:39.65 [8] (0:12.67)	0:26.98 [7] (0:13.23)	0:13.75 [7] (0:13.75)	11.6L	0:39.65 +2
7	3	LICENCE TO THRILL Nozi Tomizawa	7	65.2 1800m	0:08.53 Overall	0:39.46 [9] (0:12.50)	0:26.96 [8] (0:13.22)	0:13.74 [8] (0:13.74)	11.8L	0:39.46 -8
8	2	KOTONI Jag Guthmann-Chester	6	63.0 1800m	0:08.22 Overall	0:40.26 [7] (0:12.87)	0:27.39 [9] (0:13.24)	0:14.15 [9] (0:14.15)	14.3L	0:40.26 -6
9	4	LUCIFER THE CAT Casey Waddell	11	63.4 1800m	0:08.15 Overall	0:41.43 [1] (0:12.73)	0:28.70 [2] (0:13.90)	0:14.80 [6] (0:14.80)	16.3L	0:41.43 -7
10	8	RED VEGAS Olivia Kendal	4	64.4 1800m	0:08.77 Overall	0:40.58 [11] (0:12.88)	0:27.70 [10] (0:13.46)	0:14.24 [10] (0:14.24)	22.3L	0:40.58 -5



Aquis Park Gold Coast Poly QLD Professional

Race 3: TAB Maiden Plate - 1900m

23 December 2023 - 14:17



Track Rating: Synthetic, Weather: Fine, Rail Position: True

Section		600m	400m	200m				Last 600m	
Field Times		0:38.52 (0:12.67)	0:25.85 (0:12.87)	0:12.98 (0:12.98)				0:38.52	
Rank	TAB Horse/Jockey	Barrier	Top Speed [km/h]	Fastest Section	Margin			Distance Travelled [m]	
11	10 MAGIC IN PARIS Chris Taylor	2	63.9 1800m	0:08.43 Overall	0:48.94 [10] (0:13.38)	0:35.56 [11] (0:14.30)	0:21.26 [11] (0:21.26)	68.6L	0:48.94 -10

[] Ranking at each section and finish
 -:-:- No data available at this section
 NA No data available

SCN Saddle cloth number
 DNF Did not finish
 DNT Did not track



Horse/Jockey Name	The Seeker
Final Rank	1
Fastest Section Time (Section)	0:08.21 (Overall)
Top Speed [km/h] (Section)	64.4 (1800m)
Race State	Finished



Aquis Park Gold Coast Poly QLD Professional

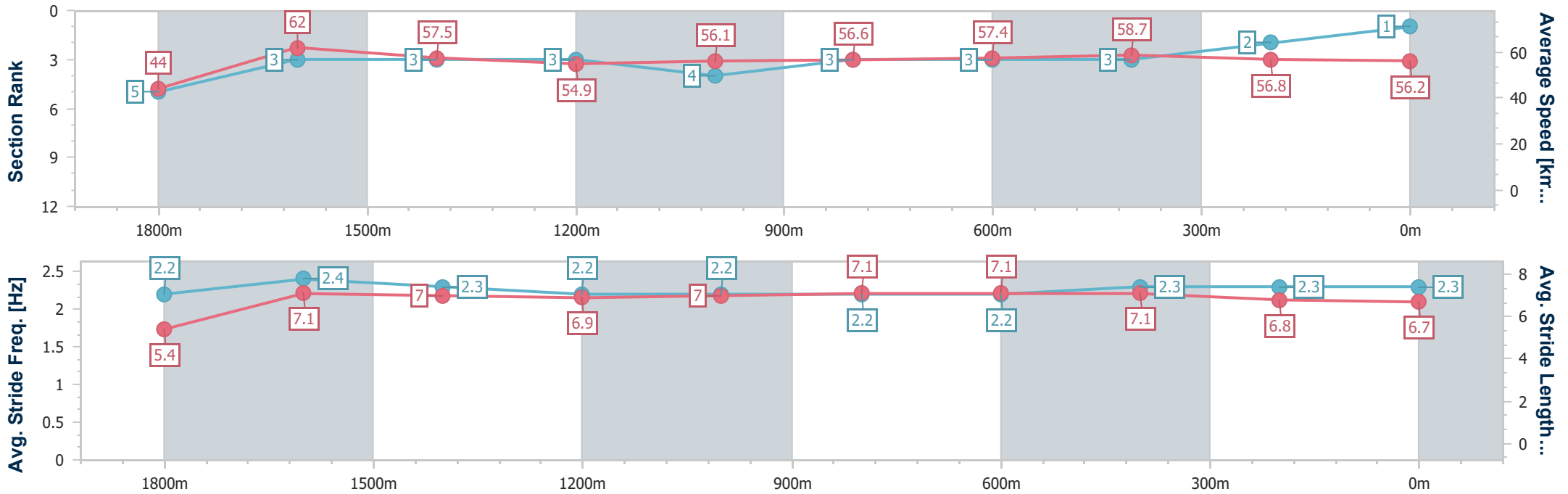
Race 3: TAB Maiden Plate - 1900m

23 December 2023 - 14:17

Track Rating: Synthetic, Weather: Fine, Rail Position: True



Section	Overall	1800m	1600m	1400m	1200m	1000m	800m	600m	400m	200m
Section Times	2:02.26 [1] (0:08.21)	1:54.05 [5] (0:11.65)	1:42.40 [3] (0:12.57)	1:29.83 [3] (0:13.33)	1:16.50 [3] (0:12.82)	1:03.68 [4] (0:12.81)	0:50.87 [3] (0:12.62)	0:38.25 [3] (0:12.50)	0:25.75 [3] (0:12.88)	0:12.87 [2] (0:12.87)
Average Speed [km/h]	44.0	62.0	57.5	54.9	56.1	56.6	57.4	58.7	56.8	56.2
Top Speed [km/h]	61.6	64.4	59.5	56.4	58.4	57.5	60.1	60.1	57.9	58.2
Avg. Dist. to Rail [m]	1.8	1.6	2.2	1.8	1.1	1.4	1.6	3.5	6.4	5.9
Avg. Stride Freq. [Hz]	2.2	2.4	2.3	2.2	2.2	2.2	2.2	2.3	2.3	2.3
Avg. Stride Length [m]	5.4	7.1	7.0	6.9	7.0	7.1	7.1	7.1	6.8	6.7



- [] Ranking at each section and finish
- .-.-.- No data available at this section
- NA No data available



Horse/Jockey Name	Super Fenkel
Final Rank	2
Fastest Section Time (Section)	0:08.16 (Overall)
Top Speed [km/h] (Section)	63.2 (1800m)
Race State	Finished



Aquis Park Gold Coast Poly QLD Professional

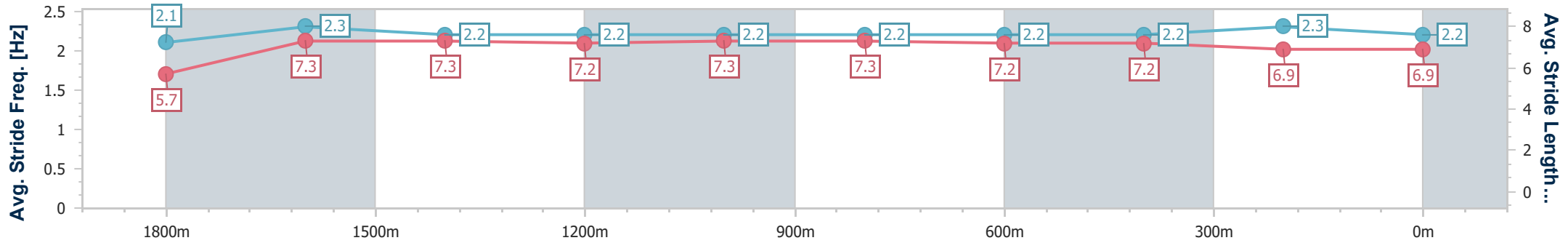
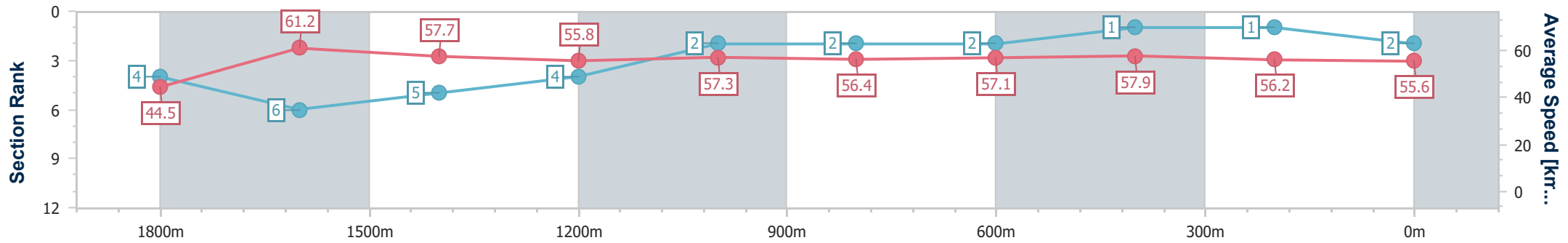
Race 3: TAB Maiden Plate - 1900m

23 December 2023 - 14:17

Track Rating: Synthetic, Weather: Fine, Rail Position: True



Section	Overall	1800m	1600m	1400m	1200m	1000m	800m	600m	400m	200m
Section Times	2:02.30 [2] (0:08.16)	1:54.14 [4] (0:11.85)	1:42.29 [6] (0:12.66)	1:29.63 [5] (0:13.10)	1:16.53 [4] (0:12.58)	1:03.95 [2] (0:12.80)	0:51.15 [2] (0:12.72)	0:38.43 [2] (0:12.54)	0:25.89 [1] (0:12.87)	0:13.02 [1] (0:13.02)
Average Speed [km/h]	44.5	61.2	57.7	55.8	57.3	56.4	57.1	57.9	56.2	55.6
Top Speed [km/h]	60.5	63.2	58.7	57.3	59.5	56.8	58.8	58.9	57.4	56.5
Avg. Dist. to Rail [m]	6.9	4.1	3.2	2.4	3.0	1.4	1.5	1.6	4.2	4.3
Avg. Stride Freq. [Hz]	2.1	2.3	2.2	2.2	2.2	2.2	2.2	2.2	2.3	2.2
Avg. Stride Length [m]	5.7	7.3	7.3	7.2	7.3	7.3	7.2	7.2	6.9	6.9



- [] Ranking at each section and finish
- .-.- No data available at this section
- NA No data available



Horse/Jockey Name	De Nile
Final Rank	3
Fastest Section Time (Section)	0:08.64 (Overall)
Top Speed [km/h] (Section)	62.4 (1800m)
Race State	Finished



Aquis Park Gold Coast Poly QLD Professional

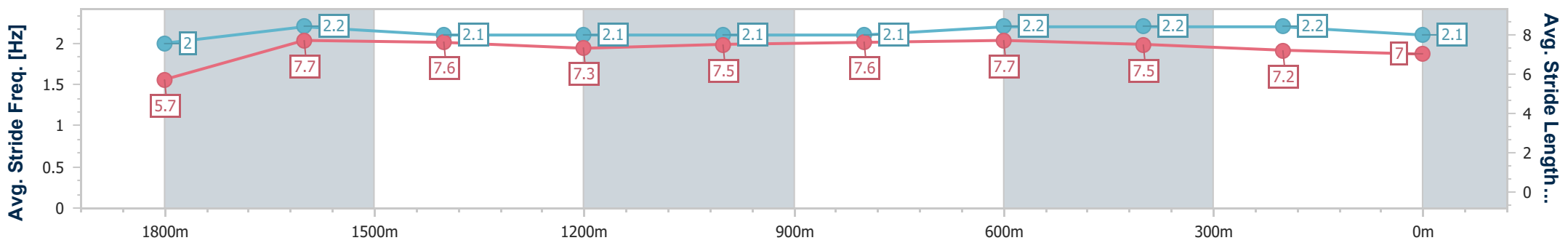
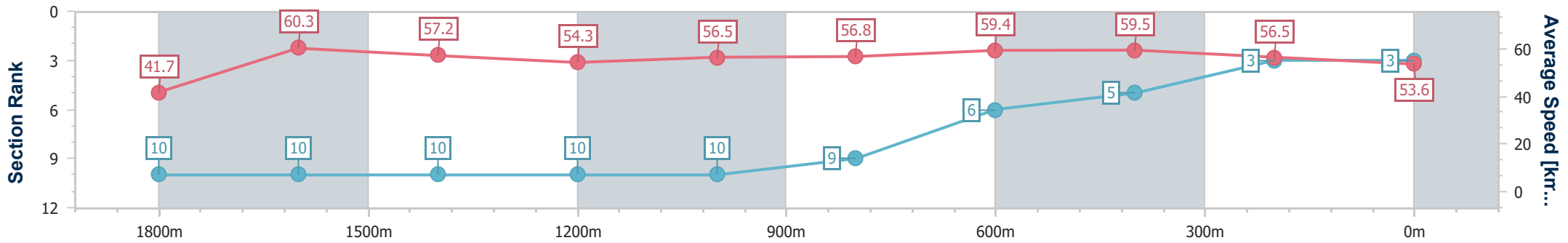
Race 3: TAB Maiden Plate - 1900m

23 December 2023 - 14:17

Track Rating: Synthetic, Weather: Fine, Rail Position: True



Section	Overall	1800m	1600m	1400m	1200m	1000m	800m	600m	400m	200m
Section Times	2:03.22 [3] (0:08.64)	1:54.58 [10] (0:12.06)	1:42.52 [10] (0:12.69)	1:29.83 [10] (0:13.40)	1:16.43 [10] (0:12.74)	1:03.69 [10] (0:12.74)	0:50.95 [9] (0:12.21)	0:38.74 [6] (0:12.37)	0:26.37 [5] (0:12.84)	0:13.53 [3] (0:13.53)
Average Speed [km/h]	41.7	60.3	57.2	54.3	56.5	56.8	59.4	59.5	56.5	53.6
Top Speed [km/h]	57.0	62.4	58.7	55.5	57.7	58.8	60.8	61.2	58.0	55.3
Avg. Dist. to Rail [m]	8.2	4.4	2.5	1.3	1.8	2.3	1.9	3.9	5.9	6.1
Avg. Stride Freq. [Hz]	2.0	2.2	2.1	2.1	2.1	2.1	2.2	2.2	2.2	2.1
Avg. Stride Length [m]	5.7	7.7	7.6	7.3	7.5	7.6	7.7	7.5	7.2	7.0



- [] Ranking at each section and finish
- .-.- No data available at this section
- NA No data available



Horse/Jockey Name	Better Believe It
Final Rank	4
Fastest Section Time (Section)	0:08.14 (Overall)
Top Speed [km/h] (Section)	63.3 (1800m)
Race State	Finished



Aquis Park Gold Coast Poly QLD Professional

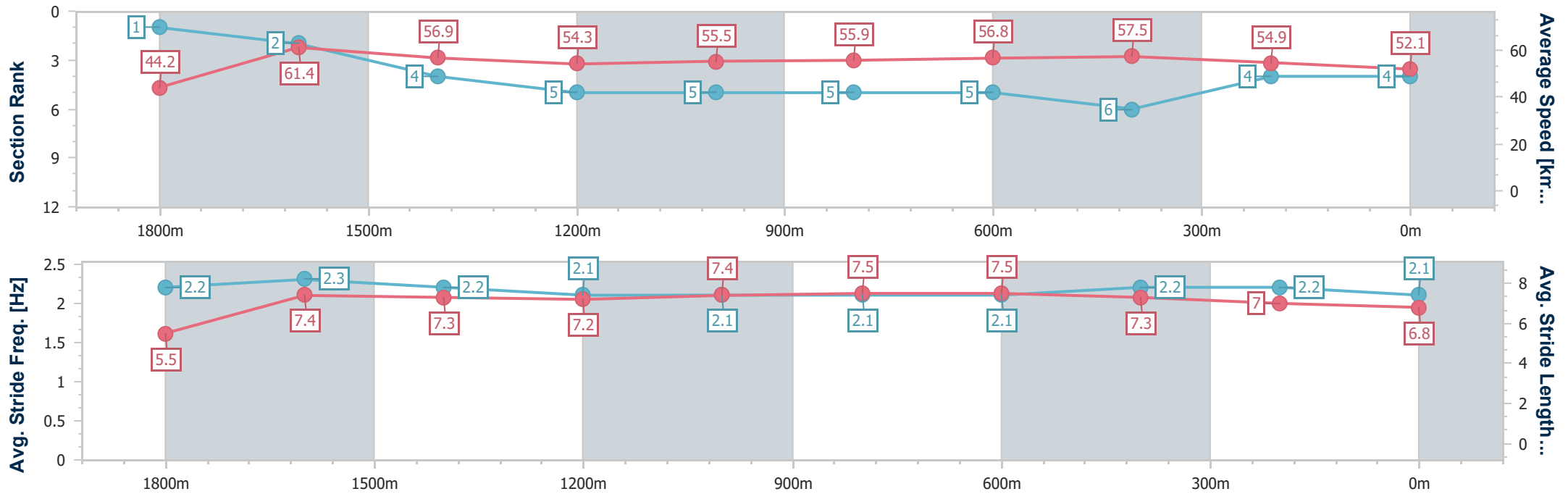
Race 3: TAB Maiden Plate - 1900m

23 December 2023 - 14:17

Track Rating: Synthetic, Weather: Fine, Rail Position: True



Section	Overall	1800m	1600m	1400m	1200m	1000m	800m	600m	400m	200m
Section Times	2:04.03 [4] (0:08.14)	1:55.89 [1] (0:11.72)	1:44.17 [2] (0:12.65)	1:31.52 [4] (0:13.29)	1:18.23 [5] (0:12.95)	1:05.28 [5] (0:12.86)	0:52.42 [5] (0:12.71)	0:39.71 [5] (0:12.59)	0:27.12 [6] (0:13.24)	0:13.88 [4] (0:13.88)
Average Speed [km/h]	44.2	61.4	56.9	54.3	55.5	55.9	56.8	57.5	54.9	52.1
Top Speed [km/h]	61.3	63.3	58.1	55.1	56.7	56.9	58.3	58.9	56.1	53.9
Avg. Dist. to Rail [m]	1.0	0.6	0.3	0.1	0.2	0.3	0.5	1.8	4.4	4.7
Avg. Stride Freq. [Hz]	2.2	2.3	2.2	2.1	2.1	2.1	2.1	2.2	2.2	2.1
Avg. Stride Length [m]	5.5	7.4	7.3	7.2	7.4	7.5	7.5	7.3	7.0	6.8



- [] Ranking at each section and finish
- .-.- No data available at this section
- NA No data available



Horse/Jockey Name	Pariah On Fire
Final Rank	5
Fastest Section Time (Section)	0:08.15 (Overall)
Top Speed [km/h] (Section)	64.6 (1800m)
Race State	Finished



Aquis Park Gold Coast Poly QLD Professional

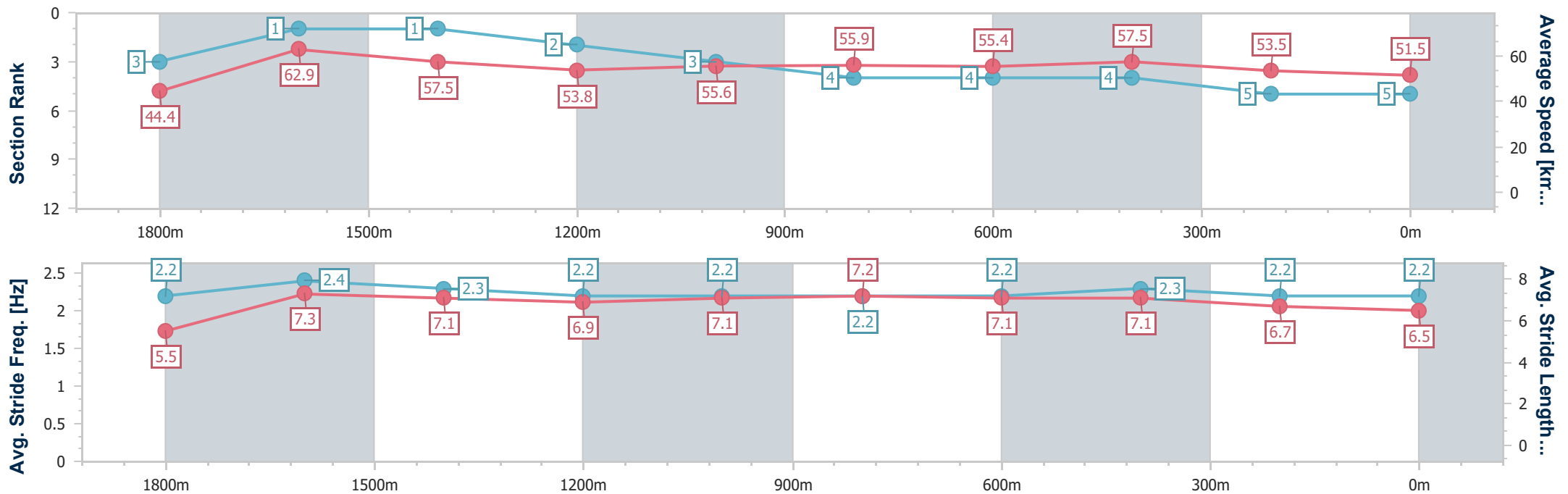
Race 3: TAB Maiden Plate - 1900m

23 December 2023 - 14:17

Track Rating: Synthetic, Weather: Fine, Rail Position: True



Section	Overall	1800m	1600m	1400m	1200m	1000m	800m	600m	400m	200m		
Section Times	2:04.23 [5] (0:08.15)	1:56.08 [3] (0:11.56)	1:44.52 [1] (0:12.55)	1:31.97 [1] (0:13.35)	1:18.62 [2] (0:12.96)	1:05.66 [3] (0:12.90)	0:52.76 [4] (0:12.78)	0:39.98 [4] (0:12.47)	0:27.51 [4] (0:13.46)	0:14.05 [5] (0:14.05)		
Average Speed [km/h]	44.4	62.9	57.5	53.8	55.6	55.9	55.4	57.5	53.5	51.5		
Top Speed [km/h]	61.5	64.6	60.4	55.1	56.4	56.9	58.2	59.4	55.0	52.9		
Avg. Dist. to Rail [m]	4.9	3.3	0.6	0.2	0.2	0.6	2.2	1.4	1.1	1.9		
Avg. Stride Freq. [Hz]	2.2	2.4	2.3	2.2	2.2	2.2	2.2	2.3	2.2	2.2		
Avg. Stride Length [m]	5.5	7.3	7.1	6.9	7.1	7.2	7.1	7.1	6.7	6.5		



- [] Ranking at each section and finish
- .-.-.- No data available at this section
- NA No data available



Horse/Jockey Name	Bring The Chaos
Final Rank	6
Fastest Section Time (Section)	0:08.46 (Overall)
Top Speed [km/h] (Section)	63.7 (1800m)
Race State	Finished



Aquis Park Gold Coast Poly QLD Professional

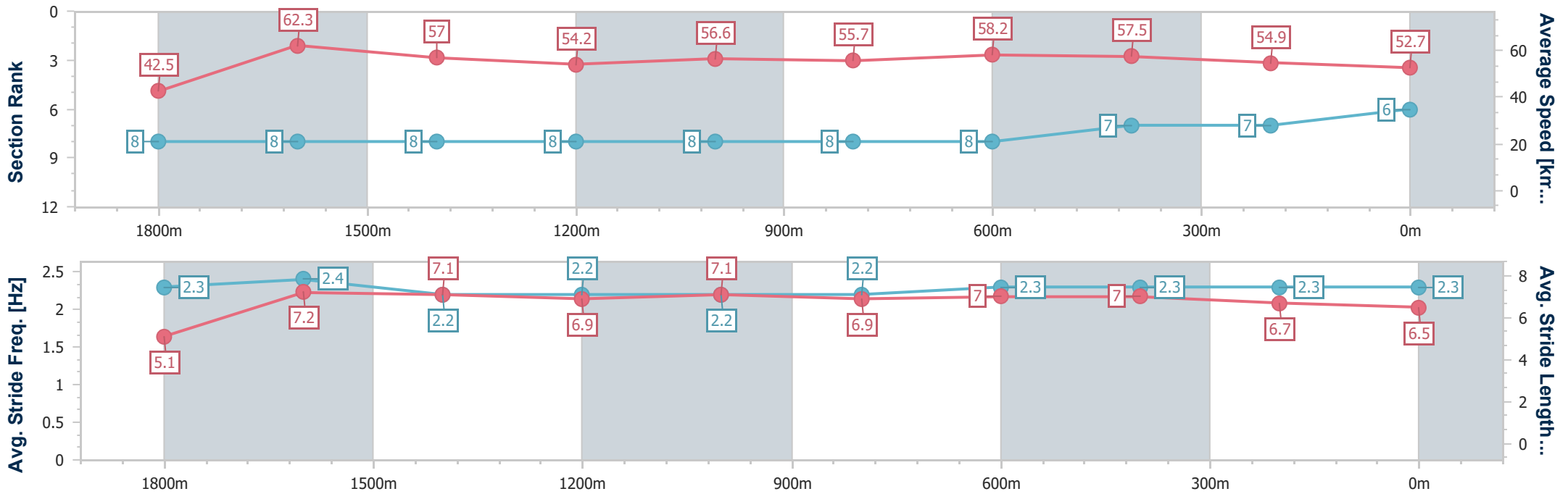
Race 3: TAB Maiden Plate - 1900m

23 December 2023 - 14:17

Track Rating: Synthetic, Weather: Fine, Rail Position: True



Section	Overall	1800m	1600m	1400m	1200m	1000m	800m	600m	400m	200m
Section Times	2:04.30 [6] (0:08.46)	1:55.84 [8] (0:11.74)	1:44.10 [8] (0:12.81)	1:31.29 [8] (0:13.40)	1:17.89 [8] (0:12.78)	1:05.11 [8] (0:12.95)	0:52.16 [8] (0:12.51)	0:39.65 [8] (0:12.67)	0:26.98 [7] (0:13.23)	0:13.75 [7] (0:13.75)
Average Speed [km/h]	42.5	62.3	57.0	54.2	56.6	55.7	58.2	57.5	54.9	52.7
Top Speed [km/h]	59.4	63.7	58.5	55.1	57.1	57.2	59.7	59.8	55.9	53.8
Avg. Dist. to Rail [m]	8.8	4.8	2.9	1.4	1.5	1.5	2.1	2.9	5.6	7.0
Avg. Stride Freq. [Hz]	2.3	2.4	2.2	2.2	2.2	2.2	2.3	2.3	2.3	2.3
Avg. Stride Length [m]	5.1	7.2	7.1	6.9	7.1	6.9	7.0	7.0	6.7	6.5



- [] Ranking at each section and finish
- .-.- No data available at this section
- NA No data available



Horse/Jockey Name	Licence To Thrill
Final Rank	7
Fastest Section Time (Section)	0:08.53 (Overall)
Top Speed [km/h] (Section)	65.2 (1800m)
Race State	Finished



Aquis Park Gold Coast Poly QLD Professional

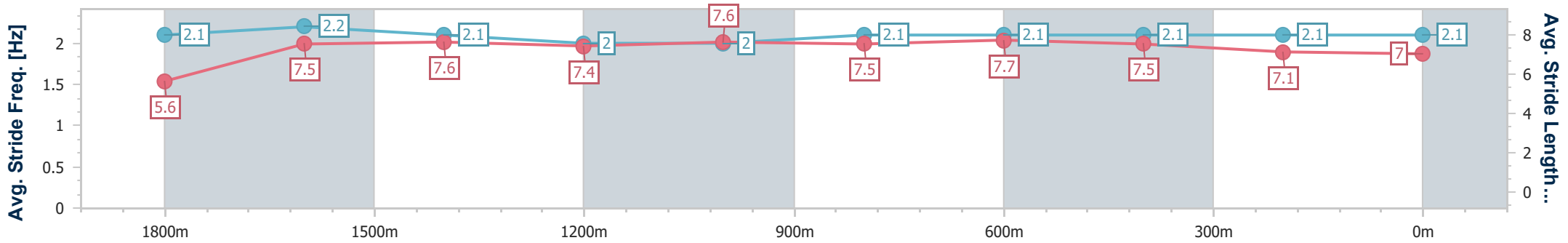
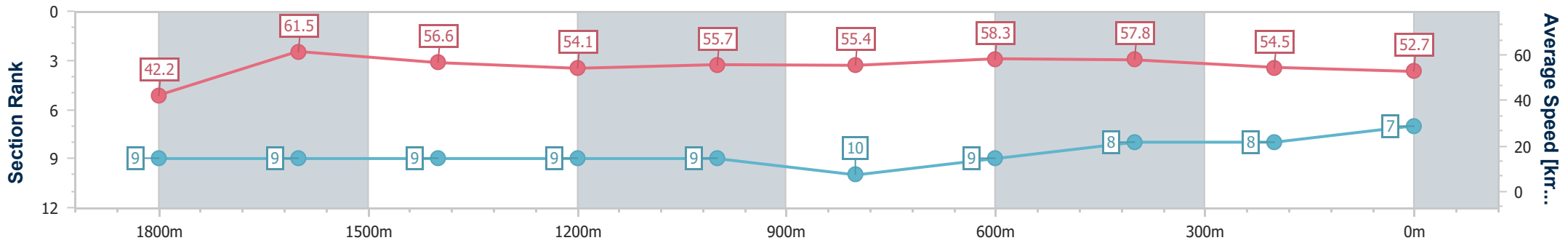
Race 3: TAB Maiden Plate - 1900m

23 December 2023 - 14:17

Track Rating: Synthetic, Weather: Fine, Rail Position: True



Section	Overall	1800m	1600m	1400m	1200m	1000m	800m	600m	400m	200m
Section Times	2:04.34 [7] (0:08.53)	1:55.81 [9] (0:11.78)	1:44.03 [9] (0:12.82)	1:31.21 [9] (0:13.35)	1:17.86 [9] (0:12.93)	1:04.93 [9] (0:13.05)	0:51.88 [10] (0:12.42)	0:39.46 [9] (0:12.50)	0:26.96 [8] (0:13.22)	0:13.74 [8] (0:13.74)
Average Speed [km/h]	42.2	61.5	56.6	54.1	55.7	55.4	58.3	57.8	54.5	52.7
Top Speed [km/h]	58.7	65.2	59.0	55.3	56.8	56.7	59.6	59.7	56.5	53.1
Avg. Dist. to Rail [m]	6.0	2.6	1.5	0.5	0.7	1.0	1.4	0.5	0.9	3.6
Avg. Stride Freq. [Hz]	2.1	2.2	2.1	2.0	2.0	2.1	2.1	2.1	2.1	2.1
Avg. Stride Length [m]	5.6	7.5	7.6	7.4	7.6	7.5	7.7	7.5	7.1	7.0



- [] Ranking at each section and finish
- .-.- No data available at this section
- NA No data available



Horse/Jockey Name	Kotoni
Final Rank	8
Fastest Section Time (Section)	0:08.22 (Overall)
Top Speed [km/h] (Section)	63.0 (1800m)
Race State	Finished



Aquis Park Gold Coast Poly QLD Professional

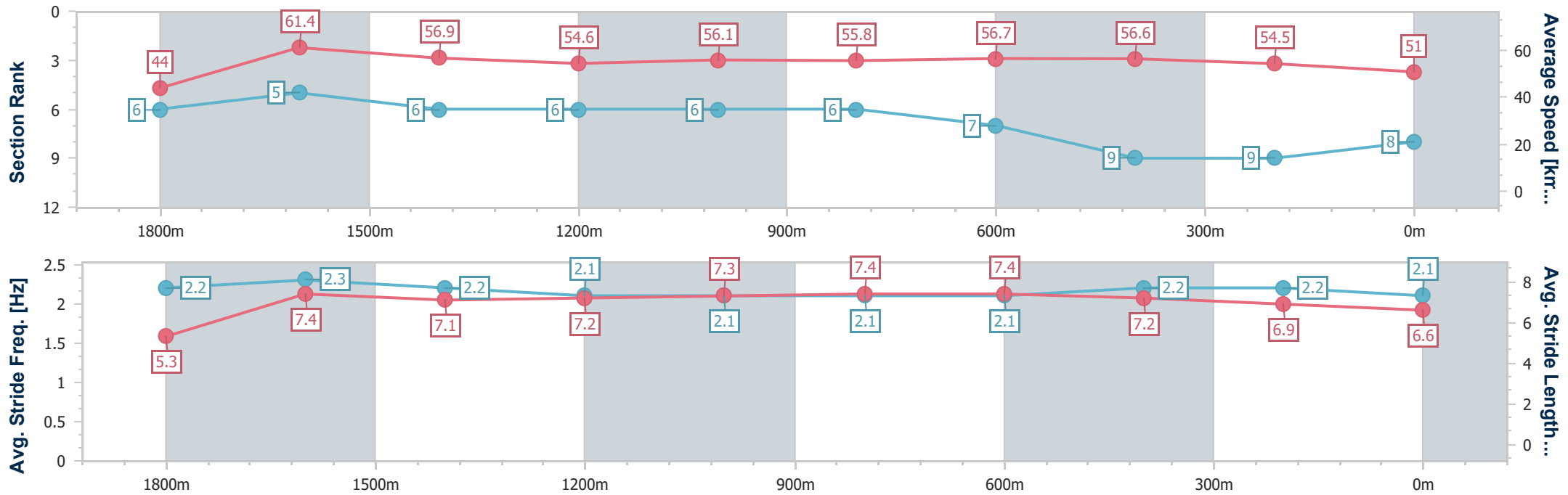
Race 3: TAB Maiden Plate - 1900m

23 December 2023 - 14:17

Track Rating: Synthetic, Weather: Fine, Rail Position: True



Section	Overall	1800m	1600m	1400m	1200m	1000m	800m	600m	400m	200m
Section Times	2:04.80 [8] (0:08.22)	1:56.58 [6] (0:11.77)	1:44.81 [5] (0:12.71)	1:32.10 [6] (0:13.24)	1:18.86 [6] (0:12.85)	1:06.01 [6] (0:12.99)	0:53.02 [6] (0:12.76)	0:40.26 [7] (0:12.87)	0:27.39 [9] (0:13.24)	0:14.15 [9] (0:14.15)
Average Speed [km/h]	44.0	61.4	56.9	54.6	56.1	55.8	56.7	56.6	54.5	51.0
Top Speed [km/h]	60.3	63.0	57.7	55.7	57.6	57.5	58.1	58.7	55.2	53.5
Avg. Dist. to Rail [m]	5.3	3.0	0.9	0.7	1.6	1.7	1.7	2.2	3.7	5.3
Avg. Stride Freq. [Hz]	2.2	2.3	2.2	2.1	2.1	2.1	2.1	2.2	2.2	2.1
Avg. Stride Length [m]	5.3	7.4	7.1	7.2	7.3	7.4	7.4	7.2	6.9	6.6



- [] Ranking at each section and finish
- .-.- No data available at this section
- NA No data available



Horse/Jockey Name	Lucifer The Cat
Final Rank	9
Fastest Section Time (Section)	0:08.15 (Overall)
Top Speed [km/h] (Section)	63.4 (1800m)
Race State	Finished



Aquis Park Gold Coast Poly QLD Professional

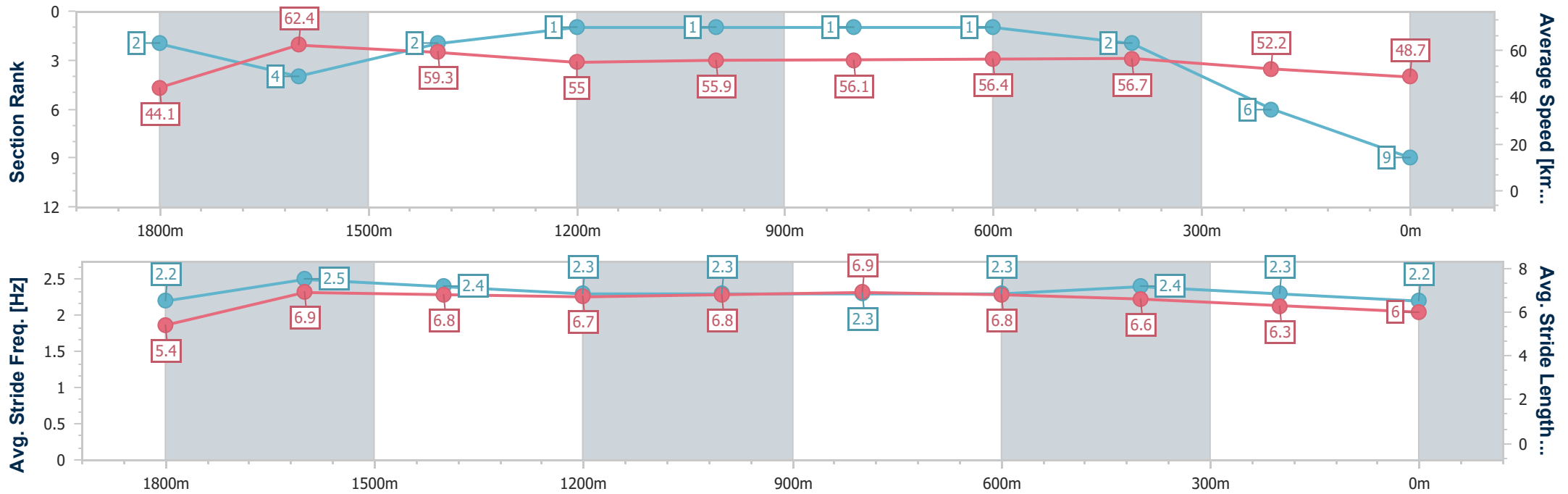
Race 3: TAB Maiden Plate - 1900m

23 December 2023 - 14:17

Track Rating: Synthetic, Weather: Fine, Rail Position: True



Section	Overall	1800m	1600m	1400m	1200m	1000m	800m	600m	400m	200m			
Section Times	2:05.17 [9] (0:08.15)	1:57.02 [2] (0:11.78)	1:45.24 [4] (0:12.35)	1:32.89 [2] (0:13.17)	1:19.72 [1] (0:12.89)	1:06.83 [1] (0:12.72)	0:54.11 [1] (0:12.68)	0:41.43 [1] (0:12.73)	0:28.70 [2] (0:13.90)	0:14.80 [6] (0:14.80)			
Average Speed [km/h]	44.1	62.4	59.3	55.0	55.9	56.1	56.4	56.7	52.2	48.7			
Top Speed [km/h]	60.8	63.4	60.6	57.4	57.3	57.1	58.3	59.0	54.4	50.3			
Avg. Dist. to Rail [m]	10.6	6.7	3.8	0.8	0.3	1.5	1.5	0.8	2.2	3.4			
Avg. Stride Freq. [Hz]	2.2	2.5	2.4	2.3	2.3	2.3	2.3	2.4	2.3	2.2			
Avg. Stride Length [m]	5.4	6.9	6.8	6.7	6.8	6.9	6.8	6.6	6.3	6.0			



- [] Ranking at each section and finish
- .-.- No data available at this section
- NA No data available



Horse/Jockey Name	Red Vegas
Final Rank	10
Fastest Section Time (Section)	0:08.77 (Overall)
Top Speed [km/h] (Section)	64.4 (1800m)
Race State	Finished



Aquis Park Gold Coast Poly QLD Professional

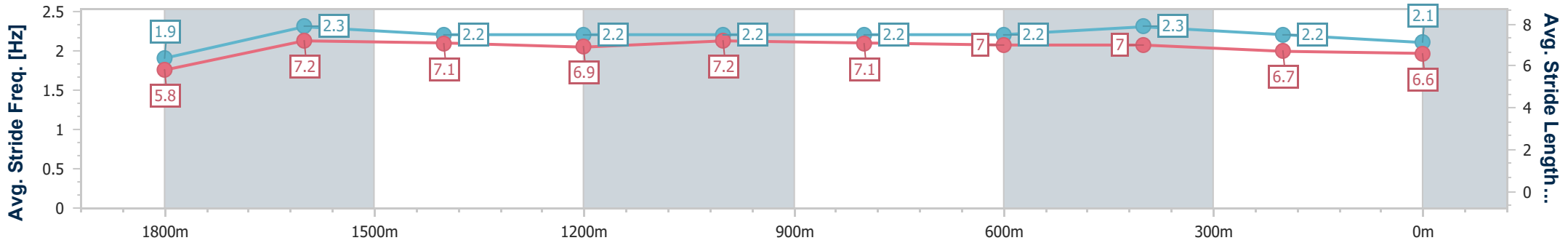
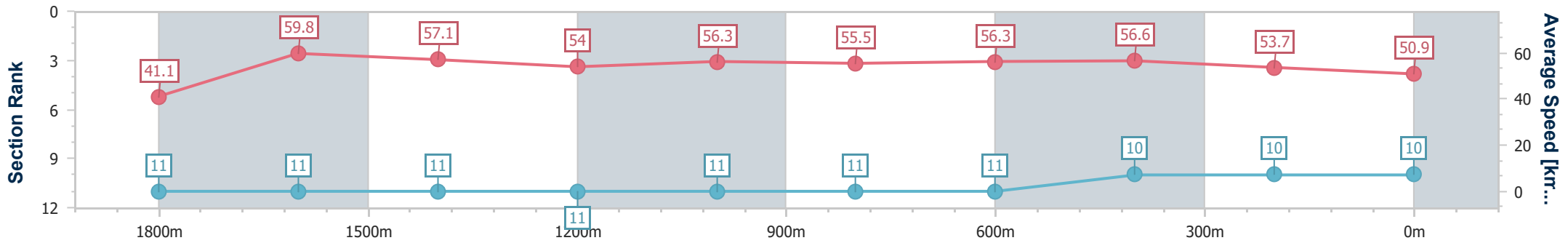
Race 3: TAB Maiden Plate - 1900m

23 December 2023 - 14:17

Track Rating: Synthetic, Weather: Fine, Rail Position: True



Section	Overall	1800m	1600m	1400m	1200m	1000m	800m	600m	400m	200m
Section Times	2:06.23 [10] (0:08.77)	1:57.46 [11] (0:12.05)	1:45.41 [11] (0:12.67)	1:32.74 [11] (0:13.40)	1:19.34 [11] (0:12.84)	1:06.50 [11] (0:13.02)	0:53.48 [11] (0:12.90)	0:40.58 [11] (0:12.88)	0:27.70 [10] (0:13.46)	0:14.24 [10] (0:14.24)
Average Speed [km/h]	41.1	59.8	57.1	54.0	56.3	55.5	56.3	56.6	53.7	50.9
Top Speed [km/h]	56.9	64.4	57.7	56.0	56.7	56.1	57.2	57.6	55.2	52.5
Avg. Dist. to Rail [m]	1.8	0.7	1.3	0.6	1.2	1.7	1.8	2.3	4.2	5.2
Avg. Stride Freq. [Hz]	1.9	2.3	2.2	2.2	2.2	2.2	2.2	2.3	2.2	2.1
Avg. Stride Length [m]	5.8	7.2	7.1	6.9	7.2	7.1	7.0	7.0	6.7	6.6



- [] Ranking at each section and finish
- .-.- No data available at this section
- NA No data available



Horse/Jockey Name	Magic In Paris
Final Rank	11
Fastest Section Time (Section)	0:08.43 (Overall)
Top Speed [km/h] (Section)	63.9 (1800m)
Race State	Finished



Aquis Park Gold Coast Poly QLD Professional

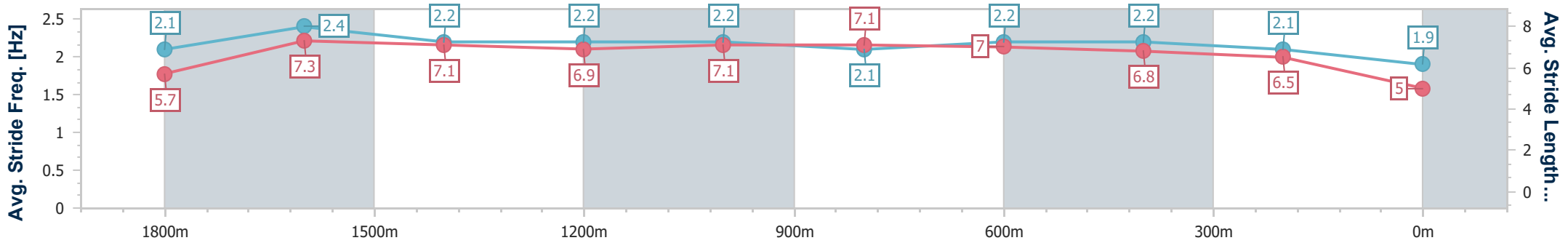
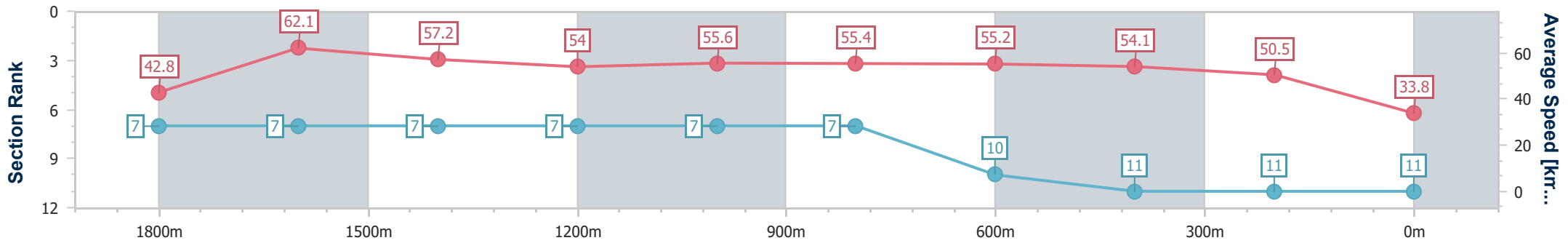
Race 3: TAB Maiden Plate - 1900m

23 December 2023 - 14:17

Track Rating: Synthetic, Weather: Fine, Rail Position: True



Section	Overall	1800m	1600m	1400m	1200m	1000m	800m	600m	400m	200m
Section Times	2:14.13 [11] (0:08.43)	2:05.70 [7] (0:11.66)	1:54.04 [7] (0:12.63)	1:41.41 [7] (0:13.39)	1:28.02 [7] (0:12.93)	1:15.09 [7] (0:13.02)	1:02.07 [7] (0:13.13)	0:48.94 [10] (0:13.38)	0:35.56 [11] (0:14.30)	0:21.26 [11] (0:21.26)
Average Speed [km/h]	42.8	62.1	57.2	54.0	55.6	55.4	55.2	54.1	50.5	33.8
Top Speed [km/h]	60.2	63.9	59.0	54.6	56.5	56.5	55.9	55.8	51.5	45.3
Avg. Dist. to Rail [m]	1.8	0.9	1.4	0.7	0.2	0.3	1.2	1.4	1.8	2.4
Avg. Stride Freq. [Hz]	2.1	2.4	2.2	2.2	2.2	2.1	2.2	2.2	2.1	1.9
Avg. Stride Length [m]	5.7	7.3	7.1	6.9	7.1	7.1	7.0	6.8	6.5	5.0



- [] Ranking at each section and finish
- .-.- No data available at this section
- NA No data available