



# Mackay QLD Professional

## Race 4: Bright Light Marketing Class 3 Plate - 1560m

22 December 2023 - 14:06



MACKAY TURF CLUB  
Ooralea Racecourse

Track Rating: Good 4, Weather: Overcast, Rail Position: True

| Section     |                      |                                   |                      |                      |                      |                          |                          |                          |                          |                          |                          |                          |         |                        |
|-------------|----------------------|-----------------------------------|----------------------|----------------------|----------------------|--------------------------|--------------------------|--------------------------|--------------------------|--------------------------|--------------------------|--------------------------|---------|------------------------|
| Field Times |                      |                                   |                      |                      |                      |                          |                          |                          |                          |                          |                          |                          |         |                        |
|             | Overall              | 1400m                             | 1200m                | 1000m                | 800m                 | 600m                     | 400m                     | Last 600m                |                          |                          |                          |                          |         |                        |
|             | 1:32.63<br>(0:10.82) | 1:21.81<br>(0:11.18)              | 1:10.63<br>(0:11.23) | 0:59.40<br>(0:11.23) | 0:48.17<br>(0:11.50) | 0:36.67<br>(0:12.06)     | 0:24.61<br>(0:11.98)     | 0:36.67                  |                          |                          |                          |                          |         |                        |
| Rank        | TAB                  | Horse/Jockey                      | Barrier              | Top Speed [km/h]     | Fastest Section      |                          |                          |                          |                          |                          |                          |                          |         | Distance Travelled [m] |
| 1           | 7                    | MURRAJONG ROAD<br>Justin Huxtable | 1                    | 65.7<br>Overall      | 0:10.98<br>Overall   | 1:32.63 [1]<br>(0:10.98) | 1:21.65 [3]<br>(0:11.26) | 1:10.39 [3]<br>(0:11.29) | 0:59.10 [3]<br>(0:11.27) | 0:47.83 [3]<br>(0:11.35) | 0:36.48 [2]<br>(0:11.94) | 0:24.54 [2]<br>(0:11.91) | 0:36.48 |                        |
| 2           | 8                    | HE'S THE ONE<br>Adrian Layt       | 7                    | 64.8<br>1400m        | 0:11.33<br>1400m     | 1:32.85 [2]<br>(0:11.55) | 1:21.30 [7]<br>(0:11.33) | 1:09.97 [7]<br>(0:11.44) | 0:58.53 [7]<br>(0:11.41) | 0:47.12 [7]<br>(0:11.35) | 0:35.77 [7]<br>(0:11.75) | 0:24.02 [8]<br>(0:11.65) | 0:35.77 | +0                     |
| 3           | 1                    | AWE<br>Justin Stanley             | 6                    | 67.9<br>1400m        | 0:11.07<br>1400m     | 1:33.18 [3]<br>(0:11.43) | 1:21.75 [6]<br>(0:11.07) | 1:10.68 [4]<br>(0:11.28) | 0:59.40 [4]<br>(0:11.43) | 0:47.97 [4]<br>(0:11.37) | 0:36.60 [4]<br>(0:11.84) | 0:24.76 [3]<br>(0:11.99) | 0:36.60 | +5                     |
| 4           | 3                    | JOE'S GIGGLE<br>Chris Whiteley    | 4                    | 65.2<br>1400m        | 0:11.29<br>Overall   | 1:33.48 [4]<br>(0:11.29) | 1:22.19 [5]<br>(0:11.31) | 1:10.88 [6]<br>(0:11.38) | 0:59.50 [5]<br>(0:11.40) | 0:48.10 [5]<br>(0:11.33) | 0:36.77 [5]<br>(0:11.77) | 0:25.00 [4]<br>(0:12.21) | 0:36.77 | +4                     |
| 5           | 4                    | ISLERO<br>Warwick Satherley       | 9                    | 67.9<br>1400m        | 0:11.07<br>1400m     | 1:33.58 [5]<br>(0:12.18) | 1:21.40 [8]<br>(0:11.07) | 1:10.33 [8]<br>(0:11.14) | 0:59.19 [8]<br>(0:11.40) | 0:47.79 [8]<br>(0:11.36) | 0:36.43 [8]<br>(0:11.66) | 0:24.77 [7]<br>(0:12.18) | 0:36.43 | +5                     |
| 6           | 6                    | LENNY ROCKET<br>Les Tilley        | 5                    | 67.3<br>1400m        | 0:10.82<br>Overall   | 1:33.60 [6]<br>(0:10.82) | 1:22.78 [1]<br>(0:11.18) | 1:11.60 [1]<br>(0:11.23) | 1:00.37 [1]<br>(0:11.23) | 0:49.14 [1]<br>(0:11.50) | 0:37.64 [1]<br>(0:12.06) | 0:25.58 [1]<br>(0:12.25) | 0:37.64 | -3                     |
| 7           | 9                    | GABRIELLE<br>Nikki Olzard         | 3                    | 65.6<br>1400m        | 0:11.23<br>Overall   | 1:34.07 [7]<br>(0:11.23) | 1:22.84 [4]<br>(0:11.37) | 1:11.47 [5]<br>(0:11.39) | 1:00.08 [6]<br>(0:11.49) | 0:48.59 [6]<br>(0:11.40) | 0:37.19 [6]<br>(0:11.89) | 0:25.30 [6]<br>(0:12.05) | 0:37.19 | -6                     |
| 8           | 2                    | FLYING ARION<br>Olivia Kendal     | 8                    | 65.9<br>1200m        | 0:11.05<br>1200m     | 1:34.45 [8]<br>(0:12.26) | 1:22.19 [9]<br>(0:11.60) | 1:10.59 [9]<br>(0:11.05) | 0:59.54 [9]<br>(0:11.26) | 0:48.28 [9]<br>(0:11.45) | 0:36.83 [9]<br>(0:11.85) | 0:24.98 [9]<br>(0:12.12) | 0:36.83 | -2                     |
| 9           | 5                    | KEY TO THE ZOU<br>McKenzie Apel   | 2                    | 66.8<br>Overall      | 0:10.93<br>Overall   | 1:34.96 [9]<br>(0:10.93) | 1:24.03 [2]<br>(0:11.22) | 1:12.81 [2]<br>(0:11.24) | 1:01.57 [2]<br>(0:11.34) | 0:50.23 [2]<br>(0:11.49) | 0:38.74 [3]<br>(0:12.33) | 0:26.41 [5]<br>(0:12.48) | 0:38.74 | -4                     |

[ ] Ranking at each section and finish  
 -:-:- No data available at this section  
 NA No data available

SCN Saddle cloth number  
 DNF Did not finish  
 DNT Did not track



# Mackay QLD Professional

## Race 4: Bright Light Marketing Class 3 Plate - 1560m

22 December 2023 - 14:06



MACKAY TURF CLUB

Ooralea Racecourse

Track Rating: Good 4, Weather: Overcast, Rail Position: True

| Section     |     |                                   |         | 200m                 |                    |                          |         | Last 600m |                        |
|-------------|-----|-----------------------------------|---------|----------------------|--------------------|--------------------------|---------|-----------|------------------------|
| Field Times |     |                                   |         | 0:12.63<br>(0:12.63) |                    |                          |         | 0:36.67   |                        |
| Rank        | TAB | Horse/Jockey                      | Barrier | Top Speed [km/h]     | Fastest Section    | Margin                   |         |           | Distance Travelled [m] |
| 1           | 7   | MURRAJONG ROAD<br>Justin Huxtable | 1       | 65.7<br>Overall      | 0:10.98<br>Overall | 0:12.63 [1]<br>(0:12.63) | 1:32.63 |           | 0:36.48                |
| 2           | 8   | HE'S THE ONE<br>Adrian Layt       | 7       | 64.8<br>1400m        | 0:11.33<br>1400m   | 0:12.37 [4]<br>(0:12.37) | 1.3L    |           | 0:35.77 +0             |
| 3           | 1   | AWE<br>Justin Stanley             | 6       | 67.9<br>1400m        | 0:11.07<br>1400m   | 0:12.77 [3]<br>(0:12.77) | 3.1L    |           | 0:36.60 +5             |
| 4           | 3   | JOE'S GIGGLE<br>Chris Whiteley    | 4       | 65.2<br>1400m        | 0:11.29<br>Overall | 0:12.79 [5]<br>(0:12.79) | 4.6L    |           | 0:36.77 +4             |
| 5           | 4   | ISLERO<br>Warwick Satherley       | 9       | 67.9<br>1400m        | 0:11.07<br>1400m   | 0:12.59 [7]<br>(0:12.59) | 5.1L    |           | 0:36.43 +5             |
| 6           | 6   | LENNY ROCKET<br>Les Tilley        | 5       | 67.3<br>1400m        | 0:10.82<br>Overall | 0:13.33 [2]<br>(0:13.33) | 5.2L    |           | 0:37.64 -3             |
| 7           | 9   | GABRIELLE<br>Nikki Olzard         | 3       | 65.6<br>1400m        | 0:11.23<br>Overall | 0:13.25 [6]<br>(0:13.25) | 8L      |           | 0:37.19 -6             |
| 8           | 2   | FLYING ARION<br>Olivia Kendal     | 8       | 65.9<br>1200m        | 0:11.05<br>1200m   | 0:12.86 [9]<br>(0:12.86) | 10L     |           | 0:36.83 -2             |
| 9           | 5   | KEY TO THE ZOU<br>McKenzie Apel   | 2       | 66.8<br>Overall      | 0:10.93<br>Overall | 0:13.93 [8]<br>(0:13.93) | 12.8L   |           | 0:38.74 -4             |



|                                |                   |
|--------------------------------|-------------------|
| Horse/Jockey Name              | Murrajong Road    |
| Final Rank                     | 1                 |
| Fastest Section Time (Section) | 0:10.98 (Overall) |
| Top Speed [km/h] (Section)     | 65.7 (Overall)    |
| Race State                     | Finished          |



### Mackay QLD Professional

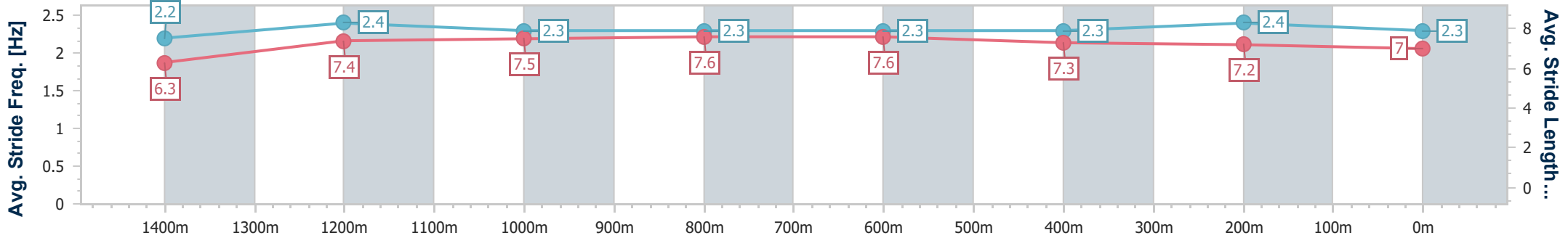
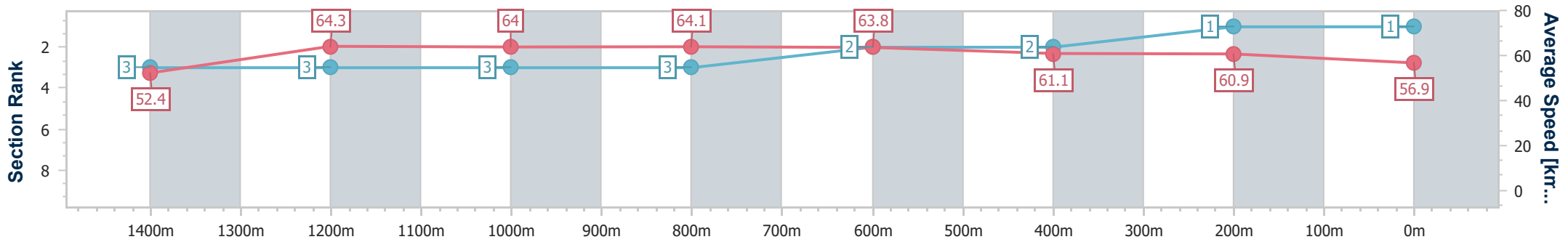
Race 4: Bright Light Marketing Class 3 Plate - 1560m

22 December 2023 - 14:06

Track Rating: Good 4, Weather: Overcast, Rail Position: True



| Section                | Overall                  | 1400m                    | 1200m                    | 1000m                    | 800m                     | 600m                     | 400m                     | 200m                     |
|------------------------|--------------------------|--------------------------|--------------------------|--------------------------|--------------------------|--------------------------|--------------------------|--------------------------|
| Section Times          | 1:32.63 [1]<br>(0:10.98) | 1:21.65 [3]<br>(0:11.26) | 1:10.39 [3]<br>(0:11.29) | 0:59.10 [3]<br>(0:11.27) | 0:47.83 [3]<br>(0:11.35) | 0:36.48 [2]<br>(0:11.94) | 0:24.54 [2]<br>(0:11.91) | 0:12.63 [1]<br>(0:12.63) |
| Average Speed [km/h]   | 52.4                     | 64.3                     | 64.0                     | 64.1                     | 63.8                     | 61.1                     | 60.9                     | 56.9                     |
| Top Speed [km/h]       | 65.7                     | 65.5                     | 64.3                     | 64.4                     | 64.7                     | 63.2                     | 62.2                     | 60.8                     |
| Avg. Dist. to Rail [m] | 1.9                      | 1.3                      | 1.1                      | 0.9                      | 1.5                      | 1.7                      | 3.8                      | 4.4                      |
| Avg. Stride Freq. [Hz] | 2.2                      | 2.4                      | 2.3                      | 2.3                      | 2.3                      | 2.3                      | 2.4                      | 2.3                      |
| Avg. Stride Length [m] | 6.3                      | 7.4                      | 7.5                      | 7.6                      | 7.6                      | 7.3                      | 7.2                      | 7.0                      |



- [ ] Ranking at each section and finish
- .-.- No data available at this section
- NA No data available



|                                |                 |
|--------------------------------|-----------------|
| Horse/Jockey Name              | He's The One    |
| Final Rank                     | 2               |
| Fastest Section Time (Section) | 0:11.33 (1400m) |
| Top Speed [km/h] (Section)     | 64.8 (1400m)    |
| Race State                     | Finished        |



### Mackay QLD Professional

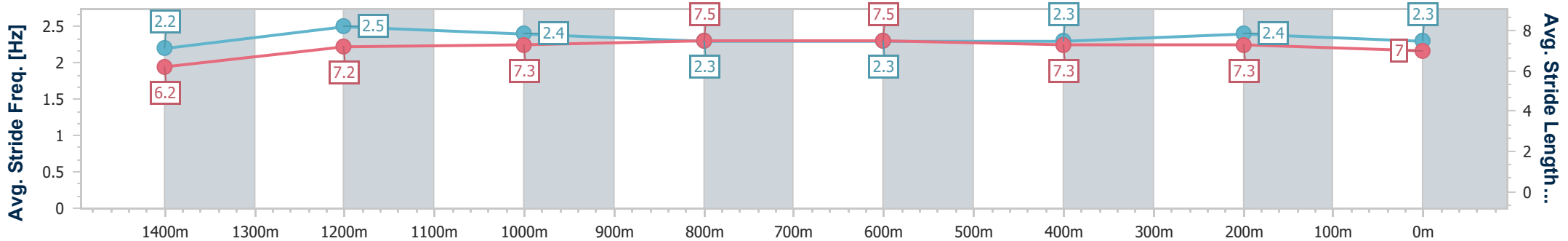
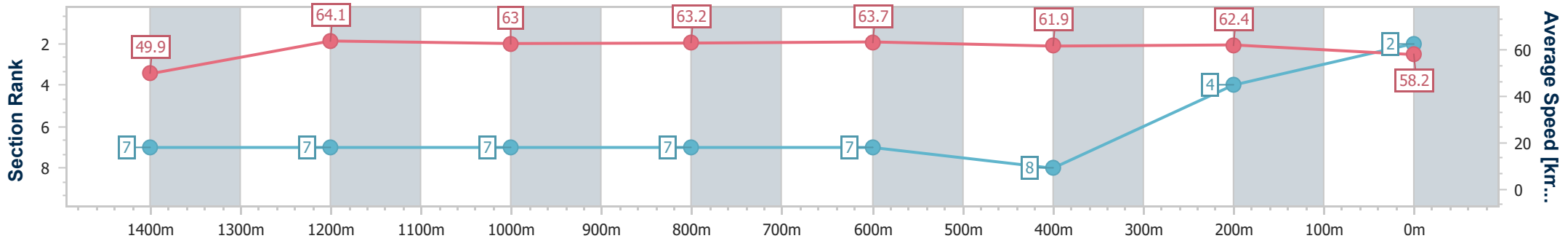
Race 4: Bright Light Marketing Class 3 Plate - 1560m

22 December 2023 - 14:06

Track Rating: Good 4, Weather: Overcast, Rail Position: True



| Section                | Overall                  | 1400m                    | 1200m                    | 1000m                    | 800m                     | 600m                     | 400m                     | 200m                     |
|------------------------|--------------------------|--------------------------|--------------------------|--------------------------|--------------------------|--------------------------|--------------------------|--------------------------|
| Section Times          | 1:32.85 [2]<br>(0:11.55) | 1:21.30 [7]<br>(0:11.33) | 1:09.97 [7]<br>(0:11.44) | 0:58.53 [7]<br>(0:11.41) | 0:47.12 [7]<br>(0:11.35) | 0:35.77 [7]<br>(0:11.75) | 0:24.02 [8]<br>(0:11.65) | 0:12.37 [4]<br>(0:12.37) |
| Average Speed [km/h]   | 49.9                     | 64.1                     | 63.0                     | 63.2                     | 63.7                     | 61.9                     | 62.4                     | 58.2                     |
| Top Speed [km/h]       | 64.7                     | 64.8                     | 64.2                     | 63.8                     | 64.2                     | 63.3                     | 63.0                     | 62.2                     |
| Avg. Dist. to Rail [m] | 6.4                      | 1.6                      | 1.4                      | 1.1                      | 0.9                      | 1.4                      | 5.0                      | 5.2                      |
| Avg. Stride Freq. [Hz] | 2.2                      | 2.5                      | 2.4                      | 2.3                      | 2.3                      | 2.3                      | 2.4                      | 2.3                      |
| Avg. Stride Length [m] | 6.2                      | 7.2                      | 7.3                      | 7.5                      | 7.5                      | 7.3                      | 7.3                      | 7.0                      |



- [ ] Ranking at each section and finish
- .-.-.- No data available at this section
- NA No data available



|                                |                 |
|--------------------------------|-----------------|
| Horse/Jockey Name              | Awe             |
| Final Rank                     | 3               |
| Fastest Section Time (Section) | 0:11.07 (1400m) |
| Top Speed [km/h] (Section)     | 67.9 (1400m)    |
| Race State                     | Finished        |



Mackay QLD Professional

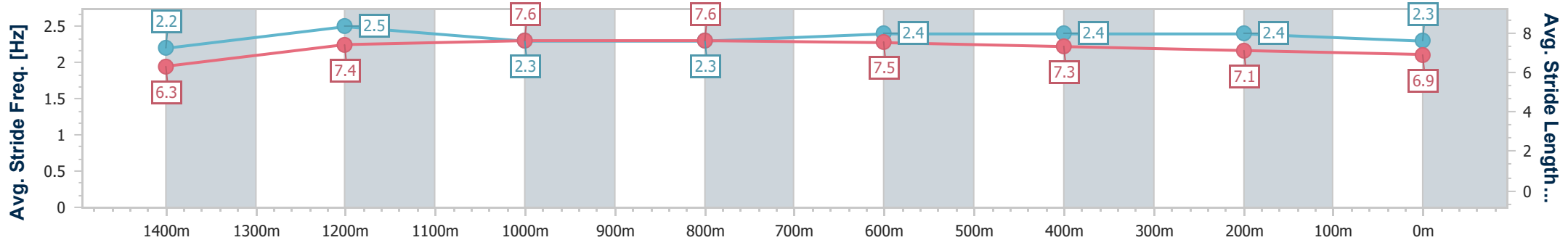
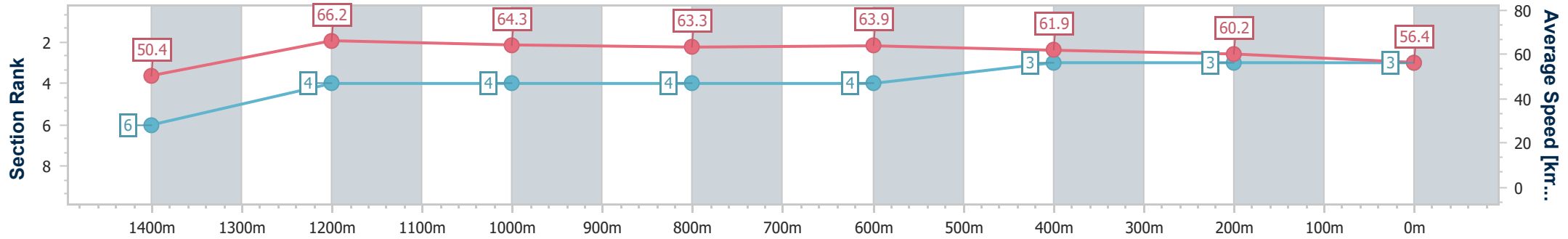
Race 4: Bright Light Marketing Class 3 Plate - 1560m

22 December 2023 - 14:06

Track Rating: Good 4, Weather: Overcast, Rail Position: True



| Section                | Overall                  | 1400m                    | 1200m                    | 1000m                    | 800m                     | 600m                     | 400m                     | 200m                     |
|------------------------|--------------------------|--------------------------|--------------------------|--------------------------|--------------------------|--------------------------|--------------------------|--------------------------|
| Section Times          | 1:33.18 [3]<br>(0:11.43) | 1:21.75 [6]<br>(0:11.07) | 1:10.68 [4]<br>(0:11.28) | 0:59.40 [4]<br>(0:11.43) | 0:47.97 [4]<br>(0:11.37) | 0:36.60 [4]<br>(0:11.84) | 0:24.76 [3]<br>(0:11.99) | 0:12.77 [3]<br>(0:12.77) |
| Average Speed [km/h]   | 50.4                     | 66.2                     | 64.3                     | 63.3                     | 63.9                     | 61.9                     | 60.2                     | 56.4                     |
| Top Speed [km/h]       | 62.6                     | 67.9                     | 67.1                     | 64.8                     | 65.7                     | 64.6                     | 62.5                     | 60.2                     |
| Avg. Dist. to Rail [m] | 7.1                      | 3.6                      | 2.6                      | 2.4                      | 2.6                      | 2.3                      | 2.7                      | 3.5                      |
| Avg. Stride Freq. [Hz] | 2.2                      | 2.5                      | 2.3                      | 2.3                      | 2.4                      | 2.4                      | 2.4                      | 2.3                      |
| Avg. Stride Length [m] | 6.3                      | 7.4                      | 7.6                      | 7.6                      | 7.5                      | 7.3                      | 7.1                      | 6.9                      |



- [ ] Ranking at each section and finish
- .-.- No data available at this section
- NA No data available



|                                |                   |
|--------------------------------|-------------------|
| Horse/Jockey Name              | Joe's Giggle      |
| Final Rank                     | 4                 |
| Fastest Section Time (Section) | 0:11.29 (Overall) |
| Top Speed [km/h] (Section)     | 65.2 (1400m)      |
| Race State                     | Finished          |



### Mackay QLD Professional

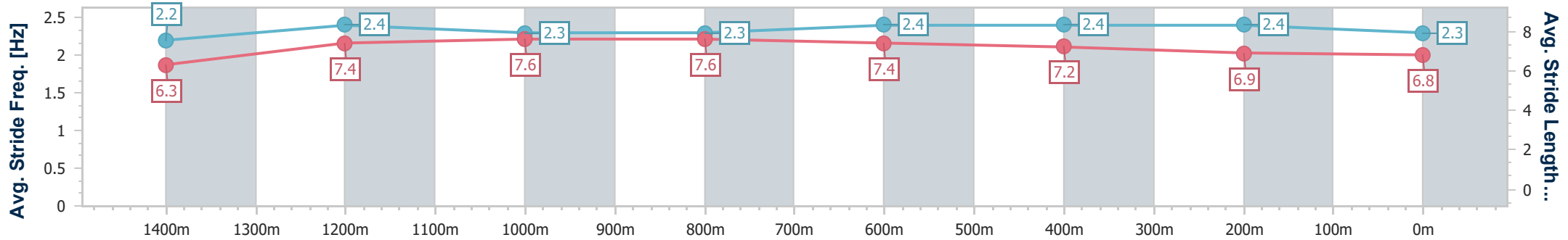
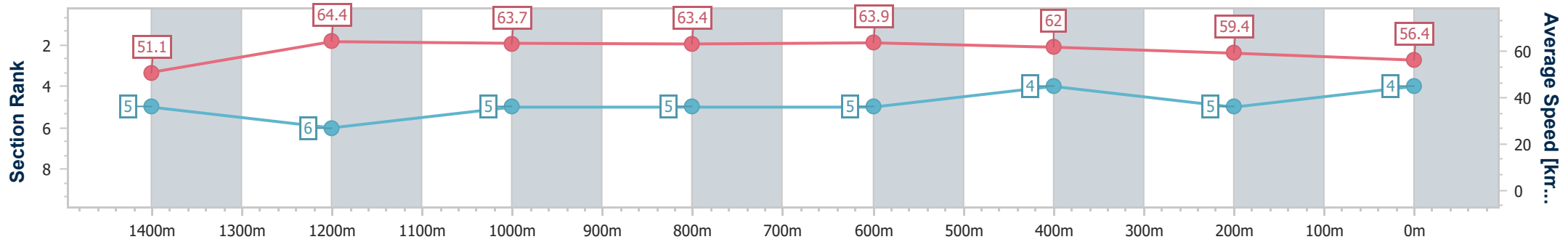
Race 4: Bright Light Marketing Class 3 Plate - 1560m

22 December 2023 - 14:06

Track Rating: Good 4, Weather: Overcast, Rail Position: True



| Section                | Overall                  | 1400m                    | 1200m                    | 1000m                    | 800m                     | 600m                     | 400m                     | 200m                     |
|------------------------|--------------------------|--------------------------|--------------------------|--------------------------|--------------------------|--------------------------|--------------------------|--------------------------|
| Section Times          | 1:33.48 [4]<br>(0:11.29) | 1:22.19 [5]<br>(0:11.31) | 1:10.88 [6]<br>(0:11.38) | 0:59.50 [5]<br>(0:11.40) | 0:48.10 [5]<br>(0:11.33) | 0:36.77 [5]<br>(0:11.77) | 0:25.00 [4]<br>(0:12.21) | 0:12.79 [5]<br>(0:12.79) |
| Average Speed [km/h]   | 51.1                     | 64.4                     | 63.7                     | 63.4                     | 63.9                     | 62.0                     | 59.4                     | 56.4                     |
| Top Speed [km/h]       | 62.3                     | 65.2                     | 64.6                     | 64.4                     | 64.2                     | 63.7                     | 61.5                     | 59.8                     |
| Avg. Dist. to Rail [m] | 5.6                      | 2.6                      | 3.3                      | 2.0                      | 1.6                      | 1.8                      | 4.2                      | 6.1                      |
| Avg. Stride Freq. [Hz] | 2.2                      | 2.4                      | 2.3                      | 2.3                      | 2.4                      | 2.4                      | 2.4                      | 2.3                      |
| Avg. Stride Length [m] | 6.3                      | 7.4                      | 7.6                      | 7.6                      | 7.4                      | 7.2                      | 6.9                      | 6.8                      |



- [ ] Ranking at each section and finish
- .-.- No data available at this section
- NA No data available



|                                |                 |
|--------------------------------|-----------------|
| Horse/Jockey Name              | Islero          |
| Final Rank                     | 5               |
| Fastest Section Time (Section) | 0:11.07 (1400m) |
| Top Speed [km/h] (Section)     | 67.9 (1400m)    |
| Race State                     | Finished        |



### Mackay QLD Professional

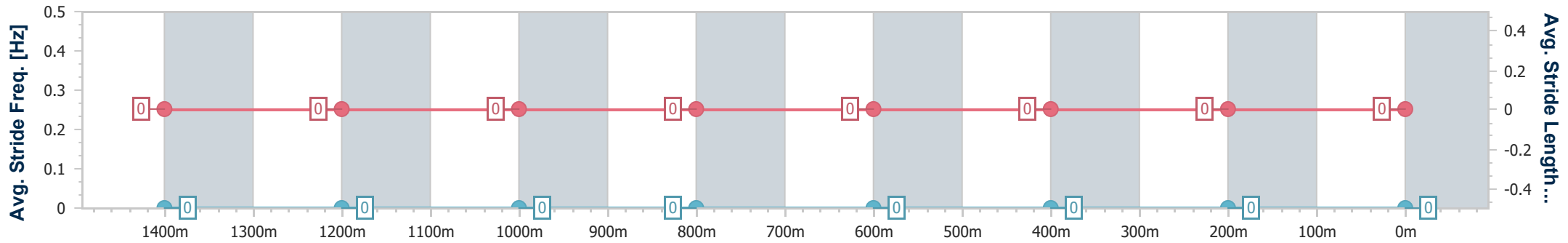
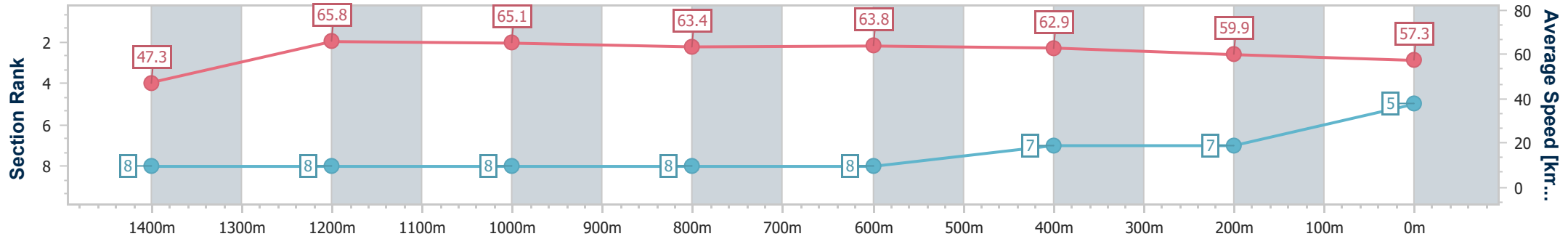
Race 4: Bright Light Marketing Class 3 Plate - 1560m

22 December 2023 - 14:06

Track Rating: Good 4, Weather: Overcast, Rail Position: True



| Section                | Overall                  | 1400m                    | 1200m                    | 1000m                    | 800m                     | 600m                     | 400m                     | 200m                     |
|------------------------|--------------------------|--------------------------|--------------------------|--------------------------|--------------------------|--------------------------|--------------------------|--------------------------|
| Section Times          | 1:33.58 [5]<br>(0:12.18) | 1:21.40 [8]<br>(0:11.07) | 1:10.33 [8]<br>(0:11.14) | 0:59.19 [8]<br>(0:11.40) | 0:47.79 [8]<br>(0:11.36) | 0:36.43 [8]<br>(0:11.66) | 0:24.77 [7]<br>(0:12.18) | 0:12.59 [7]<br>(0:12.59) |
| Average Speed [km/h]   | 47.3                     | 65.8                     | 65.1                     | 63.4                     | 63.8                     | 62.9                     | 59.9                     | 57.3                     |
| Top Speed [km/h]       | 63.7                     | 67.9                     | 66.9                     | 64.4                     | 64.5                     | 64.0                     | 61.0                     | 59.4                     |
| Avg. Dist. to Rail [m] | 8.4                      | 2.6                      | 2.3                      | 2.1                      | 1.9                      | 2.4                      | 5.7                      | 6.6                      |
| Avg. Stride Freq. [Hz] | --                       | --                       | --                       | --                       | --                       | --                       | --                       | --                       |
| Avg. Stride Length [m] | --                       | --                       | --                       | --                       | --                       | --                       | --                       | --                       |



- [ ] Ranking at each section and finish
- No data available at this section
- NA No data available



|                                |                   |
|--------------------------------|-------------------|
| Horse/Jockey Name              | Lenny Rocket      |
| Final Rank                     | 6                 |
| Fastest Section Time (Section) | 0:10.82 (Overall) |
| Top Speed [km/h] (Section)     | 67.3 (1400m)      |
| Race State                     | Finished          |



### Mackay QLD Professional

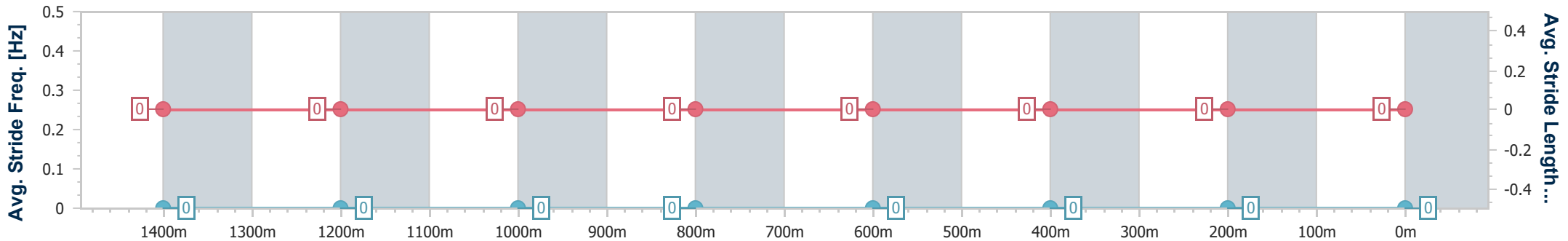
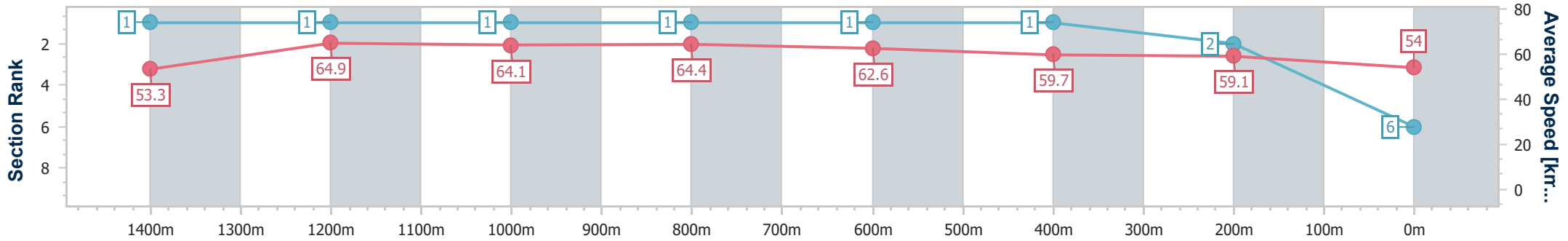
Race 4: Bright Light Marketing Class 3 Plate - 1560m

22 December 2023 - 14:06

Track Rating: Good 4, Weather: Overcast, Rail Position: True



| Section                | Overall                  | 1400m                    | 1200m                    | 1000m                    | 800m                     | 600m                     | 400m                     | 200m                     |
|------------------------|--------------------------|--------------------------|--------------------------|--------------------------|--------------------------|--------------------------|--------------------------|--------------------------|
| Section Times          | 1:33.60 [6]<br>(0:10.82) | 1:22.78 [1]<br>(0:11.18) | 1:11.60 [1]<br>(0:11.23) | 1:00.37 [1]<br>(0:11.23) | 0:49.14 [1]<br>(0:11.50) | 0:37.64 [1]<br>(0:12.06) | 0:25.58 [1]<br>(0:12.25) | 0:13.33 [2]<br>(0:13.33) |
| Average Speed [km/h]   | 53.3                     | 64.9                     | 64.1                     | 64.4                     | 62.6                     | 59.7                     | 59.1                     | 54.0                     |
| Top Speed [km/h]       | 66.8                     | 67.3                     | 65.2                     | 65.2                     | 63.9                     | 61.0                     | 59.9                     | 56.8                     |
| Avg. Dist. to Rail [m] | 7.7                      | 2.1                      | 0.8                      | 0.5                      | 0.7                      | 0.5                      | 1.9                      | 3.0                      |
| Avg. Stride Freq. [Hz] | --                       | --                       | --                       | --                       | --                       | --                       | --                       | --                       |
| Avg. Stride Length [m] | --                       | --                       | --                       | --                       | --                       | --                       | --                       | --                       |



- [ ] Ranking at each section and finish
- No data available at this section
- NA No data available





|                                |                   |
|--------------------------------|-------------------|
| Horse/Jockey Name              | Gabrielle         |
| Final Rank                     | 7                 |
| Fastest Section Time (Section) | 0:11.23 (Overall) |
| Top Speed [km/h] (Section)     | 65.6 (1400m)      |
| Race State                     | Finished          |



Mackay QLD Professional

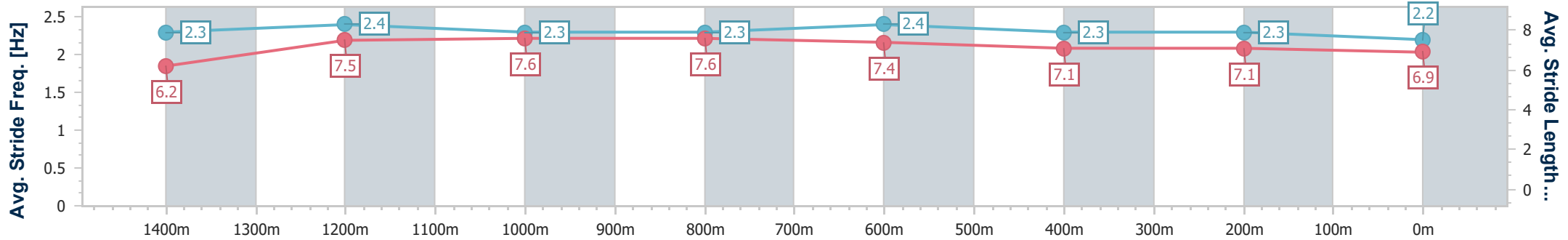
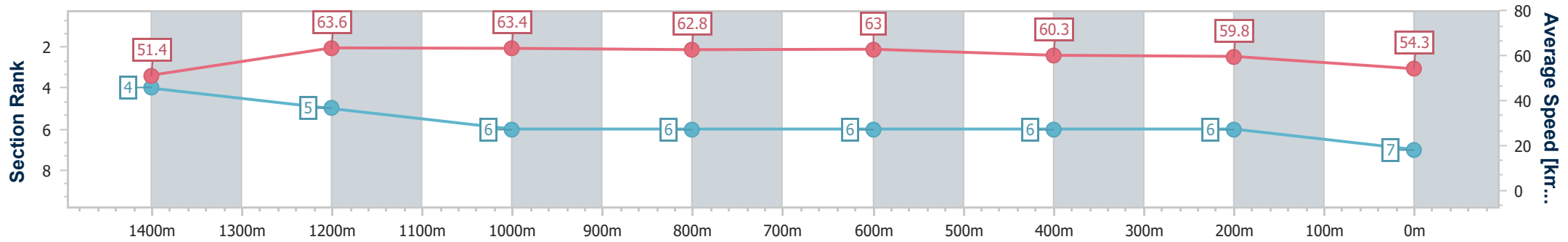
Race 4: Bright Light Marketing Class 3 Plate - 1560m

22 December 2023 - 14:06

Track Rating: Good 4, Weather: Overcast, Rail Position: True



| Section                | Overall                  | 1400m                    | 1200m                    | 1000m                    | 800m                     | 600m                     | 400m                     | 200m                     |
|------------------------|--------------------------|--------------------------|--------------------------|--------------------------|--------------------------|--------------------------|--------------------------|--------------------------|
| Section Times          | 1:34.07 [7]<br>(0:11.23) | 1:22.84 [4]<br>(0:11.37) | 1:11.47 [5]<br>(0:11.39) | 1:00.08 [6]<br>(0:11.49) | 0:48.59 [6]<br>(0:11.40) | 0:37.19 [6]<br>(0:11.89) | 0:25.30 [6]<br>(0:12.05) | 0:13.25 [6]<br>(0:13.25) |
| Average Speed [km/h]   | 51.4                     | 63.6                     | 63.4                     | 62.8                     | 63.0                     | 60.3                     | 59.8                     | 54.3                     |
| Top Speed [km/h]       | 64.1                     | 65.6                     | 64.5                     | 63.6                     | 64.8                     | 62.3                     | 60.8                     | 58.0                     |
| Avg. Dist. to Rail [m] | 4.0                      | 1.3                      | 1.3                      | 0.6                      | 0.3                      | 0.5                      | 1.9                      | 3.5                      |
| Avg. Stride Freq. [Hz] | 2.3                      | 2.4                      | 2.3                      | 2.3                      | 2.4                      | 2.3                      | 2.3                      | 2.2                      |
| Avg. Stride Length [m] | 6.2                      | 7.5                      | 7.6                      | 7.6                      | 7.4                      | 7.1                      | 7.1                      | 6.9                      |



- [ ] Ranking at each section and finish
- .-.- No data available at this section
- NA No data available



|                                |                 |
|--------------------------------|-----------------|
| Horse/Jockey Name              | Flying Arion    |
| Final Rank                     | 8               |
| Fastest Section Time (Section) | 0:11.05 (1200m) |
| Top Speed [km/h] (Section)     | 65.9 (1200m)    |
| Race State                     | Finished        |



### Mackay QLD Professional

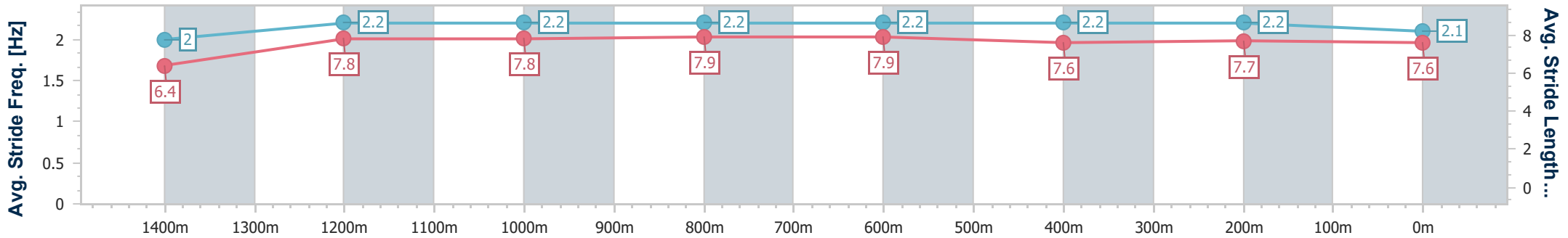
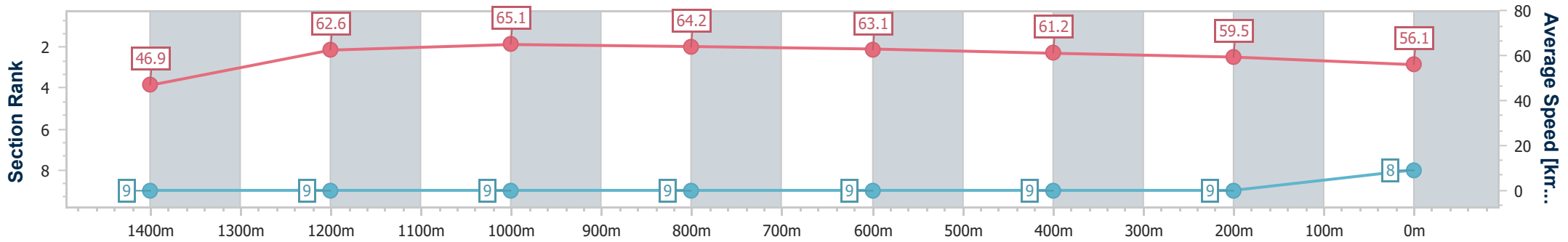
Race 4: Bright Light Marketing Class 3 Plate - 1560m

22 December 2023 - 14:06

Track Rating: Good 4, Weather: Overcast, Rail Position: True



| Section                | Overall                  | 1400m                    | 1200m                    | 1000m                    | 800m                     | 600m                     | 400m                     | 200m                     |
|------------------------|--------------------------|--------------------------|--------------------------|--------------------------|--------------------------|--------------------------|--------------------------|--------------------------|
| Section Times          | 1:34.45 [8]<br>(0:12.26) | 1:22.19 [9]<br>(0:11.60) | 1:10.59 [9]<br>(0:11.05) | 0:59.54 [9]<br>(0:11.26) | 0:48.28 [9]<br>(0:11.45) | 0:36.83 [9]<br>(0:11.85) | 0:24.98 [9]<br>(0:12.12) | 0:12.86 [9]<br>(0:12.86) |
| Average Speed [km/h]   | 46.9                     | 62.6                     | 65.1                     | 64.2                     | 63.1                     | 61.2                     | 59.5                     | 56.1                     |
| Top Speed [km/h]       | 59.9                     | 65.1                     | 65.9                     | 65.0                     | 63.6                     | 62.6                     | 59.8                     | 58.9                     |
| Avg. Dist. to Rail [m] | 7.6                      | 1.8                      | 1.5                      | 1.2                      | 1.2                      | 0.8                      | 2.4                      | 4.5                      |
| Avg. Stride Freq. [Hz] | 2.0                      | 2.2                      | 2.2                      | 2.2                      | 2.2                      | 2.2                      | 2.2                      | 2.1                      |
| Avg. Stride Length [m] | 6.4                      | 7.8                      | 7.8                      | 7.9                      | 7.9                      | 7.6                      | 7.7                      | 7.6                      |



- [ ] Ranking at each section and finish
- .-.- No data available at this section
- NA No data available



|                                |                   |
|--------------------------------|-------------------|
| Horse/Jockey Name              | Key To The Zou    |
| Final Rank                     | 9                 |
| Fastest Section Time (Section) | 0:10.93 (Overall) |
| Top Speed [km/h] (Section)     | 66.8 (Overall)    |
| Race State                     | Finished          |



### Mackay QLD Professional

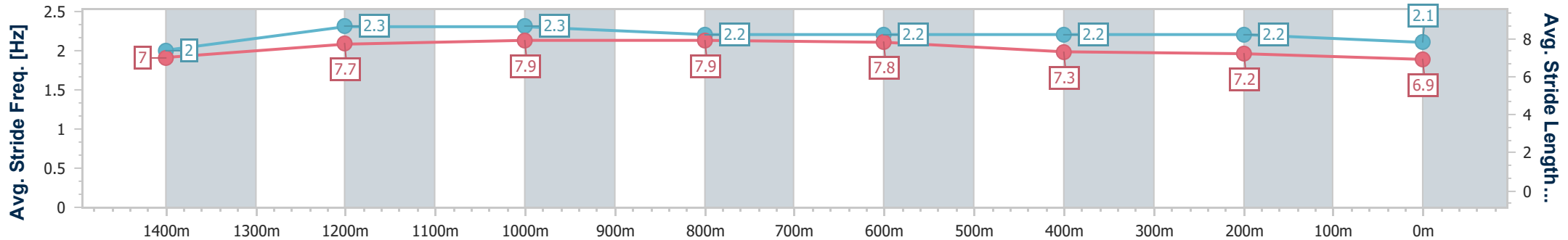
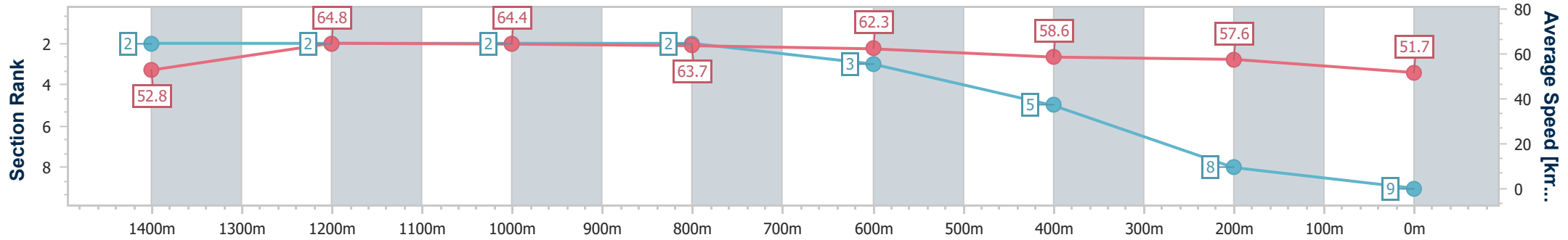
Race 4: Bright Light Marketing Class 3 Plate - 1560m

22 December 2023 - 14:06

Track Rating: Good 4, Weather: Overcast, Rail Position: True



| Section                | Overall                  | 1400m                    | 1200m                    | 1000m                    | 800m                     | 600m                     | 400m                     | 200m                     |
|------------------------|--------------------------|--------------------------|--------------------------|--------------------------|--------------------------|--------------------------|--------------------------|--------------------------|
| Section Times          | 1:34.96 [9]<br>(0:10.93) | 1:24.03 [2]<br>(0:11.22) | 1:12.81 [2]<br>(0:11.24) | 1:01.57 [2]<br>(0:11.34) | 0:50.23 [2]<br>(0:11.49) | 0:38.74 [3]<br>(0:12.33) | 0:26.41 [5]<br>(0:12.48) | 0:13.93 [8]<br>(0:13.93) |
| Average Speed [km/h]   | 52.8                     | 64.8                     | 64.4                     | 63.7                     | 62.3                     | 58.6                     | 57.6                     | 51.7                     |
| Top Speed [km/h]       | 66.8                     | 66.1                     | 65.4                     | 64.1                     | 63.7                     | 60.6                     | 58.7                     | 55.0                     |
| Avg. Dist. to Rail [m] | 3.2                      | 2.5                      | 1.8                      | 0.7                      | 0.2                      | 0.4                      | 0.8                      | 1.6                      |
| Avg. Stride Freq. [Hz] | 2.0                      | 2.3                      | 2.3                      | 2.2                      | 2.2                      | 2.2                      | 2.2                      | 2.1                      |
| Avg. Stride Length [m] | 7.0                      | 7.7                      | 7.9                      | 7.9                      | 7.8                      | 7.3                      | 7.2                      | 6.9                      |



- [ ] Ranking at each section and finish
- .-.- No data available at this section
- NA No data available