



Mackay QLD Professional

Race 1: Ladbroke It! QTIS Two-Year-Old Maiden Handicap - 1050m

22 December 2023 - 12:20



MACKAY TURF CLUB
Ooralea Racecourse

Track Rating: Good 4, Weather: Overcast, Rail Position: True

Section		Overall	1000m	800m	600m	400m	200m	Last 600m					
Field Times		1:03.29 (0:04.71)	0:58.58 (0:11.30)	0:47.28 (0:11.53)	0:35.75 (0:11.97)	0:23.78 (0:11.62)	0:12.16 (0:12.16)	0:35.75					
Rank	TAB Horse/Jockey	Barrier	Top Speed [km/h]	Fastest Section	Margin						Distance Travelled [m]		
1	3 DUBIOUS AUTHORITY Justin Stanley	8	67.0 1000m	0:04.71 Overall	1:03.29 [1] (0:04.71)	0:58.58 [1] (0:11.30)	0:47.28 [1] (0:11.53)	0:35.75 [1] (0:11.97)	0:23.78 [1] (0:11.62)	0:12.16 [1] (0:12.16)	1:03.29	0:35.75	
2	5 ROCKET POWER Ryan Wiggins	2	66.1 1000m	0:04.91 Overall	1:03.40 [2] (0:04.91)	0:58.49 [5] (0:11.27)	0:47.22 [3] (0:11.41)	0:35.81 [2] (0:11.98)	0:23.83 [2] (0:11.67)	0:12.16 [2] (0:12.16)	0.8L	0:35.81	-1
3	2 TELEKI Les Tilley	6	65.6 1000m	0:04.84 Overall	1:03.63 [3] (0:04.84)	0:58.79 [3] (0:11.55)	0:47.24 [4] (0:11.52)	0:35.72 [4] (0:11.83)	0:23.89 [4] (0:11.62)	0:12.27 [4] (0:12.27)	2.1L	0:35.72	+2
4	7 SECRET ENCRYPTION Nikki Olzard	3	66.6 1000m	0:04.98 Overall	1:03.64 [4] (0:04.98)	0:58.66 [6] (0:11.45)	0:47.21 [5] (0:11.53)	0:35.68 [5] (0:11.89)	0:23.79 [5] (0:11.61)	0:12.18 [5] (0:12.18)	2.2L	0:35.68	+1
5	1 OFFANGO Ashley Butler	1	65.4 1000m	0:04.83 Overall	1:03.66 [5] (0:04.83)	0:58.83 [2] (0:11.30)	0:47.53 [2] (0:11.60)	0:35.93 [3] (0:11.98)	0:23.95 [3] (0:11.61)	0:12.34 [3] (0:12.34)	2.3L	0:35.93	-1
6	8 MISHANI STYLE Tahlia Fenlon	5	64.3 1000m	0:04.89 Overall	1:03.87 [6] (0:04.89)	0:58.98 [4] (0:11.76)	0:47.22 [7] (0:11.71)	0:35.51 [7] (0:11.82)	0:23.69 [7] (0:11.52)	0:12.17 [6] (0:12.17)	3.3L	0:35.51	+0
7	4 PERFORMATIVE Raul Silvera Olivera	4	66.0 1000m	0:04.99 Overall	1:04.47 [7] (0:04.99)	0:59.48 [7] (0:11.55)	0:47.93 [6] (0:11.54)	0:36.39 [6] (0:12.03)	0:24.36 [6] (0:11.82)	0:12.54 [7] (0:12.54)	6.8L	0:36.39	+4

Scratched: Mishani Sunset (#6)

[] Ranking at each section and finish
 -:-:- No data available at this section
 NA No data available

SCN Saddle cloth number
 DNF Did not finish
 DNT Did not track



Horse/Jockey Name	Dubious Authority
Final Rank	1
Fastest Section Time (Section)	0:04.71 (Overall)
Top Speed [km/h] (Section)	67.0 (1000m)
Race State	Finished



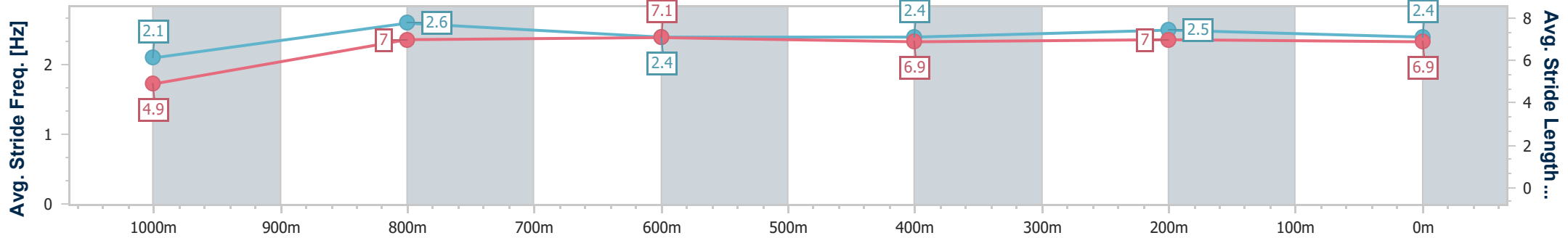
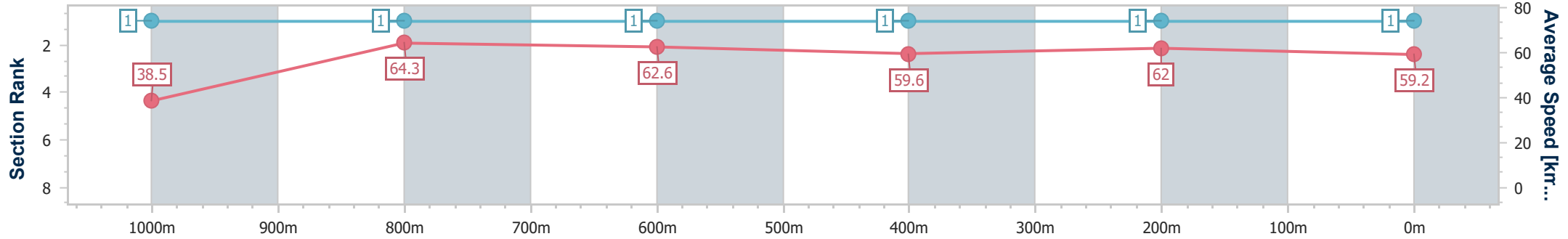
Mackay QLD Professional
Race 1: Ladbroke It! QTIS Two-Year-Old Maiden Handicap - 1050m



22 December 2023 - 12:20

Track Rating: Good 4, Weather: Overcast, Rail Position: True

Section	Overall	1000m	800m	600m	400m	200m
Section Times	1:03.29 [1] (0:04.71)	0:58.58 [1] (0:11.30)	0:47.28 [1] (0:11.53)	0:35.75 [1] (0:11.97)	0:23.78 [1] (0:11.62)	0:12.16 [1] (0:12.16)
Average Speed [km/h]	38.5	64.3	62.6	59.6	62.0	59.2
Top Speed [km/h]	54.5	67.0	65.2	61.0	63.4	62.4
Avg. Dist. to Rail [m]	8.8	4.5	0.6	0.9	1.3	2.9
Avg. Stride Freq. [Hz]	2.1	2.6	2.4	2.4	2.5	2.4
Avg. Stride Length [m]	4.9	7.0	7.1	6.9	7.0	6.9



- [] Ranking at each section and finish
- .-.- No data available at this section
- NA No data available



Horse/Jockey Name	Rocket Power
Final Rank	2
Fastest Section Time (Section)	0:04.91 (Overall)
Top Speed [km/h] (Section)	66.1 (1000m)
Race State	Finished



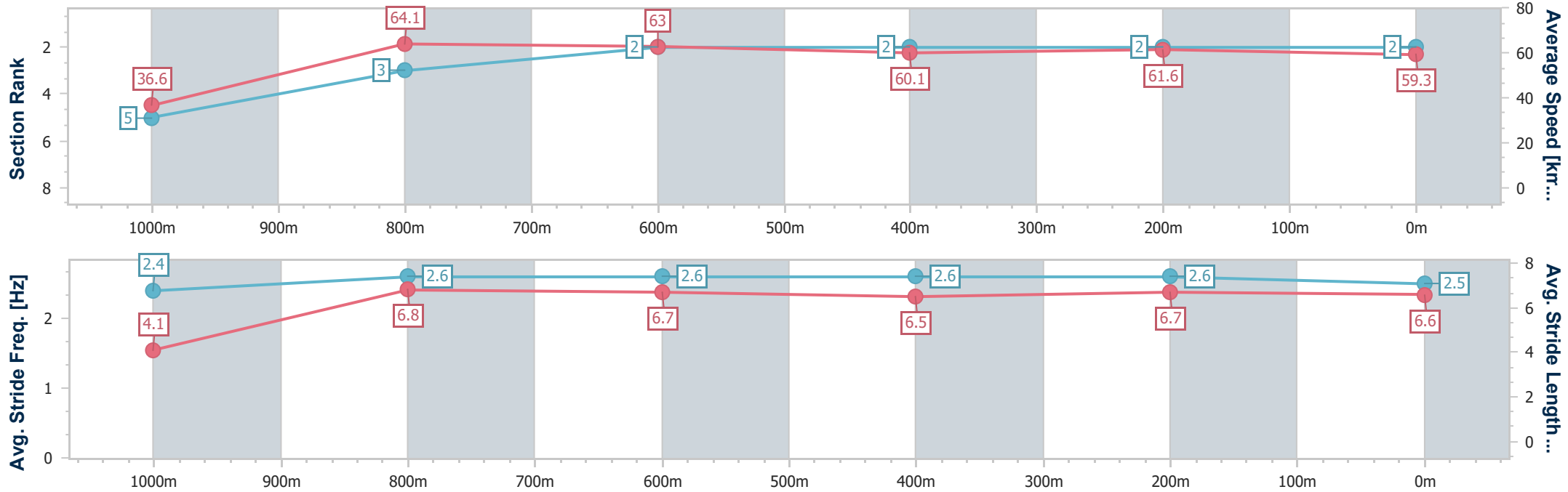
Mackay QLD Professional
Race 1: Ladbroke It! QTIS Two-Year-Old Maiden Handicap - 1050m



22 December 2023 - 12:20

Track Rating: Good 4, Weather: Overcast, Rail Position: True

Section	Overall	1000m	800m	600m	400m	200m
Section Times	1:03.40 [2] (0:04.91)	0:58.49 [5] (0:11.27)	0:47.22 [3] (0:11.41)	0:35.81 [2] (0:11.98)	0:23.83 [2] (0:11.67)	0:12.16 [2] (0:12.16)
Average Speed [km/h]	36.6	64.1	63.0	60.1	61.6	59.3
Top Speed [km/h]	54.8	66.1	65.4	61.3	62.7	62.1
Avg. Dist. to Rail [m]	4.3	1.3	0.4	0.3	0.8	3.7
Avg. Stride Freq. [Hz]	2.4	2.6	2.6	2.6	2.6	2.5
Avg. Stride Length [m]	4.1	6.8	6.7	6.5	6.7	6.6



- [] Ranking at each section and finish
- .-.- No data available at this section
- NA No data available



Horse/Jockey Name	Teleki
Final Rank	3
Fastest Section Time (Section)	0:04.84 (Overall)
Top Speed [km/h] (Section)	65.6 (1000m)
Race State	Finished



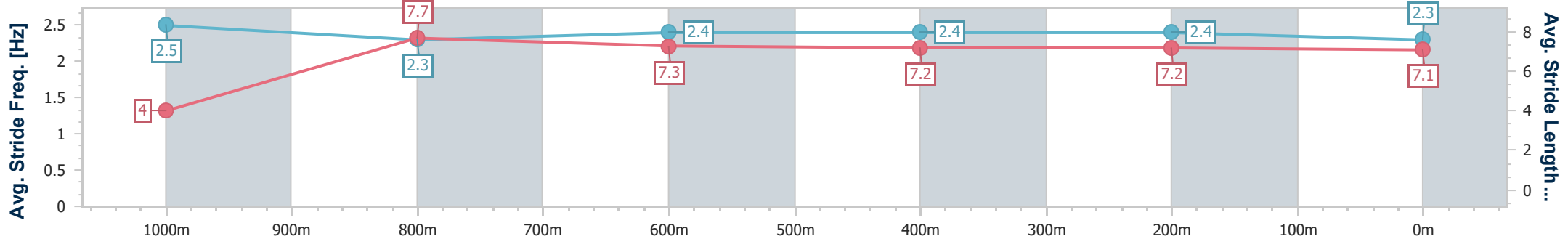
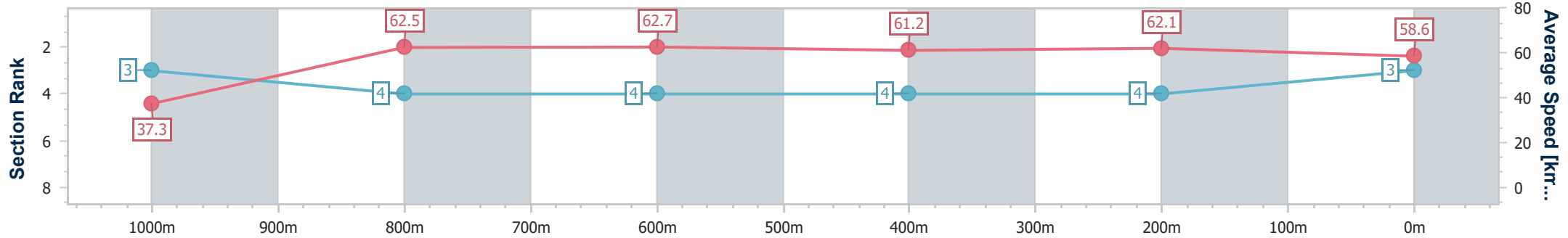
Mackay QLD Professional
Race 1: Ladbroke It! QTIS Two-Year-Old Maiden Handicap - 1050m



22 December 2023 - 12:20

Track Rating: Good 4, Weather: Overcast, Rail Position: True

Section	Overall	1000m	800m	600m	400m	200m
Section Times	1:03.63 [3] (0:04.84)	0:58.79 [3] (0:11.55)	0:47.24 [4] (0:11.52)	0:35.72 [4] (0:11.83)	0:23.89 [4] (0:11.62)	0:12.27 [4] (0:12.27)
Average Speed [km/h]	37.3	62.5	62.7	61.2	62.1	58.6
Top Speed [km/h]	53.7	65.6	65.0	63.1	63.5	61.4
Avg. Dist. to Rail [m]	6.9	2.5	1.3	0.6	2.4	4.2
Avg. Stride Freq. [Hz]	2.5	2.3	2.4	2.4	2.4	2.3
Avg. Stride Length [m]	4.0	7.7	7.3	7.2	7.2	7.1



- [] Ranking at each section and finish
- .-.- No data available at this section
- NA No data available



Horse/Jockey Name	Secret Encryption
Final Rank	4
Fastest Section Time (Section)	0:04.98 (Overall)
Top Speed [km/h] (Section)	66.6 (1000m)
Race State	Finished



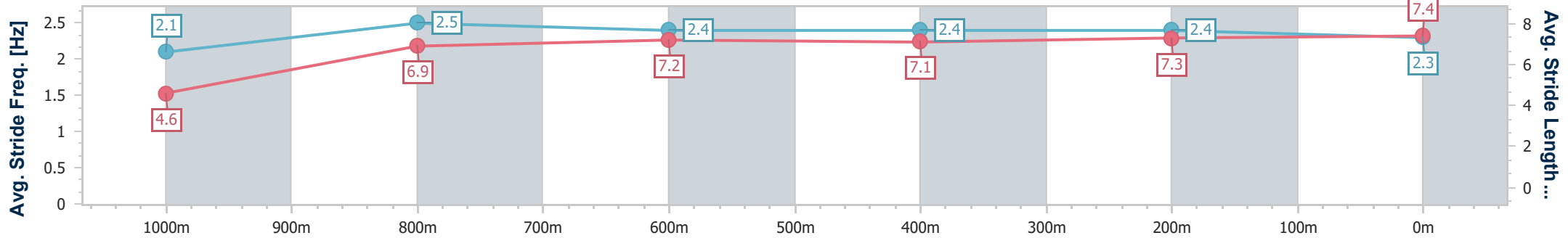
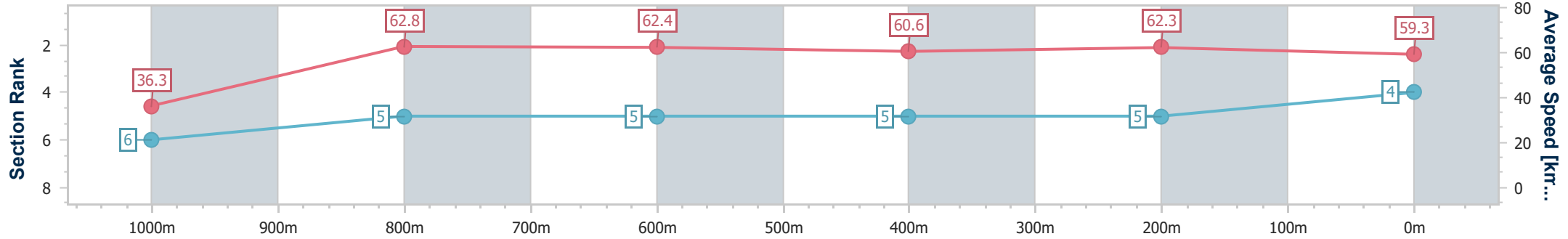
Mackay QLD Professional
Race 1: Ladbroke It! QTIS Two-Year-Old Maiden Handicap - 1050m



22 December 2023 - 12:20

Track Rating: Good 4, Weather: Overcast, Rail Position: True

Section	Overall	1000m	800m	600m	400m	200m
Section Times	1:03.64 [4] (0:04.98)	0:58.66 [6] (0:11.45)	0:47.21 [5] (0:11.53)	0:35.68 [5] (0:11.89)	0:23.79 [5] (0:11.61)	0:12.18 [5] (0:12.18)
Average Speed [km/h]	36.3	62.8	62.4	60.6	62.3	59.3
Top Speed [km/h]	51.4	66.6	64.4	61.5	64.3	63.2
Avg. Dist. to Rail [m]	4.5	1.2	0.5	0.8	4.6	7.4
Avg. Stride Freq. [Hz]	2.1	2.5	2.4	2.4	2.4	2.3
Avg. Stride Length [m]	4.6	6.9	7.2	7.1	7.3	7.4



- [] Ranking at each section and finish
- .-.- No data available at this section
- NA No data available



Horse/Jockey Name	Offango
Final Rank	5
Fastest Section Time (Section)	0:04.83 (Overall)
Top Speed [km/h] (Section)	65.4 (1000m)
Race State	Finished



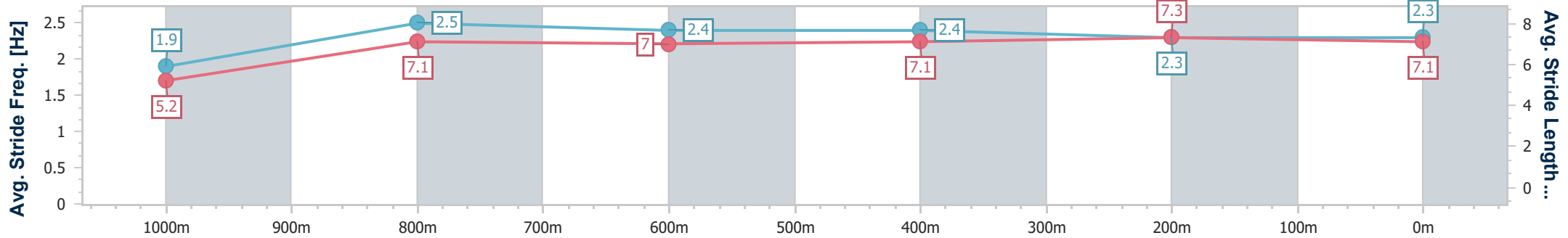
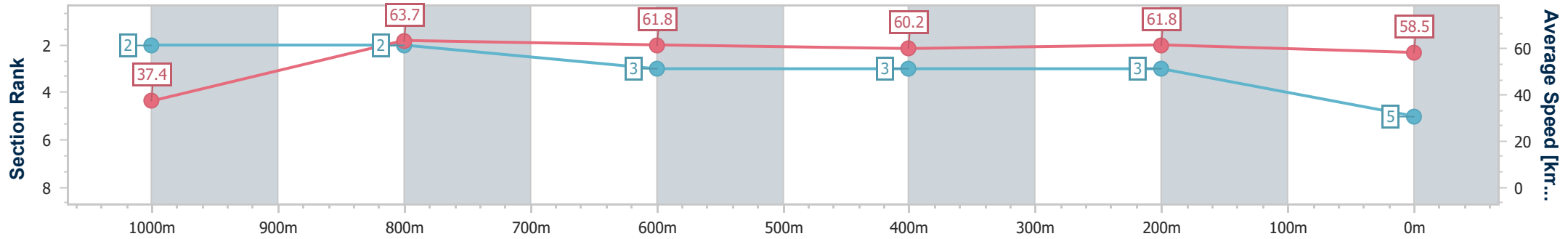
Mackay QLD Professional
Race 1: Ladbroke It! QTIS Two-Year-Old Maiden Handicap - 1050m



22 December 2023 - 12:20

Track Rating: Good 4, Weather: Overcast, Rail Position: True

Section	Overall	1000m	800m	600m	400m	200m
Section Times	1:03.66 [5] (0:04.83)	0:58.83 [2] (0:11.30)	0:47.53 [2] (0:11.60)	0:35.93 [3] (0:11.98)	0:23.95 [3] (0:11.61)	0:12.34 [3] (0:12.34)
Average Speed [km/h]	37.4	63.7	61.8	60.2	61.8	58.5
Top Speed [km/h]	54.4	65.4	63.6	62.0	63.4	61.9
Avg. Dist. to Rail [m]	2.6	0.8	0.6	0.4	0.3	1.9
Avg. Stride Freq. [Hz]	1.9	2.5	2.4	2.4	2.3	2.3
Avg. Stride Length [m]	5.2	7.1	7.0	7.1	7.3	7.1



- [] Ranking at each section and finish
- .-.- No data available at this section
- NA No data available



Horse/Jockey Name	Mishani Style
Final Rank	6
Fastest Section Time (Section)	0:04.89 (Overall)
Top Speed [km/h] (Section)	64.3 (1000m)
Race State	Finished



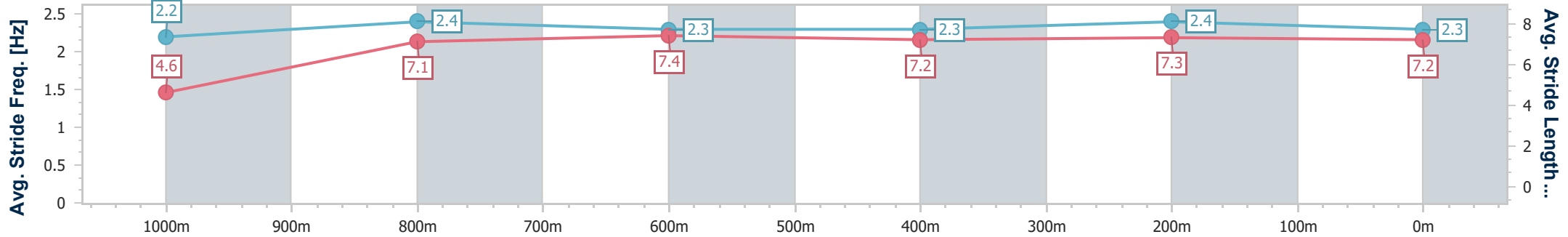
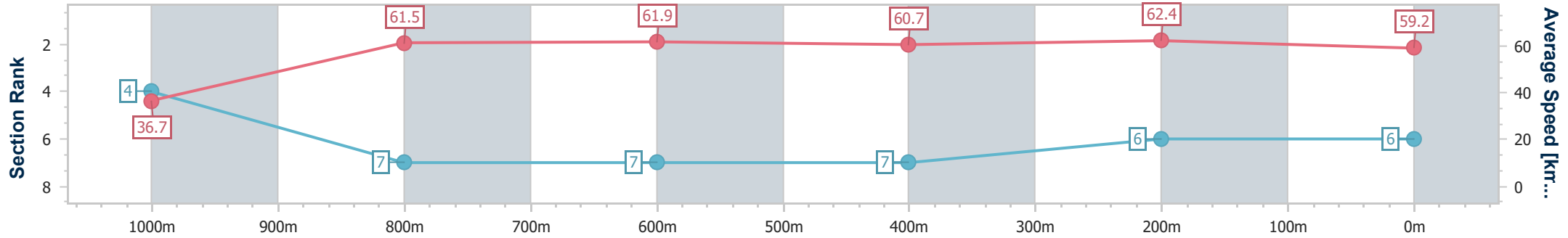
Mackay QLD Professional
Race 1: Ladbroke It! QTIS Two-Year-Old Maiden Handicap - 1050m



22 December 2023 - 12:20

Track Rating: Good 4, Weather: Overcast, Rail Position: True

Section	Overall	1000m	800m	600m	400m	200m
Section Times	1:03.87 [6] (0:04.89)	0:58.98 [4] (0:11.76)	0:47.22 [7] (0:11.71)	0:35.51 [7] (0:11.82)	0:23.69 [7] (0:11.52)	0:12.17 [6] (0:12.17)
Average Speed [km/h]	36.7	61.5	61.9	60.7	62.4	59.2
Top Speed [km/h]	52.6	64.3	62.7	62.1	64.0	62.4
Avg. Dist. to Rail [m]	6.1	2.5	0.8	0.7	2.0	4.0
Avg. Stride Freq. [Hz]	2.2	2.4	2.3	2.3	2.4	2.3
Avg. Stride Length [m]	4.6	7.1	7.4	7.2	7.3	7.2



- [] Ranking at each section and finish
- .-.- No data available at this section
- NA No data available



Horse/Jockey Name	Performative
Final Rank	7
Fastest Section Time (Section)	0:04.99 (Overall)
Top Speed [km/h] (Section)	66.0 (1000m)
Race State	Finished



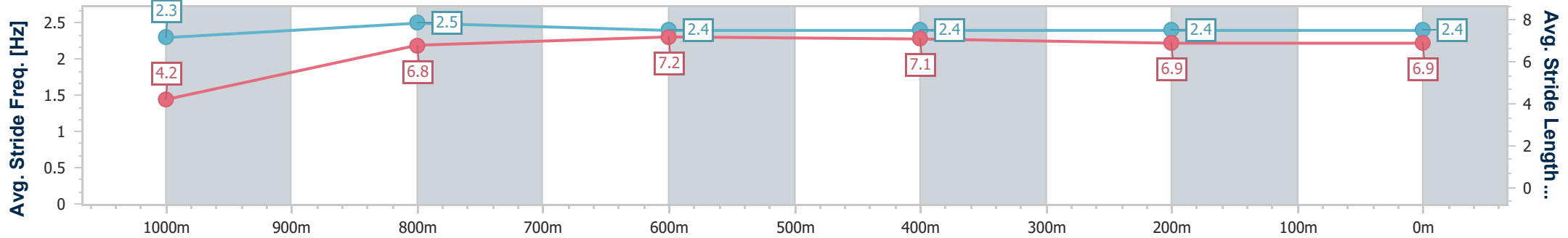
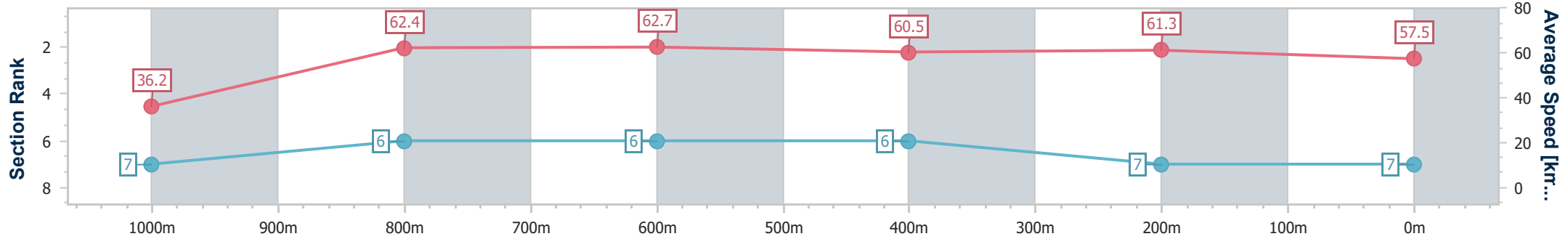
Mackay QLD Professional
Race 1: Ladbroke It! QTIS Two-Year-Old Maiden Handicap - 1050m



22 December 2023 - 12:20

Track Rating: Good 4, Weather: Overcast, Rail Position: True

Section	Overall	1000m	800m	600m	400m	200m
Section Times	1:04.47 [7] (0:04.99)	0:59.48 [7] (0:11.55)	0:47.93 [6] (0:11.54)	0:36.39 [6] (0:12.03)	0:24.36 [6] (0:11.82)	0:12.54 [7] (0:12.54)
Average Speed [km/h]	36.2	62.4	62.7	60.5	61.3	57.5
Top Speed [km/h]	53.7	66.0	63.9	61.3	63.4	61.4
Avg. Dist. to Rail [m]	5.0	1.5	0.9	1.1	4.5	6.1
Avg. Stride Freq. [Hz]	2.3	2.5	2.4	2.4	2.4	2.4
Avg. Stride Length [m]	4.2	6.8	7.2	7.1	6.9	6.9



- [] Ranking at each section and finish
- .-.-.- No data available at this section
- NA No data available