



# Doomben QLD Professional

## Race 2: DRINKWISE QTIS Three-Year-Old Maiden Plate - 1200m

20 December 2023 - 13:46



BRISBANE  
RACING CLUB

Track Rating: Good 4, Weather: Fine, Rail Position: +9m Entire

Section		Overall										Last 600m	
Field Times		1:09.24										0:34.37	
		(0:12.91)										(0:11.70)	
		0:56.33										0:34.37	
		(0:10.56)										(0:11.70)	
		0:45.77										0:34.37	
		(0:11.40)										(0:11.58)	
		0:34.37										0:22.79	
		(0:11.58)										(0:11.09)	
		0:22.79										0:11.70	
		(0:11.09)										(0:11.70)	
Rank	TAB	Horse/Jockey	Barrier	Top Speed [km/h]	Fastest Section	Overall	1000m	800m	600m	400m	200m	Margin	Distance Travelled [m]
1	9	CERTAINLYCAN James Orman	14	71.4	0:10.56	1:09.24 [1] (0:12.91)	0:56.33 [1] (0:10.56)	0:45.77 [1] (0:11.40)	0:34.37 [1] (0:11.58)	0:22.79 [1] (0:11.09)	0:11.70 [1] (0:11.70)	1:09.24	0:34.37
2	3	KING TARIK Kyle Wilson-Taylor	4	70.1	0:10.63	1:10.20 [2] (0:13.10)	0:57.10 [3] (0:10.63)	0:46.47 [3] (0:11.33)	0:35.14 [2] (0:11.47)	0:23.67 [2] (0:11.28)	0:12.39 [2] (0:12.39)	5.69L	0:35.14 +2
3	1	AUTUMN SONG Michael Rodd	3	71.0	0:10.66	1:10.22 [3] (0:13.24)	0:56.98 [6] (0:10.66)	0:46.32 [5] (0:11.31)	0:35.01 [5] (0:11.56)	0:23.45 [3] (0:11.40)	0:12.05 [3] (0:12.05)	5.77L	0:35.01 +11
4	10	MISS FARSTAR Samantha Collett	6	69.4	0:10.54	1:10.28 [4] (0:13.62)	0:56.66 [8] (0:10.54)	0:46.12 [8] (0:11.32)	0:34.80 [8] (0:11.64)	0:23.16 [7] (0:11.24)	0:11.92 [6] (0:11.92)	6.12L	0:34.80 +10
5	11	PINK THUNDER Angela Jones	2	70.6	0:10.60	1:10.31 [5] (0:13.03)	0:57.28 [2] (0:10.60)	0:46.68 [2] (0:11.52)	0:35.16 [3] (0:11.74)	0:23.42 [4] (0:11.32)	0:12.10 [4] (0:12.10)	6.34L	0:35.16 +3
6	5	SHARP DAZZLER Cejay Graham	12	67.5	0:11.00	1:10.34 [6] (0:13.83)	0:56.51 [10] (0:11.00)	0:45.51 [10] (0:11.02)	0:34.49 [9] (0:11.60)	0:22.89 [9] (0:11.15)	0:11.74 [8] (0:11.74)	6.49L	0:34.49 +5
7	2	ILFRACOMBE KID Kirk Matheson	5	70.6	0:10.67	1:10.62 [7] (0:13.14)	0:57.48 [4] (0:10.67)	0:46.81 [4] (0:11.38)	0:35.43 [4] (0:11.71)	0:23.72 [5] (0:11.42)	0:12.30 [5] (0:12.30)	8.12L	0:35.43 +11
8	13	OPTIMUS MAXIMUS Justin Huxtable	1	70.4	0:10.61	1:10.77 [8] (0:13.34)	0:57.43 [7] (0:10.61)	0:46.82 [6] (0:11.44)	0:35.38 [7] (0:11.67)	0:23.71 [6] (0:11.42)	0:12.29 [7] (0:12.29)	9.03L	0:35.38 -2
9	8	BEAN BALL Bailey Wheeler	10	70.0	0:10.71	1:11.23 [9] (0:13.24)	0:57.99 [5] (0:10.71)	0:47.28 [7] (0:11.39)	0:35.89 [6] (0:11.87)	0:24.02 [8] (0:11.53)	0:12.49 [9] (0:12.49)	11.7L	0:35.89 +16
10	14	BEAN ALL OVA Alexandra Bryan	7	67.8	0:11.01	1:12.64 [10] (0:13.68)	0:58.96 [9] (0:11.01)	0:47.95 [9] (0:11.39)	0:36.56 [10] (0:12.10)	0:24.46 [10] (0:12.11)	0:12.35 [10] (0:12.35)	20L	0:36.56 +4

Scratched: On The Tightrope (#4), Aerial Dancer (#6), Aurora (#7), Up The Country (#12)

Report Created: Wed 20 December 2023 14:07 GM (Note: Timing is based on position data)

Page 1/11

[ ] Ranking at each section and finish  
 -:-:- No data available at this section  
 NA No data available

SCN Saddle cloth number  
 DNF Did not finish  
 DNT Did not track

data processed by TRIPLES DATA



Horse/Jockey Name	Certainlycan
Final Rank	1
Fastest Section Time (Section)	0:10.56 (1000m)
Top Speed [km/h] (Section)	71.4 (Overall)
Race State	Finished



Doomben QLD Professional



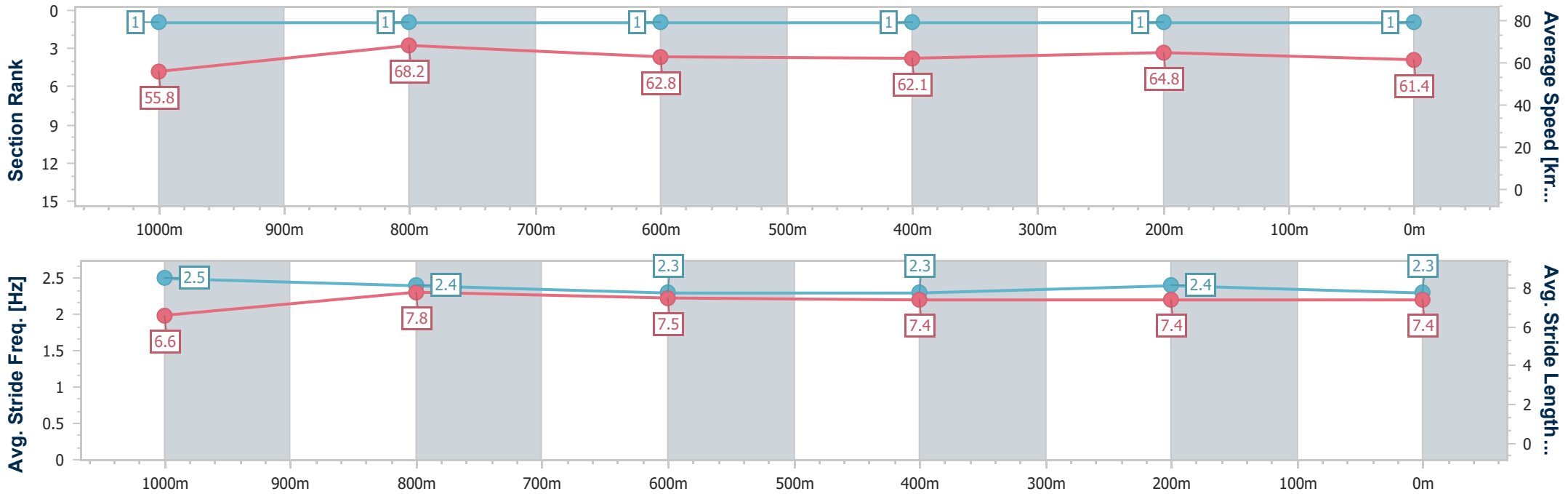
Race 2: DRINKWISE QTIS Three-Year-Old Maiden Plate - 1200m

20 December 2023 - 13:46

Track Rating: Good 4, Weather: Fine, Rail Position: +9m Entire

BRISBANE RACING CLUB

Section	Overall	1000m	800m	600m	400m	200m
Section Times	1:09.24 [1] (0:12.91)	0:56.33 [1] (0:10.56)	0:45.77 [1] (0:11.40)	0:34.37 [1] (0:11.58)	0:22.79 [1] (0:11.09)	0:11.70 [1] (0:11.70)
Average Speed [km/h]	55.8	68.2	62.8	62.1	64.8	61.4
Top Speed [km/h]	71.4	71.2	65.7	62.9	66.5	64.8
Avg. Dist. to Rail [m]	7.0	1.4	1.2	0.6	0.9	0.2
Avg. Stride Freq. [Hz]	2.5	2.4	2.3	2.3	2.4	2.3
Avg. Stride Length [m]	6.6	7.8	7.5	7.4	7.4	7.4



- [ ] Ranking at each section and finish
- .-.- No data available at this section
- NA No data available



Horse/Jockey Name	King Tarik
Final Rank	2
Fastest Section Time (Section)	0:10.63 (1000m)
Top Speed [km/h] (Section)	70.1 (Overall)
Race State	Finished



Doomben QLD Professional



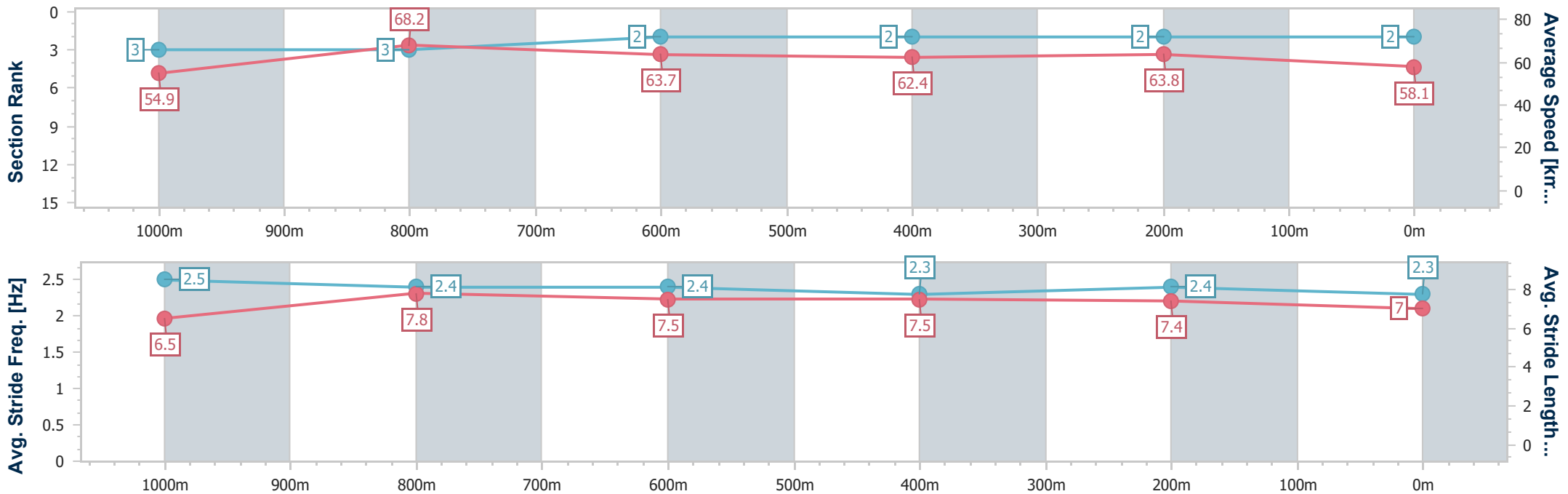
Race 2: DRINKWISE QTIS Three-Year-Old Maiden Plate - 1200m

20 December 2023 - 13:46

Track Rating: Good 4, Weather: Fine, Rail Position: +9m Entire

BRISBANE RACING CLUB

Section	Overall	1000m	800m	600m	400m	200m
Section Times	1:10.20 [2] (0:13.10)	0:57.10 [3] (0:10.63)	0:46.47 [3] (0:11.33)	0:35.14 [2] (0:11.47)	0:23.67 [2] (0:11.28)	0:12.39 [2] (0:12.39)
Average Speed [km/h]	54.9	68.2	63.7	62.4	63.8	58.1
Top Speed [km/h]	70.1	69.9	66.6	64.6	65.1	61.5
Avg. Dist. to Rail [m]	2.5	0.8	0.5	0.5	0.4	0.9
Avg. Stride Freq. [Hz]	2.5	2.4	2.4	2.3	2.4	2.3
Avg. Stride Length [m]	6.5	7.8	7.5	7.5	7.4	7.0



- [ ] Ranking at each section and finish
- .-.- No data available at this section
- NA No data available



Horse/Jockey Name	Autumn Song
Final Rank	3
Fastest Section Time (Section)	0:10.66 (1000m)
Top Speed [km/h] (Section)	71.0 (1000m)
Race State	Finished



Doomben QLD Professional



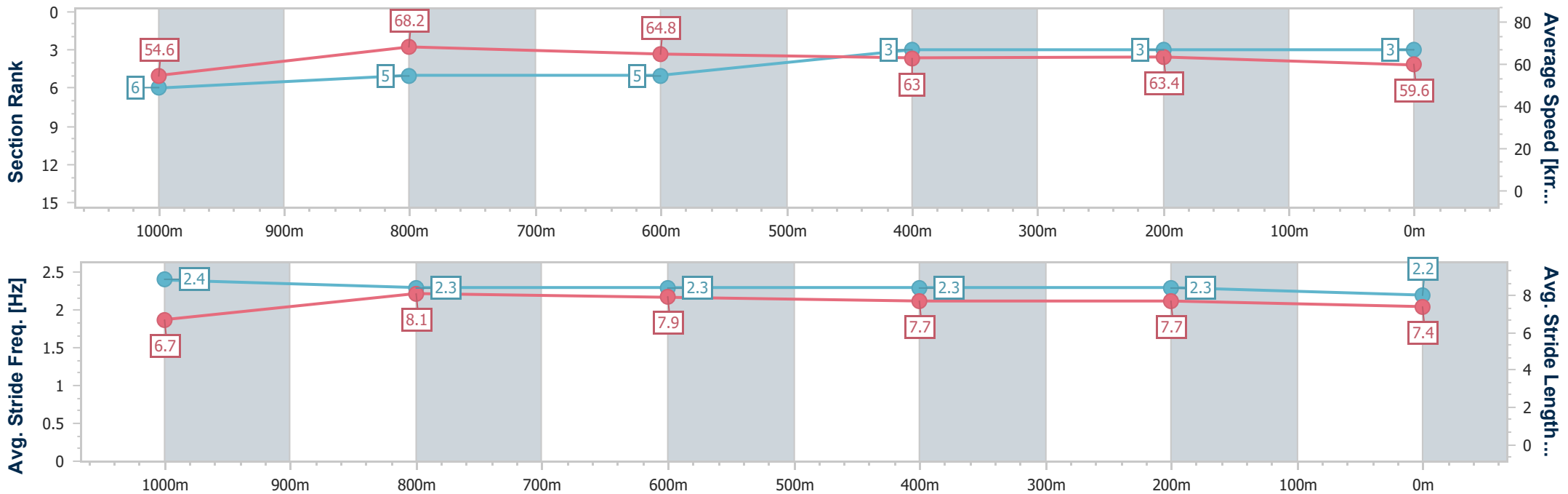
Race 2: DRINKWISE QTIS Three-Year-Old Maiden Plate - 1200m

20 December 2023 - 13:46

Track Rating: Good 4, Weather: Fine, Rail Position: +9m Entire

BRISBANE RACING CLUB

Section	Overall	1000m	800m	600m	400m	200m
Section Times	1:10.22 [3] (0:13.24)	0:56.98 [6] (0:10.66)	0:46.32 [5] (0:11.31)	0:35.01 [5] (0:11.56)	0:23.45 [3] (0:11.40)	0:12.05 [3] (0:12.05)
Average Speed [km/h]	54.6	68.2	64.8	63.0	63.4	59.6
Top Speed [km/h]	68.4	71.0	66.1	63.5	64.3	61.7
Avg. Dist. to Rail [m]	2.0	3.9	3.3	2.0	2.8	6.6
Avg. Stride Freq. [Hz]	2.4	2.3	2.3	2.3	2.3	2.2
Avg. Stride Length [m]	6.7	8.1	7.9	7.7	7.7	7.4



- [ ] Ranking at each section and finish
- .-.- No data available at this section
- NA No data available



Horse/Jockey Name	Miss Farstar
Final Rank	4
Fastest Section Time (Section)	0:10.54 (1000m)
Top Speed [km/h] (Section)	69.4 (1000m)
Race State	Finished



Doomben QLD Professional



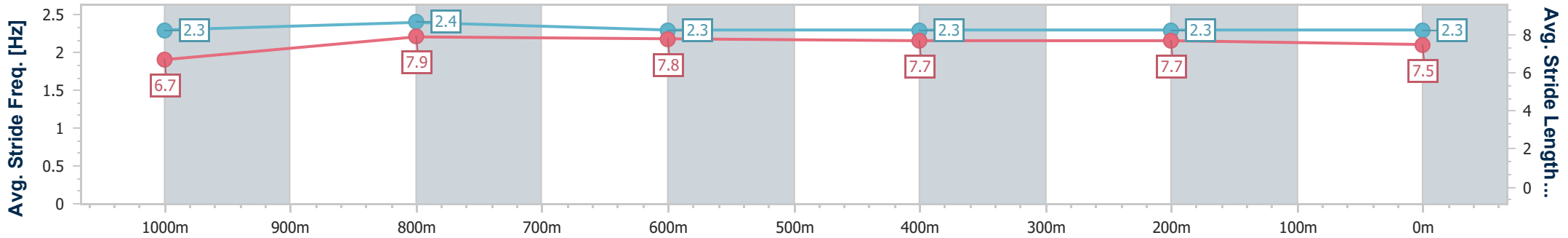
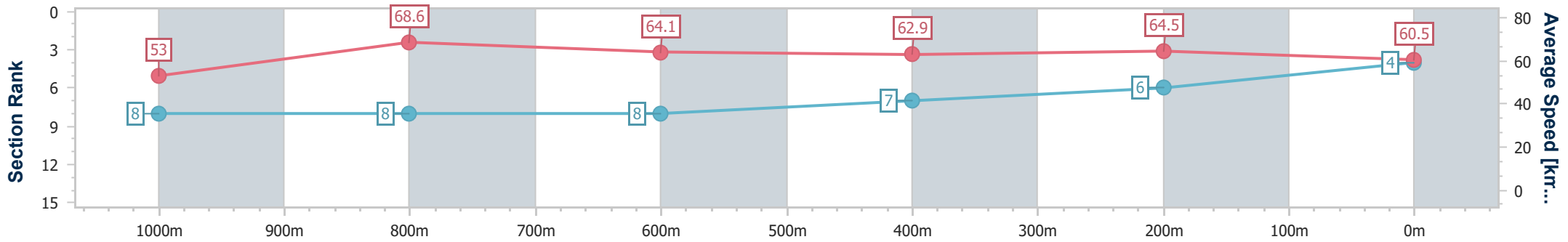
Race 2: DRINKWISE QTIS Three-Year-Old Maiden Plate - 1200m

20 December 2023 - 13:46

Track Rating: Good 4, Weather: Fine, Rail Position: +9m Entire

BRISBANE RACING CLUB

Section	Overall	1000m	800m	600m	400m	200m
Section Times	1:10.28 [4] (0:13.62)	0:56.66 [8] (0:10.54)	0:46.12 [8] (0:11.32)	0:34.80 [8] (0:11.64)	0:23.16 [7] (0:11.24)	0:11.92 [6]
Average Speed [km/h]	53.0	68.6	64.1	62.9	64.5	60.5
Top Speed [km/h]	68.9	69.4	66.6	64.4	65.3	63.1
Avg. Dist. to Rail [m]	2.4	0.6	2.1	3.2	4.9	7.2
Avg. Stride Freq. [Hz]	2.3	2.4	2.3	2.3	2.3	2.3
Avg. Stride Length [m]	6.7	7.9	7.8	7.7	7.7	7.5



- [ ] Ranking at each section and finish
- .-.- No data available at this section
- NA No data available



Horse/Jockey Name	Pink Thunder
Final Rank	5
Fastest Section Time (Section)	0:10.60 (1000m)
Top Speed [km/h] (Section)	70.6 (Overall)
Race State	Finished



Doomben QLD Professional



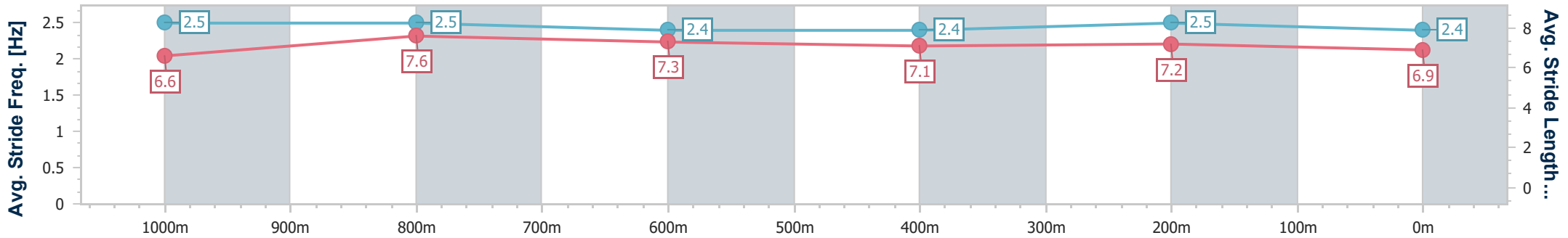
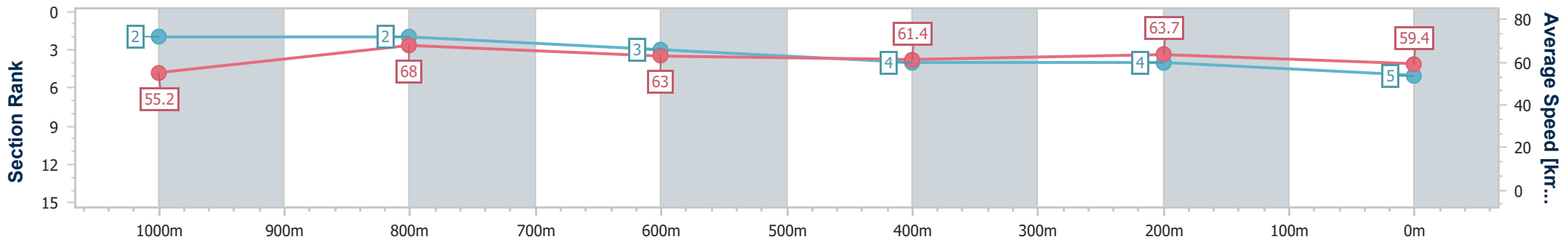
Race 2: DRINKWISE QTIS Three-Year-Old Maiden Plate - 1200m

20 December 2023 - 13:46

Track Rating: Good 4, Weather: Fine, Rail Position: +9m Entire

BRISBANE RACING CLUB

Section	Overall	1000m	800m	600m	400m	200m
Section Times	1:10.31 [5] (0:13.03)	0:57.28 [2] (0:10.60)	0:46.68 [2] (0:11.52)	0:35.16 [3] (0:11.74)	0:23.42 [4] (0:11.32)	0:12.10 [4] (0:12.10)
Average Speed [km/h]	55.2	68.0	63.0	61.4	63.7	59.4
Top Speed [km/h]	70.6	70.6	65.5	62.9	65.5	62.7
Avg. Dist. to Rail [m]	0.9	0.4	0.8	0.5	0.6	0.3
Avg. Stride Freq. [Hz]	2.5	2.5	2.4	2.4	2.5	2.4
Avg. Stride Length [m]	6.6	7.6	7.3	7.1	7.2	6.9



- [ ] Ranking at each section and finish
- .-.- No data available at this section
- NA No data available



Horse/Jockey Name	Sharp Dazzler
Final Rank	6
Fastest Section Time (Section)	0:11.00 (1000m)
Top Speed [km/h] (Section)	67.5 (800m)
Race State	Finished



Doomben QLD Professional



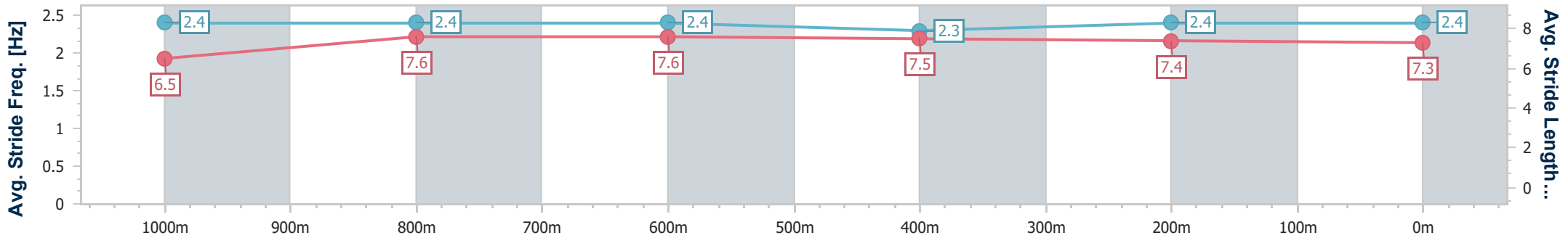
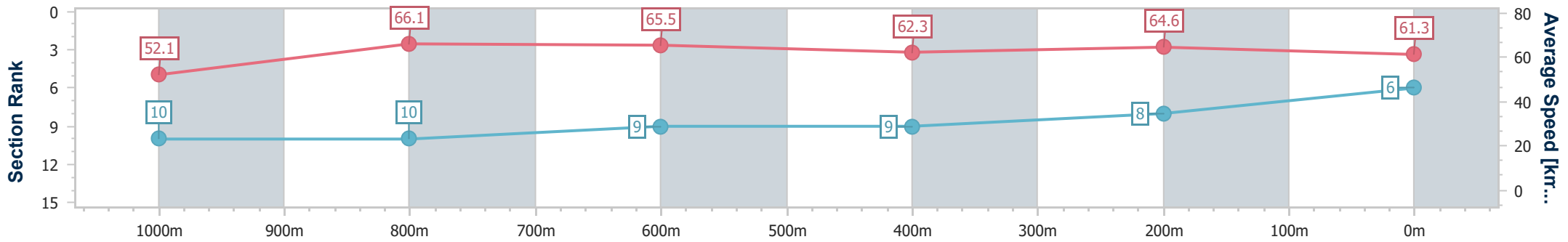
Race 2: DRINKWISE QTIS Three-Year-Old Maiden Plate - 1200m

20 December 2023 - 13:46

Track Rating: Good 4, Weather: Fine, Rail Position: +9m Entire

BRISBANE RACING CLUB

Section	Overall	1000m	800m	600m	400m	200m
Section Times	1:10.34 [6] (0:13.83)	0:56.51 [10] (0:11.00)	0:45.51 [10] (0:11.02)	0:34.49 [9] (0:11.60)	0:22.89 [9] (0:11.15)	0:11.74 [8] (0:11.74)
Average Speed [km/h]	52.1	66.1	65.5	62.3	64.6	61.3
Top Speed [km/h]	65.9	67.1	67.5	63.9	65.8	64.0
Avg. Dist. to Rail [m]	6.8	2.6	1.3	0.5	1.8	6.1
Avg. Stride Freq. [Hz]	2.4	2.4	2.4	2.3	2.4	2.4
Avg. Stride Length [m]	6.5	7.6	7.6	7.5	7.4	7.3



- [ ] Ranking at each section and finish
- .-.- No data available at this section
- NA No data available



Horse/Jockey Name	Ilfracombe Kid
Final Rank	7
Fastest Section Time (Section)	0:10.67 (1000m)
Top Speed [km/h] (Section)	70.6 (1000m)
Race State	Finished



Doomben QLD Professional



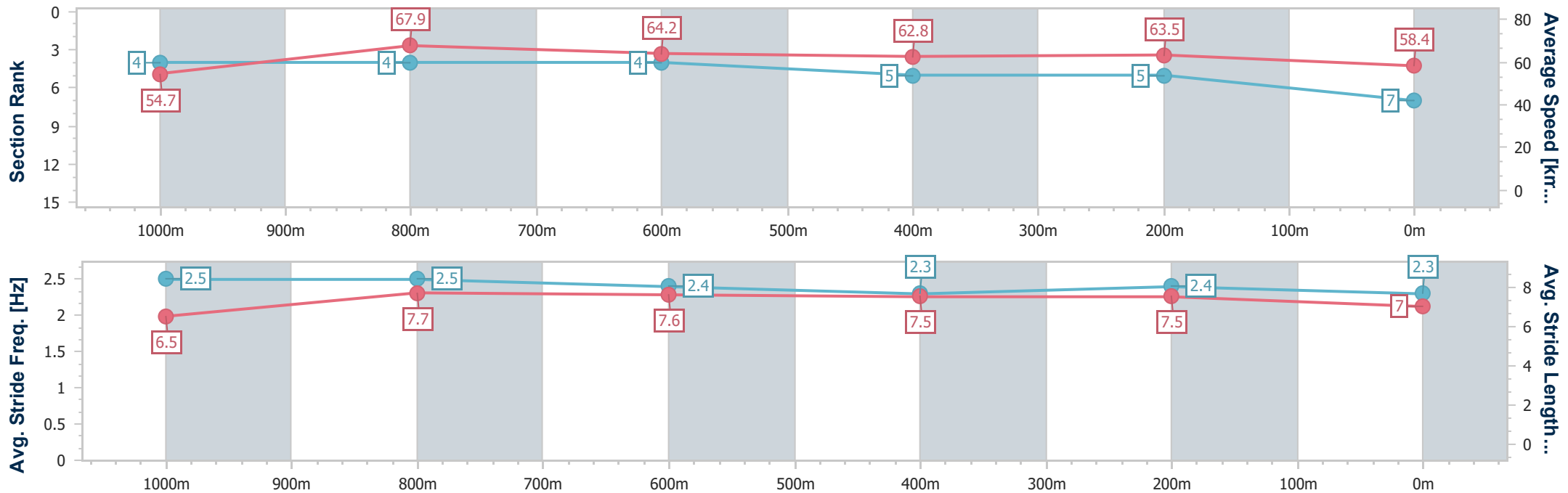
Race 2: DRINKWISE QTIS Three-Year-Old Maiden Plate - 1200m

20 December 2023 - 13:46

Track Rating: Good 4, Weather: Fine, Rail Position: +9m Entire

BRISBANE RACING CLUB

Section	Overall	1000m	800m	600m	400m	200m
Section Times	1:10.62 [7] (0:13.14)	0:57.48 [4] (0:10.67)	0:46.81 [4] (0:11.38)	0:35.43 [4] (0:11.71)	0:23.72 [5] (0:11.42)	0:12.30 [5] (0:12.30)
Average Speed [km/h]	54.7	67.9	64.2	62.8	63.5	58.4
Top Speed [km/h]	69.8	70.6	66.6	64.3	64.3	61.7
Avg. Dist. to Rail [m]	3.1	1.9	3.2	3.7	3.7	4.6
Avg. Stride Freq. [Hz]	2.5	2.5	2.4	2.3	2.4	2.3
Avg. Stride Length [m]	6.5	7.7	7.6	7.5	7.5	7.0



- [ ] Ranking at each section and finish
- .-.- No data available at this section
- NA No data available





Horse/Jockey Name	Optimus Maximus
Final Rank	8
Fastest Section Time (Section)	0:10.61 (1000m)
Top Speed [km/h] (Section)	70.4 (1000m)
Race State	Finished



Doomben QLD Professional



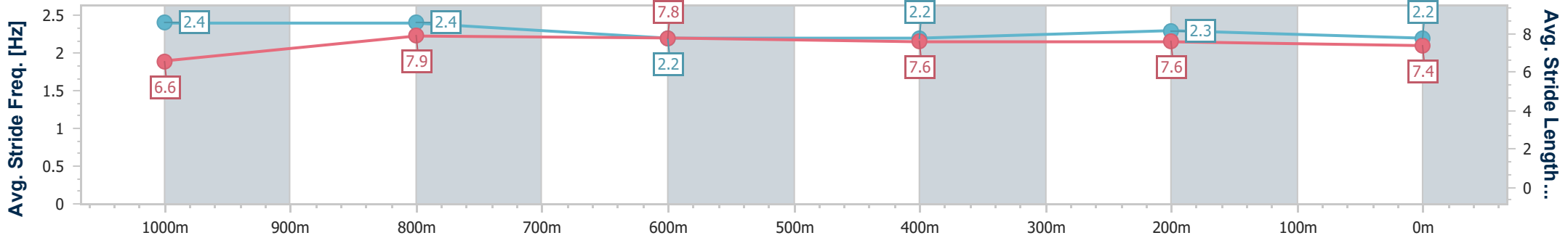
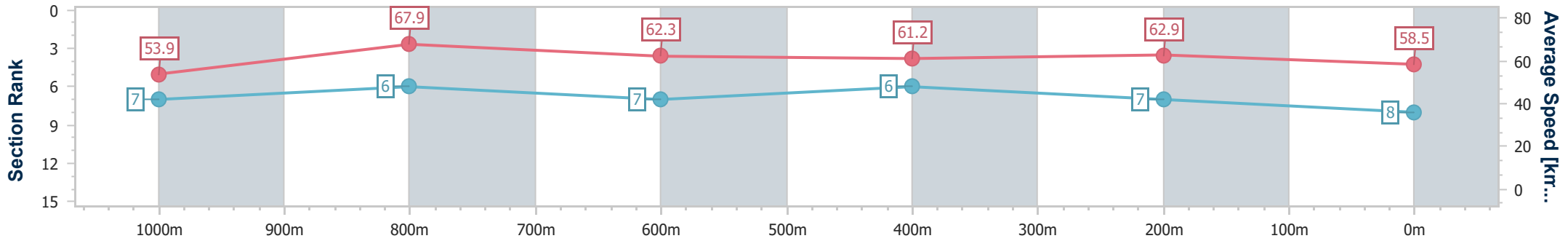
Race 2: DRINKWISE QTIS Three-Year-Old Maiden Plate - 1200m

20 December 2023 - 13:46

Track Rating: Good 4, Weather: Fine, Rail Position: +9m Entire

BRISBANE RACING CLUB

Section	Overall	1000m	800m	600m	400m	200m
Section Times	1:10.77 [8] (0:13.34)	0:57.43 [7] (0:10.61)	0:46.82 [6] (0:11.44)	0:35.38 [7] (0:11.67)	0:23.71 [6] (0:11.42)	0:12.29 [7] (0:12.29)
Average Speed [km/h]	53.9	67.9	62.3	61.2	62.9	58.5
Top Speed [km/h]	69.9	70.4	65.6	63.2	63.4	61.4
Avg. Dist. to Rail [m]	0.4	0.4	1.3	1.9	1.6	0.3
Avg. Stride Freq. [Hz]	2.4	2.4	2.2	2.2	2.3	2.2
Avg. Stride Length [m]	6.6	7.9	7.8	7.6	7.6	7.4



- [ ] Ranking at each section and finish
- .-.- No data available at this section
- NA No data available



Horse/Jockey Name	Bean Ball
Final Rank	9
Fastest Section Time (Section)	0:10.71 (1000m)
Top Speed [km/h] (Section)	70.0 (1000m)
Race State	Finished



Doomben QLD Professional



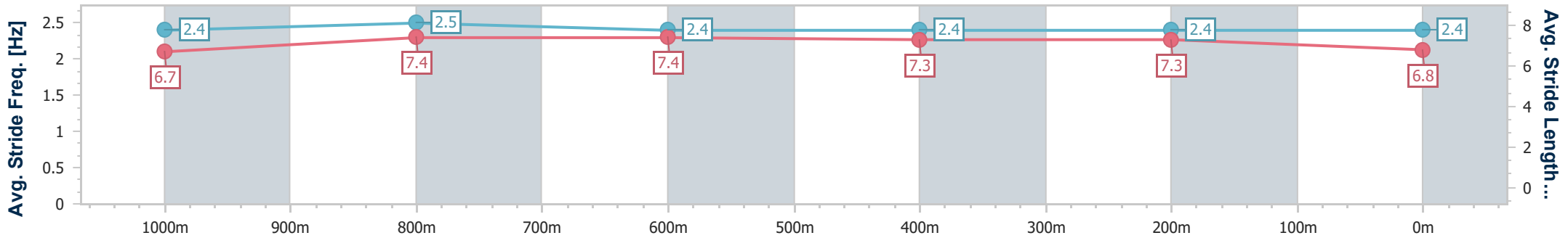
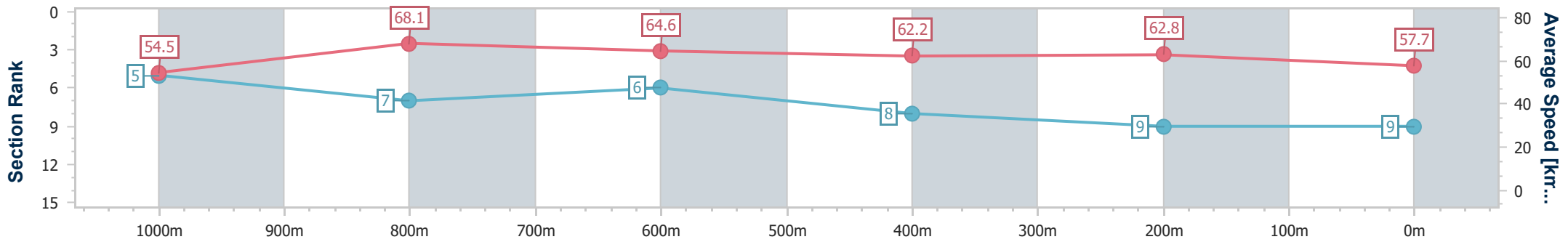
Race 2: DRINKWISE QTIS Three-Year-Old Maiden Plate - 1200m

20 December 2023 - 13:46

Track Rating: Good 4, Weather: Fine, Rail Position: +9m Entire

BRISBANE RACING CLUB

Section	Overall	1000m	800m	600m	400m	200m
Section Times	1:11.23 [9] (0:13.24)	0:57.99 [5] (0:10.71)	0:47.28 [7] (0:11.39)	0:35.89 [6] (0:11.87)	0:24.02 [8] (0:11.53)	0:12.49 [9] (0:12.49)
Average Speed [km/h]	54.5	68.1	64.6	62.2	62.8	57.7
Top Speed [km/h]	69.9	70.0	66.7	63.6	64.5	60.9
Avg. Dist. to Rail [m]	5.6	3.5	5.3	4.7	4.0	6.6
Avg. Stride Freq. [Hz]	2.4	2.5	2.4	2.4	2.4	2.4
Avg. Stride Length [m]	6.7	7.4	7.4	7.3	7.3	6.8



- [ ] Ranking at each section and finish
- .-.- No data available at this section
- NA No data available



Horse/Jockey Name	Bean All Ova
Final Rank	10
Fastest Section Time (Section)	0:11.01 (1000m)
Top Speed [km/h] (Section)	67.8 (1000m)
Race State	Finished



Doomben QLD Professional



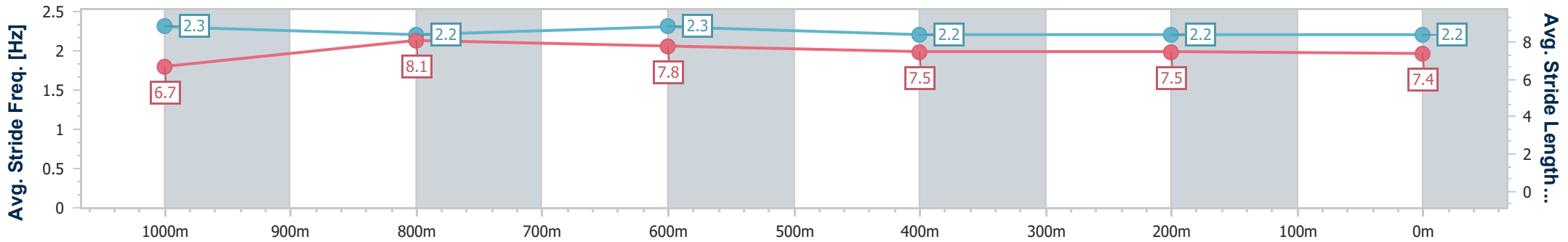
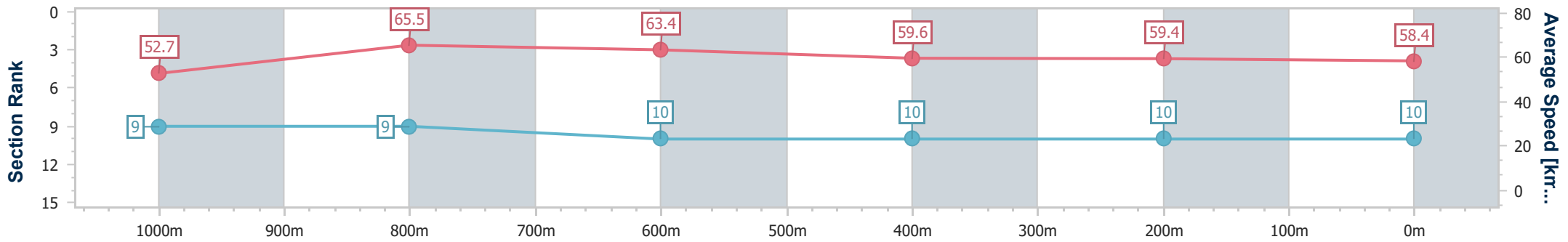
Race 2: DRINKWISE QTIS Three-Year-Old Maiden Plate - 1200m

20 December 2023 - 13:46

Track Rating: Good 4, Weather: Fine, Rail Position: +9m Entire

BRISBANE RACING CLUB

Section	Overall	1000m	800m	600m	400m	200m
Section Times	1:12.64 [10] (0:13.68)	0:58.96 [9] (0:11.01)	0:47.95 [9] (0:11.39)	0:36.56 [10] (0:12.10)	0:24.46 [10] (0:12.11)	0:12.35 [10] (0:12.35)
Average Speed [km/h]	52.7	65.5	63.4	59.6	59.4	58.4
Top Speed [km/h]	67.3	67.8	64.5	62.4	60.2	60.2
Avg. Dist. to Rail [m]	4.2	0.7	0.3	0.5	1.7	3.3
Avg. Stride Freq. [Hz]	2.3	2.2	2.3	2.2	2.2	2.2
Avg. Stride Length [m]	6.7	8.1	7.8	7.5	7.5	7.4



- [ ] Ranking at each section and finish
- .-.- No data available at this section
- NA No data available