

Track Rating: Good 4 , Weather: Fine , Rail Position: +5m Entire

Section		Overall	1400m	1200m	1000m	800m	600m	400m	Last 600m				
Field Times		1:40.53 (0:14.62)	1:25.91 (0:11.07)	1:14.84 (0:11.72)	1:03.12 (0:12.07)	0:51.05 (0:12.48)	0:38.57 (0:12.61)	0:25.96 (0:13.01)	0:38.57				
Rank	TAB Horse/Jockey	Barrier	Top Speed [km/h]	Fastest Section									Distance Travelled [m]
1	2 FREE CARRY Anthony Allen	2	70.6	0:10.83	1:40.53 [1] (0:14.86)	1:25.67 [5] (0:10.83)	1:14.84 [1] (0:11.72)	1:03.12 [1] (0:12.07)	0:51.05 [1] (0:12.48)	0:38.57 [1] (0:12.61)	0:25.96 [1] (0:13.01)	0:38.57	
2	3 ROYAL GEORGE Melea Castle	11	69.7	0:10.87	1:40.74 [2] (0:15.19)	1:25.55 [8] (0:10.87)	1:14.68 [6] (0:11.38)	1:03.30 [3] (0:12.19)	0:51.11 [2] (0:12.47)	0:38.64 [2] (0:12.76)	0:25.88 [2] (0:12.96)	0:38.64	+2
3	6 WITH RESPECT Brodie Loy	5	66.8	0:11.12	1:40.75 [3] (0:14.82)	1:25.93 [4] (0:11.12)	1:14.81 [4] (0:11.79)	1:03.02 [6] (0:12.46)	0:50.56 [6] (0:12.29)	0:38.27 [6] (0:12.94)	0:25.33 [6] (0:12.63)	0:38.27	-4
4	5 VISCOUNT SYDNEY Micheal McDonald	3	67.4	0:11.19	1:41.67 [4] (0:15.00)	1:26.67 [6] (0:11.19)	1:15.48 [7] (0:11.76)	1:03.72 [7] (0:12.78)	0:50.94 [8] (0:12.23)	0:38.71 [8] (0:12.72)	0:25.99 [7] (0:13.01)	0:38.71	+0
5	1 DAWN PARTY Justin Huxtable	8	68.2	0:11.29	1:41.72 [5] (0:14.76)	1:26.96 [2] (0:11.29)	1:15.67 [5] (0:11.58)	1:04.09 [5] (0:12.55)	0:51.54 [5] (0:12.15)	0:39.39 [5] (0:12.72)	0:26.67 [3] (0:13.24)	0:39.39	+9
6	8 MAGIC IN PARIS Rikki Jamieson	7	68.0	0:10.94	1:41.95 [6] (0:14.81)	1:27.14 [3] (0:10.94)	1:16.20 [2] (0:11.79)	1:04.41 [4] (0:12.29)	0:52.12 [3] (0:12.42)	0:39.70 [3] (0:13.01)	0:26.69 [4] (0:13.09)	0:39.70	-3
7	9 LADY PARVATI Karl Zechner	1	69.5	0:11.16	1:42.33 [7] (0:15.13)	1:27.20 [7] (0:11.16)	1:16.04 [8] (0:11.70)	1:04.34 [8] (0:12.55)	0:51.79 [7] (0:12.26)	0:39.53 [7] (0:12.90)	0:26.63 [8] (0:13.23)	0:39.53	+3
8	4 SNAKESKIN Les Tilley	10	67.7	0:11.16	1:43.14 [8] (0:14.62)	1:28.52 [1] (0:11.16)	1:17.36 [3] (0:11.65)	1:05.71 [2] (0:12.43)	0:53.28 [4] (0:12.42)	0:40.86 [4] (0:13.01)	0:27.85 [5] (0:13.53)	0:40.86	+7

Scratched: Aynat (#12), Hopetoun Sunrise (#7), In The Picture (#10), T Davieslass (#11)



Toowoomba QLD Professional

Race 6: WHITELEGG AND TATHAM Maiden Plate - 1625m

16 December 2023 - 20:31



Track Rating: Good 4 , Weather: Fine , Rail Position: +5m Entire

Section				200m				Last 600m	
Field Times				0:12.95 (0:12.95)				0:38.57	
Rank	TAB	Horse/Jockey	Barrier	Top Speed [km/h]	Fastest Section	Margin			Distance Travelled [m]
1	2	FREE CARRY Anthony Allen	2	70.6 Overall	0:10.83 1400m	0:12.95 [1] (0:12.95)	1:40.53		0:38.57
2	3	ROYAL GEORGE Melea Castle	11	69.7 1400m	0:10.87 1400m	0:12.92 [2] (0:12.92)	1.3L		0:38.64 +2
3	6	WITH RESPECT Brodie Loy	5	66.8 Overall	0:11.12 1400m	0:12.70 [3] (0:12.70)	1.4L		0:38.27 -4
4	5	VISCOUNT SYDNEY Micheal McDonald	3	67.4 Overall	0:11.19 1400m	0:12.98 [6] (0:12.98)	6.7L		0:38.71 +0
5	1	DAWN PARTY Justin Huxtable	8	68.2 Overall	0:11.29 1400m	0:13.43 [4] (0:13.43)	6.9L		0:39.39 +9
6	8	MAGIC IN PARIS Rikki Jamieson	7	68.0 Overall	0:10.94 1400m	0:13.60 [5] (0:13.60)	8.2L		0:39.70 -3
7	9	LADY PARVATI Karl Zechner	1	69.5 Overall	0:11.16 1400m	0:13.40 [8] (0:13.40)	10.2L		0:39.53 +3
8	4	SNAKESKIN Les Tilley	10	67.7 Overall	0:11.16 1400m	0:14.32 [7] (0:14.32)	15L		0:40.86 +7

Scratched: Aynat (#12), Hopetoun Sunrise (#7), In The Picture (#10), Tavierlass (#11)

[] Ranking at each section and finish
 -:-:- No data available at this section
 NA No data available

SCN Saddle cloth number
 DNF Did not finish
 DNT Did not track



Horse/Jockey Name	Free Carry
Final Rank	1
Fastest Section Time (Section)	0:10.83 (1400m)
Top Speed [km/h] (Section)	70.6 (Overall)
Race State	Finished



Toowoomba QLD Professional

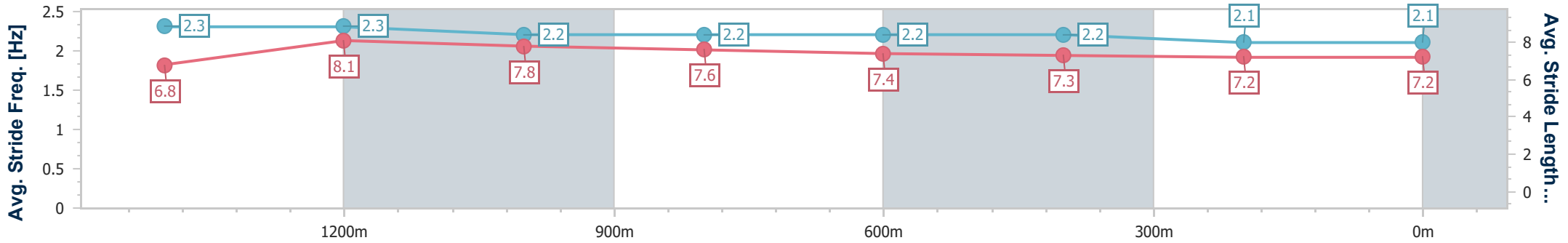
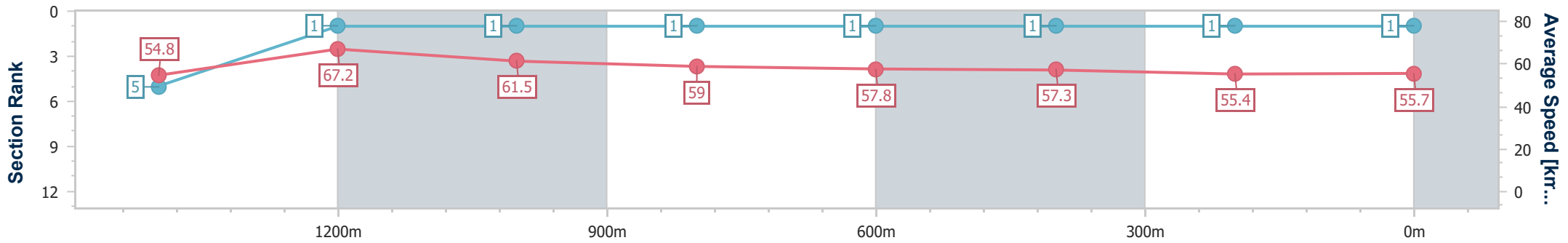
Race 6: WHITELEGG AND TATHAM Maiden Plate - 1625m

16 December 2023 - 20:31



Track Rating: Good 4 , Weather: Fine , Rail Position: +5m Entire

Section	Overall	1400m	1200m	1000m	800m	600m	400m	200m
Section Times	1:40.53 [1] (0:14.86)	1:25.67 [5] (0:10.83)	1:14.84 [1] (0:11.72)	1:03.12 [1] (0:12.07)	0:51.05 [1] (0:12.48)	0:38.57 [1] (0:12.61)	0:25.96 [1] (0:13.01)	0:12.95 [1] (0:12.95)
Average Speed [km/h]	54.8	67.2	61.5	59.0	57.8	57.3	55.4	55.7
Top Speed [km/h]	70.6	70.5	65.4	59.8	59.2	58.4	56.8	56.5
Avg. Dist. to Rail [m]	1.5	2.1	1.4	2.9	0.7	0.9	0.5	1.8
Avg. Stride Freq. [Hz]	2.3	2.3	2.2	2.2	2.2	2.2	2.1	2.1
Avg. Stride Length [m]	6.8	8.1	7.8	7.6	7.4	7.3	7.2	7.2



- [] Ranking at each section and finish
- .-.- No data available at this section
- NA No data available



Horse/Jockey Name	Royal George
Final Rank	2
Fastest Section Time (Section)	0:10.87 (1400m)
Top Speed [km/h] (Section)	69.7 (1400m)
Race State	Finished



Toowoomba QLD Professional

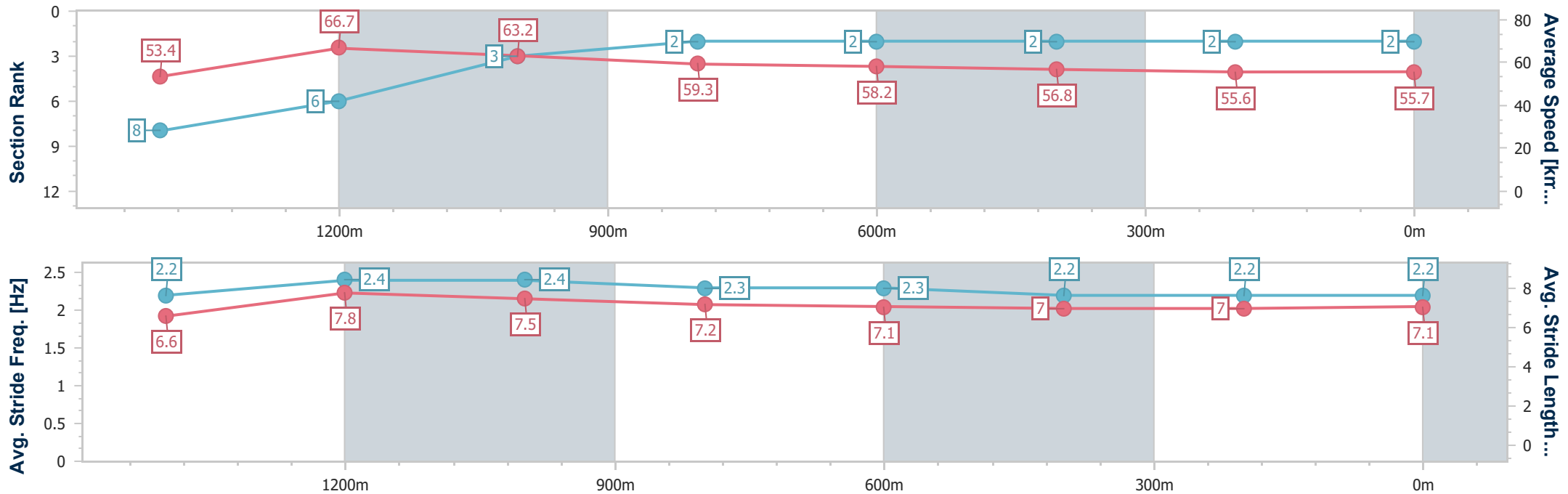
Race 6: WHITELEGG AND TATHAM Maiden Plate - 1625m

16 December 2023 - 20:31



Track Rating: Good 4 , Weather: Fine , Rail Position: +5m Entire

Section	Overall	1400m	1200m	1000m	800m	600m	400m	200m
Section Times	1:40.74 [2] (0:15.19)	1:25.55 [8] (0:10.87)	1:14.68 [6] (0:11.38)	1:03.30 [3] (0:12.19)	0:51.11 [2] (0:12.47)	0:38.64 [2] (0:12.76)	0:25.88 [2] (0:12.96)	0:12.92 [2] (0:12.92)
Average Speed [km/h]	53.4	66.7	63.2	59.3	58.2	56.8	55.6	55.7
Top Speed [km/h]	69.2	69.7	65.3	60.1	58.8	58.5	56.4	56.1
Avg. Dist. to Rail [m]	3.3	1.0	2.7	1.1	1.9	1.5	0.5	1.0
Avg. Stride Freq. [Hz]	2.2	2.4	2.4	2.3	2.3	2.2	2.2	2.2
Avg. Stride Length [m]	6.6	7.8	7.5	7.2	7.1	7.0	7.0	7.1



- [] Ranking at each section and finish
- .-.- No data available at this section
- NA No data available



Horse/Jockey Name	With Respect
Final Rank	3
Fastest Section Time (Section)	0:11.12 (1400m)
Top Speed [km/h] (Section)	66.8 (Overall)
Race State	Finished



Toowoomba QLD Professional

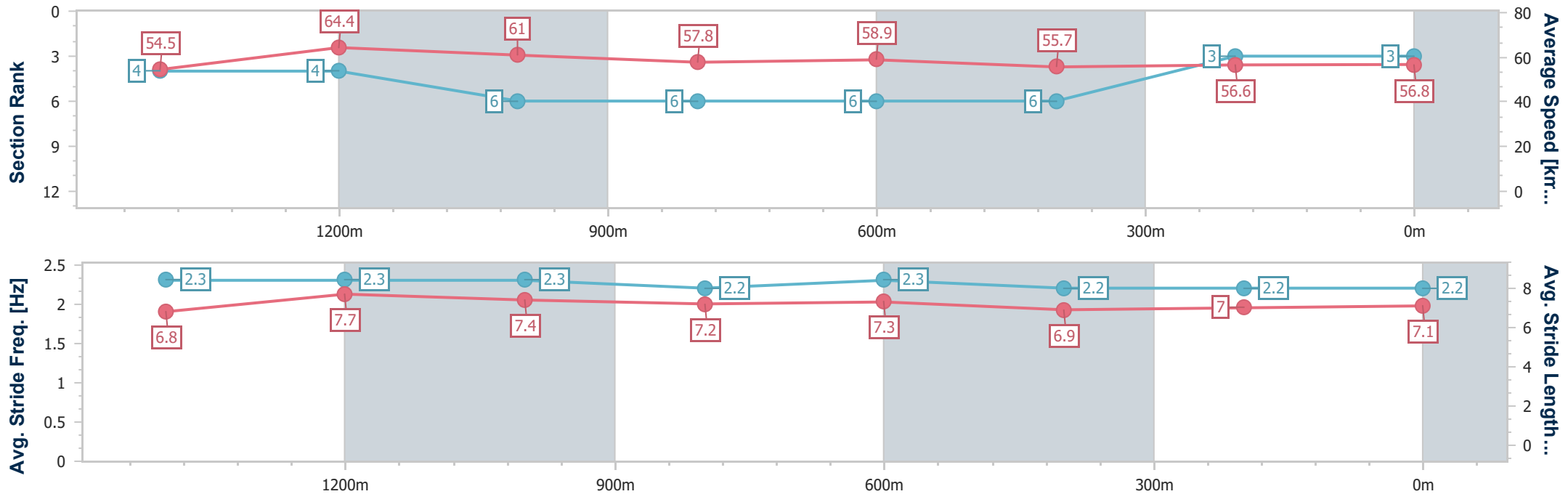
Race 6: WHITELEGG AND TATHAM Maiden Plate - 1625m

16 December 2023 - 20:31

Track Rating: Good 4 , Weather: Fine , Rail Position: +5m Entire



Section	Overall	1400m	1200m	1000m	800m	600m	400m	200m					
Section Times	1:40.75 [3] (0:14.82)	1:25.93 [4] (0:11.12)	1:14.81 [4] (0:11.79)	1:03.02 [6] (0:12.46)	0:50.56 [6] (0:12.29)	0:38.27 [6] (0:12.94)	0:25.33 [6] (0:12.63)	0:12.70 [3] (0:12.70)					
Average Speed [km/h]	54.5	64.4	61.0	57.8	58.9	55.7	56.6	56.8					
Top Speed [km/h]	66.8	65.8	63.3	60.2	59.3	58.1	57.9	57.1					
Avg. Dist. to Rail [m]	1.7	1.1	0.3	0.3	1.2	0.4	0.8	1.1					
Avg. Stride Freq. [Hz]	2.3	2.3	2.3	2.2	2.3	2.2	2.2	2.2					
Avg. Stride Length [m]	6.8	7.7	7.4	7.2	7.3	6.9	7.0	7.1					



- [] Ranking at each section and finish
- .-.-.- No data available at this section
- NA No data available



Horse/Jockey Name	Viscount Sydney
Final Rank	4
Fastest Section Time (Section)	0:11.19 (1400m)
Top Speed [km/h] (Section)	67.4 (Overall)
Race State	Finished



Toowoomba QLD Professional

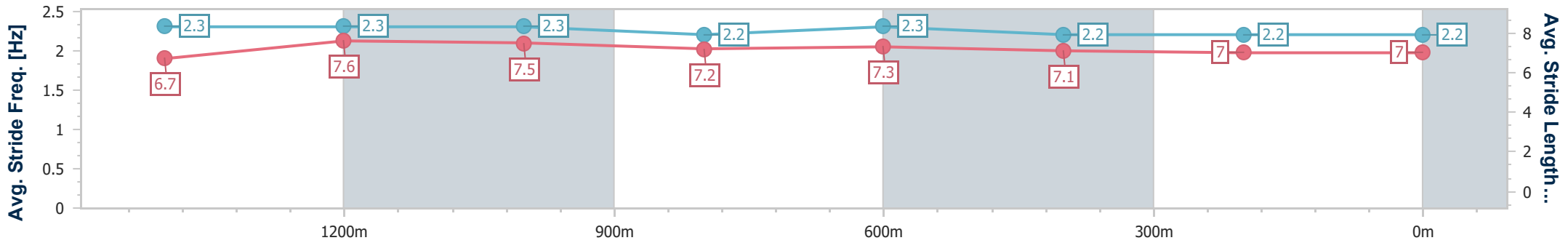
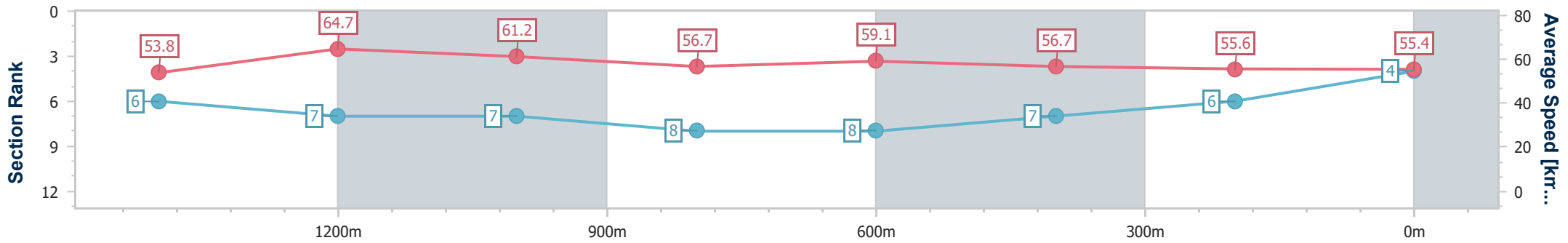
Race 6: WHITELEGG AND TATHAM Maiden Plate - 1625m

16 December 2023 - 20:31



Track Rating: Good 4 , Weather: Fine , Rail Position: +5m Entire

Section	Overall	1400m	1200m	1000m	800m	600m	400m	200m					
Section Times	1:41.67 [4] (0:15.00)	1:26.67 [6] (0:11.19)	1:15.48 [7] (0:11.76)	1:03.72 [7] (0:12.78)	0:50.94 [8] (0:12.23)	0:38.71 [8] (0:12.72)	0:25.99 [7] (0:13.01)	0:12.98 [6] (0:12.98)					
Average Speed [km/h]	53.8	64.7	61.2	56.7	59.1	56.7	55.6	55.4					
Top Speed [km/h]	67.4	66.8	62.7	59.7	59.7	58.4	56.3	56.4					
Avg. Dist. to Rail [m]	1.9	1.7	1.3	1.0	1.3	0.7	0.6	0.7					
Avg. Stride Freq. [Hz]	2.3	2.3	2.3	2.2	2.3	2.2	2.2	2.2					
Avg. Stride Length [m]	6.7	7.6	7.5	7.2	7.3	7.1	7.0	7.0					



- [] Ranking at each section and finish
- .-.- No data available at this section
- NA No data available



Horse/Jockey Name	Dawn Party
Final Rank	5
Fastest Section Time (Section)	0:11.29 (1400m)
Top Speed [km/h] (Section)	68.2 (Overall)
Race State	Finished



Toowoomba QLD Professional

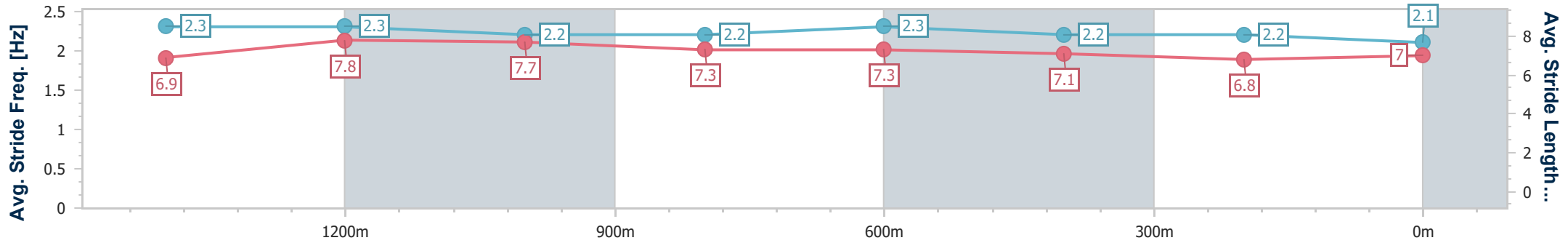
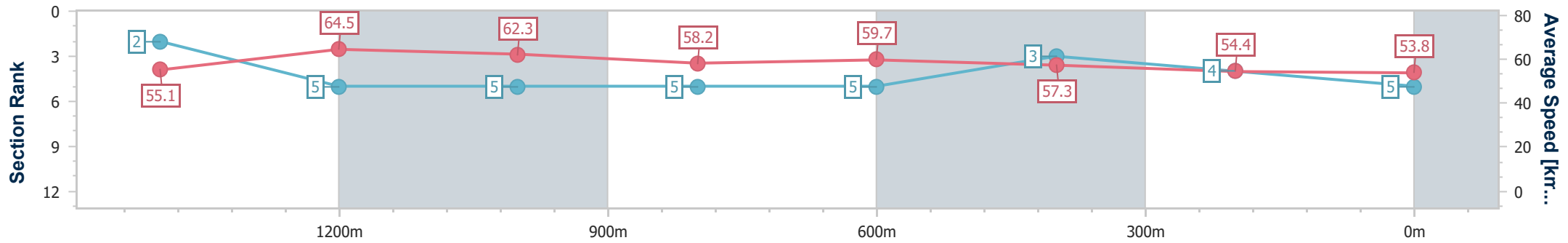
Race 6: WHITELEGG AND TATHAM Maiden Plate - 1625m

16 December 2023 - 20:31



Track Rating: Good 4 , Weather: Fine , Rail Position: +5m Entire

Section	Overall	1400m	1200m	1000m	800m	600m	400m	200m
Section Times	1:41.72 [5] (0:14.76)	1:26.96 [2] (0:11.29)	1:15.67 [5] (0:11.58)	1:04.09 [5] (0:12.55)	0:51.54 [5] (0:12.15)	0:39.39 [5] (0:12.72)	0:26.67 [3] (0:13.24)	0:13.43 [4] (0:13.43)
Average Speed [km/h]	55.1	64.5	62.3	58.2	59.7	57.3	54.4	53.8
Top Speed [km/h]	68.2	66.7	64.2	59.3	60.5	59.8	55.4	54.8
Avg. Dist. to Rail [m]	3.9	2.4	3.1	3.1	3.4	2.2	1.1	1.0
Avg. Stride Freq. [Hz]	2.3	2.3	2.2	2.2	2.3	2.2	2.2	2.1
Avg. Stride Length [m]	6.9	7.8	7.7	7.3	7.3	7.1	6.8	7.0



- [] Ranking at each section and finish
- .-.- No data available at this section
- NA No data available



Horse/Jockey Name	Magic In Paris
Final Rank	6
Fastest Section Time (Section)	0:10.94 (1400m)
Top Speed [km/h] (Section)	68.0 (Overall)
Race State	Finished



Toowoomba QLD Professional

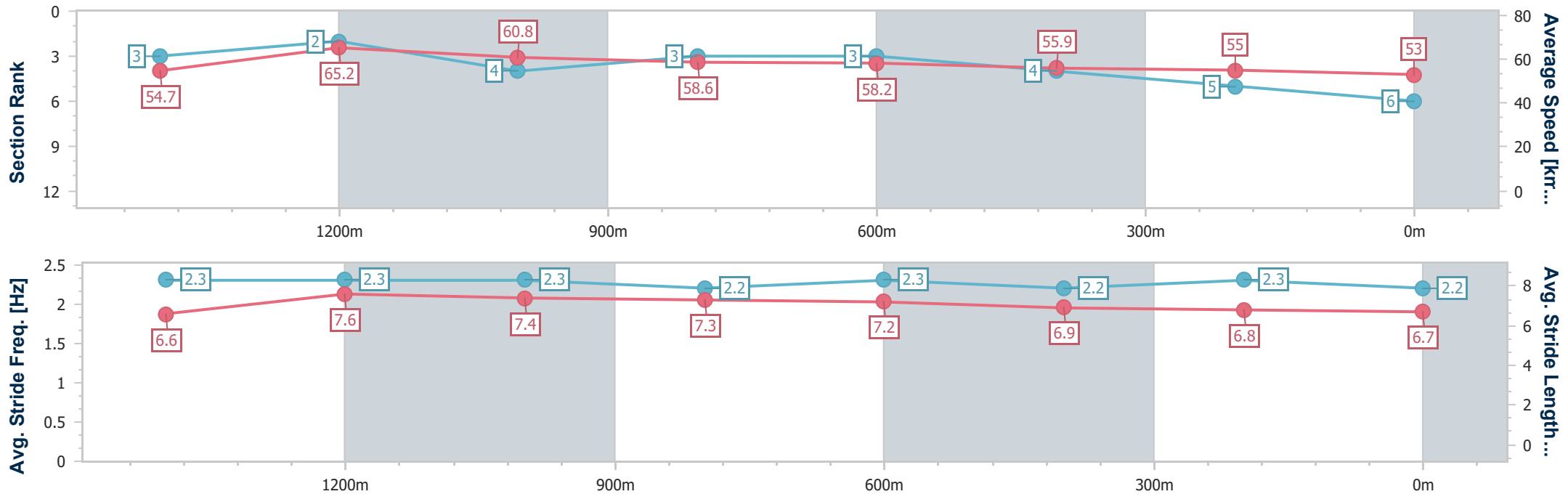
Race 6: WHITELEGG AND TATHAM Maiden Plate - 1625m

16 December 2023 - 20:31



Track Rating: Good 4 , Weather: Fine , Rail Position: +5m Entire

Section	Overall	1400m	1200m	1000m	800m	600m	400m	200m
Section Times	1:41.95 [6] (0:14.81)	1:27.14 [3] (0:10.94)	1:16.20 [2] (0:11.79)	1:04.41 [4] (0:12.29)	0:52.12 [3] (0:12.42)	0:39.70 [3] (0:13.01)	0:26.69 [4] (0:13.09)	0:13.60 [5] (0:13.60)
Average Speed [km/h]	54.7	65.2	60.8	58.6	58.2	55.9	55.0	53.0
Top Speed [km/h]	68.0	67.8	63.1	59.8	59.7	58.1	56.5	54.2
Avg. Dist. to Rail [m]	2.5	2.3	0.4	0.4	1.6	1.6	0.3	0.7
Avg. Stride Freq. [Hz]	2.3	2.3	2.3	2.2	2.3	2.2	2.3	2.2
Avg. Stride Length [m]	6.6	7.6	7.4	7.3	7.2	6.9	6.8	6.7



- [] Ranking at each section and finish
- .-.- No data available at this section
- NA No data available



Horse/Jockey Name	Lady Parvati
Final Rank	7
Fastest Section Time (Section)	0:11.16 (1400m)
Top Speed [km/h] (Section)	69.5 (Overall)
Race State	Finished



Toowoomba QLD Professional

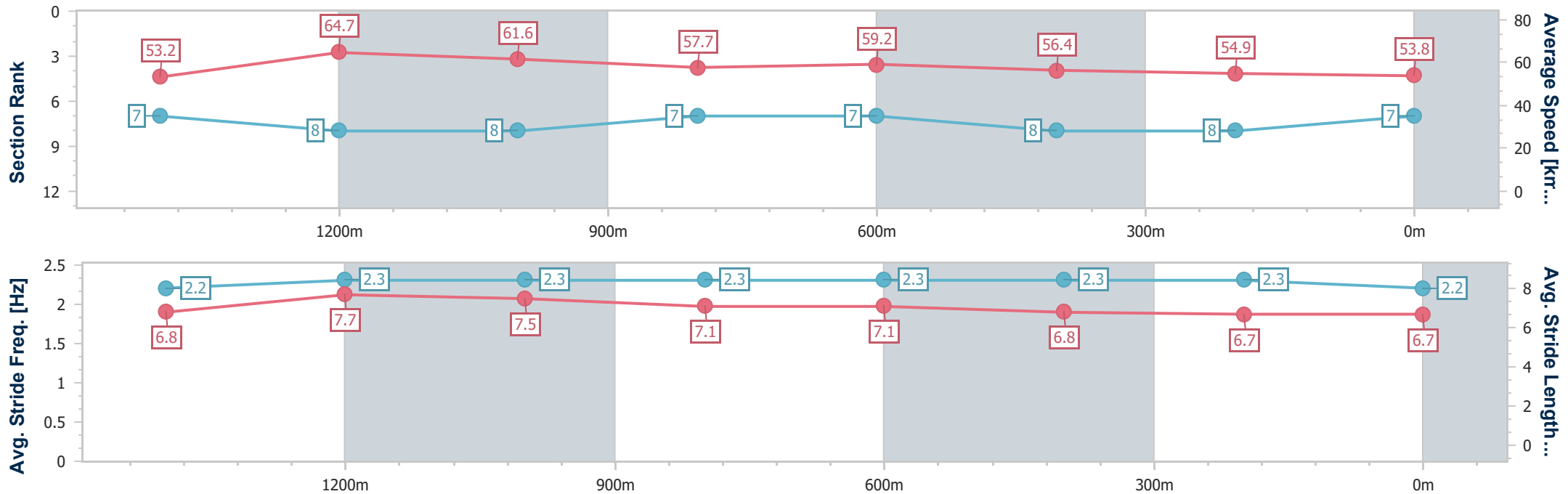
Race 6: WHITELEGG AND TATHAM Maiden Plate - 1625m

16 December 2023 - 20:31



Track Rating: Good 4 , Weather: Fine , Rail Position: +5m Entire

Section	Overall	1400m	1200m	1000m	800m	600m	400m	200m
Section Times	1:42.33 [7] (0:15.13)	1:27.20 [7] (0:11.16)	1:16.04 [8] (0:11.70)	1:04.34 [8] (0:12.55)	0:51.79 [7] (0:12.26)	0:39.53 [7] (0:12.90)	0:26.63 [8] (0:13.23)	0:13.40 [8] (0:13.40)
Average Speed [km/h]	53.2	64.7	61.6	57.7	59.2	56.4	54.9	53.8
Top Speed [km/h]	69.5	68.6	63.3	59.5	60.4	60.1	55.5	54.7
Avg. Dist. to Rail [m]	3.7	1.3	2.2	1.8	2.5	2.2	1.9	1.9
Avg. Stride Freq. [Hz]	2.2	2.3	2.3	2.3	2.3	2.3	2.3	2.2
Avg. Stride Length [m]	6.8	7.7	7.5	7.1	7.1	6.8	6.7	6.7



- [] Ranking at each section and finish
- .-.- No data available at this section
- NA No data available



Horse/Jockey Name	Snakeskin
Final Rank	8
Fastest Section Time (Section)	0:11.16 (1400m)
Top Speed [km/h] (Section)	67.7 (Overall)
Race State	Finished



Toowoomba QLD Professional

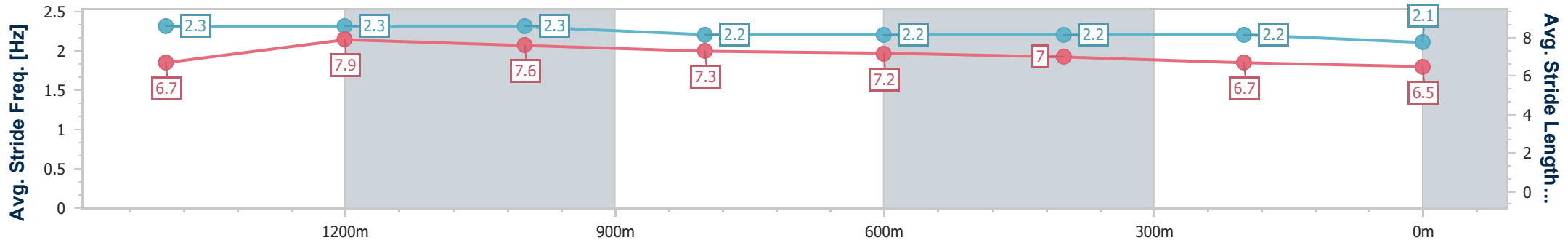
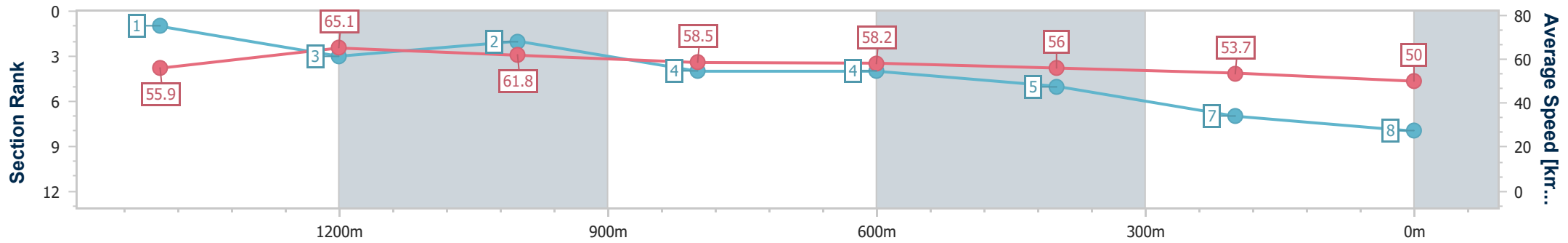
Race 6: WHITELEGG AND TATHAM Maiden Plate - 1625m

16 December 2023 - 20:31



Track Rating: Good 4 , Weather: Fine , Rail Position: +5m Entire

Section	Overall	1400m	1200m	1000m	800m	600m	400m	200m
Section Times	1:43.14 [8] (0:14.62)	1:28.52 [1] (0:11.16)	1:17.36 [3] (0:11.65)	1:05.71 [2] (0:12.43)	0:53.28 [4] (0:12.42)	0:40.86 [4] (0:13.01)	0:27.85 [5] (0:13.53)	0:14.32 [7] (0:14.32)
Average Speed [km/h]	55.9	65.1	61.8	58.5	58.2	56.0	53.7	50.0
Top Speed [km/h]	67.7	67.4	64.0	59.0	58.8	58.2	54.4	53.5
Avg. Dist. to Rail [m]	6.1	1.6	2.1	1.7	2.3	2.1	2.2	1.5
Avg. Stride Freq. [Hz]	2.3	2.3	2.3	2.2	2.2	2.2	2.2	2.1
Avg. Stride Length [m]	6.7	7.9	7.6	7.3	7.2	7.0	6.7	6.5



- [] Ranking at each section and finish
- .-.- No data available at this section
- NA No data available