



Eagle Farm QLD Professional
Race 3: NOVA 106.9 Class 6 Handicap (4YO ONLY QTIS BONUSES APPLICABLE) - 1600m
16 December 2023 - 12:48



BRISBANE
RACING CLUB

Track Rating: Good 4, Weather: Fine, Rail Position: +2m Entire

Section														
Field Times	Overall	1400m	1200m	1000m	800m	600m	400m	Last 600m						
	1:35.70 (0:13.65)	1:22.05 (0:11.52)	1:10.53 (0:11.72)	0:58.81 (0:12.27)	0:46.54 (0:12.21)	0:34.33 (0:11.51)	0:22.82 (0:11.01)	0:34.33						
Rank	TAB	Horse/Jockey	Barrier	Top Speed [km/h]	Fastest Section									Distance Travelled [m]
1	9	INDIFFERENCE Kyle Wilson-Taylor	7	66.2 400m	0:11.01 400m	1:35.70 [1] (0:14.00)	1:21.70 [4] (0:11.19)	1:10.51 [2] (0:11.70)	0:58.81 [2] (0:12.42)	0:46.39 [2] (0:12.06)	0:34.33 [1] (0:11.51)	0:22.82 [2] (0:11.01)	0:34.33	
2	1	AUSSIE NUGGET Ben Thompson	2	65.9 400m	0:11.05 400m	1:35.71 [2] (0:14.07)	1:21.64 [6] (0:11.57)	1:10.07 [6] (0:11.74)	0:58.33 [6] (0:12.30)	0:46.03 [6] (0:12.02)	0:34.01 [5] (0:11.38)	0:22.63 [3] (0:11.05)	0:34.01	+0
3	5	STARZAM Cejay Graham	4	66.5 400m	0:11.10 400m	1:36.19 [3] (0:13.65)	1:22.54 [1] (0:11.52)	1:11.02 [1] (0:11.72)	0:59.30 [1] (0:12.27)	0:47.03 [1] (0:12.25)	0:34.78 [2] (0:11.47)	0:23.31 [1] (0:11.10)	0:34.78	+2
4	7	CHAYSE 'N' ARTIE Sean Cormack	6	66.3 400m	0:11.10 400m	1:36.23 [4] (0:14.06)	1:22.17 [5] (0:11.40)	1:10.77 [5] (0:11.80)	0:58.97 [5] (0:12.39)	0:46.58 [5] (0:12.05)	0:34.53 [6] (0:11.40)	0:23.13 [4] (0:11.10)	0:34.53	+3
5	8	WOLF MOON Kirk Matheson	1	65.4 400m	0:11.16 400m	1:36.42 [5] (0:13.83)	1:22.59 [2] (0:11.56)	1:11.03 [4] (0:11.80)	0:59.23 [4] (0:12.29)	0:46.94 [3] (0:12.08)	0:34.86 [4] (0:11.56)	0:23.30 [5] (0:11.16)	0:34.86	+0
6	4	BLACKLOG Bailey Wheeler	10	66.6 400m	0:11.07 400m	1:36.46 [6] (0:14.38)	1:22.08 [8] (0:11.77)	1:10.31 [9] (0:11.66)	0:58.65 [9] (0:12.41)	0:46.24 [9] (0:12.10)	0:34.14 [10] (0:11.11)	0:23.03 [8] (0:11.07)	0:34.14	+2
7	2	DRIVE A DEEL Martin Harley	8	67.4 600m	0:11.04 400m	1:36.48 [7] (0:14.18)	1:22.30 [7] (0:11.72)	1:10.58 [7] (0:11.70)	0:58.88 [7] (0:12.37)	0:46.51 [8] (0:12.09)	0:34.42 [8] (0:11.33)	0:23.09 [7] (0:11.04)	0:34.42	+7
8	11	WHY WE DRINK Robbie Dolan	9	66.5 600m	0:11.12 400m	1:36.63 [8] (0:14.61)	1:22.02 [10] (0:11.90)	1:10.12 [10] (0:11.65)	0:58.47 [10] (0:12.19)	0:46.28 [10] (0:11.94)	0:34.34 [9] (0:11.19)	0:23.15 [10] (0:11.12)	0:34.34	+2
9	10	CHASING JACKLEY Angela Jones	3	65.2 400m	0:11.39 400m	1:37.01 [9] (0:13.91)	1:23.10 [3] (0:11.43)	1:11.67 [3] (0:11.75)	0:59.92 [3] (0:12.45)	0:47.47 [4] (0:11.99)	0:35.48 [3] (0:11.61)	0:23.87 [6] (0:11.39)	0:35.48	+2
10	6	TITANIUM Jaden Lloyd	5	64.2 600m	0:11.44 600m	1:39.74 [10] (0:14.41)	1:25.33 [9] (0:11.66)	1:13.67 [8] (0:11.62)	1:02.05 [8] (0:12.23)	0:49.82 [7] (0:12.11)	0:37.71 [7] (0:11.44)	0:26.27 [9] (0:11.81)	0:37.71	-1

Scratched: Awesome Lad (#3)

[] Ranking at each section and finish
 -:-:- No data available at this section
 NA No data available

SCN Saddle cloth number
 DNF Did not finish
 DNT Did not track



Eagle Farm QLD Professional
Race 3: NOVA 106.9 Class 6 Handicap (4YO ONLY QTIS BONUSES
APPLICABLE) - 1600m
16 December 2023 - 12:48



Track Rating: Good 4, Weather: Fine, Rail Position: +2m Entire

Section							200m			Last 600m
Field Times							0:11.81			0:34.33
							(0:11.81)			
Rank	TAB	Horse/Jockey	Barrier	Top Speed [km/h]	Fastest Section	Margin			Distance Travelled [m]	
1	9	INDIFFERENCE Kyle Wilson-Taylor	7	66.2 400m	0:11.01 400m	0:11.81 [1] (0:11.81)	1:35.70		0:34.33	
2	1	AUSSIE NUGGET Ben Thompson	2	65.9 400m	0:11.05 400m	0:11.58 [3] (0:11.58)	0.02L		0:34.01 +0	
3	5	STARZAM Cejay Graham	4	66.5 400m	0:11.10 400m	0:12.21 [2] (0:12.21)	2.9L		0:34.78 +2	
4	7	CHAYSE 'N' ARTIE Sean Cormack	6	66.3 400m	0:11.10 400m	0:12.03 [4] (0:12.03)	3.14L		0:34.53 +3	
5	8	WOLF MOON Kirk Matheson	1	65.4 400m	0:11.16 400m	0:12.14 [5] (0:12.14)	4.2L		0:34.86 +0	
6	4	BLACKLOG Bailey Wheeler	10	66.6 400m	0:11.07 400m	0:11.96 [7] (0:11.96)	4.47L		0:34.14 +2	
7	2	DRIVE A DEEL Martin Harley	8	67.4 600m	0:11.04 400m	0:12.05 [6] (0:12.05)	4.58L		0:34.42 +7	
8	11	WHY WE DRINK Robbie Dolan	9	66.5 600m	0:11.12 400m	0:12.03 [9] (0:12.03)	5.46L		0:34.34 +2	
9	10	CHASING JACKLEY Angela Jones	3	65.2 400m	0:11.39 400m	0:12.48 [8] (0:12.48)	7.68L		0:35.48 +2	
10	6	TITANIUM Jaden Lloyd	5	64.2 600m	0:11.44 600m	0:14.46 [10] (0:14.46)	23.73L		0:37.71 -1	

Scratched: Awesome Lad (#3)

[] Ranking at each section and finish
 -:-:- No data available at this section
 NA No data available

SCN Saddle cloth number
 DNF Did not finish
 DNT Did not track



Horse/Jockey Name	Indifference
Final Rank	1
Fastest Section Time (Section)	0:11.01 (400m)
Top Speed [km/h] (Section)	66.2 (400m)
Race State	Finished



Eagle Farm QLD Professional
 Race 3: NOVA 106.9 Class 6 Handicap (4YO ONLY QTIS
 BONUSES APPLICABLE) - 1600m

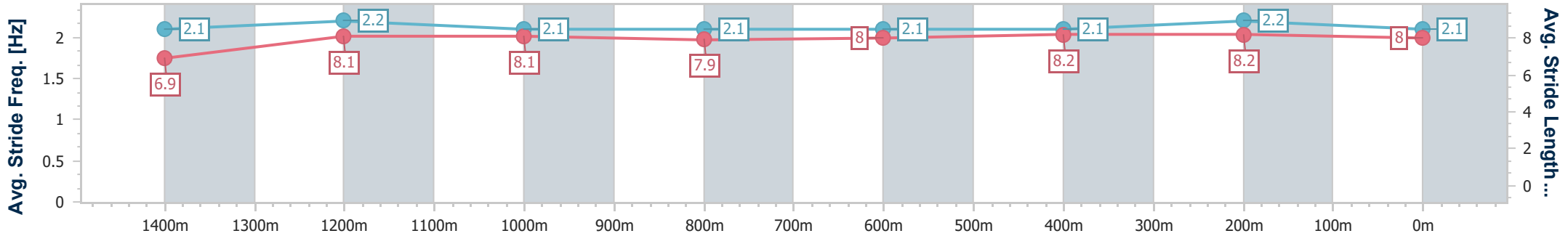
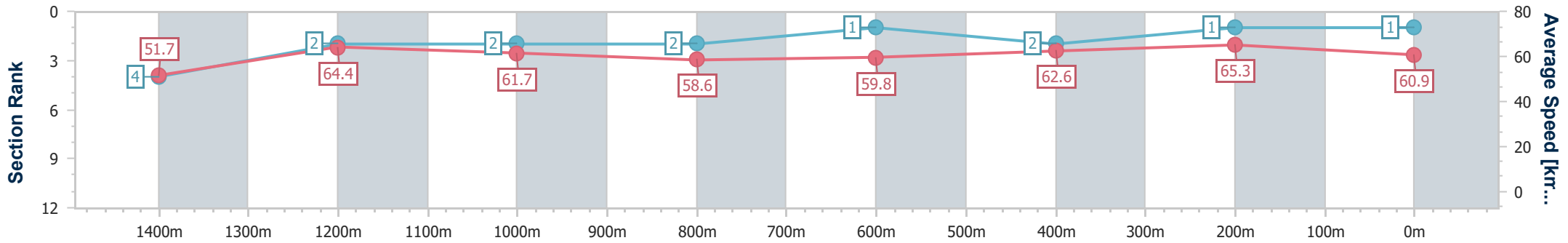
16 December 2023 - 12:48

Track Rating: Good 4, Weather: Fine, Rail Position: +2m Entire



BRISBANE
 RACING CLUB

Section	Overall	1400m	1200m	1000m	800m	600m	400m	200m
Section Times	1:35.70 [1] (0:14.00)	1:21.70 [4] (0:11.19)	1:10.51 [2] (0:11.70)	0:58.81 [2] (0:12.42)	0:46.39 [2] (0:12.06)	0:34.33 [1] (0:11.51)	0:22.82 [2] (0:11.01)	0:11.81 [1] (0:11.81)
Average Speed [km/h]	51.7	64.4	61.7	58.6	59.8	62.6	65.3	60.9
Top Speed [km/h]	63.7	65.7	63.3	60.0	61.0	64.6	66.2	63.6
Avg. Dist. to Rail [m]	9.0	2.9	2.6	1.9	0.5	0.5	2.2	1.5
Avg. Stride Freq. [Hz]	2.1	2.2	2.1	2.1	2.1	2.1	2.2	2.1
Avg. Stride Length [m]	6.9	8.1	8.1	7.9	8.0	8.2	8.2	8.0



- [] Ranking at each section and finish
- .-.- No data available at this section
- NA No data available



Horse/Jockey Name	Aussie Nugget
Final Rank	2
Fastest Section Time (Section)	0:11.05 (400m)
Top Speed [km/h] (Section)	65.9 (400m)
Race State	Finished



Eagle Farm QLD Professional
Race 3: NOVA 106.9 Class 6 Handicap (4YO ONLY QTIS
BONUSES APPLICABLE) - 1600m

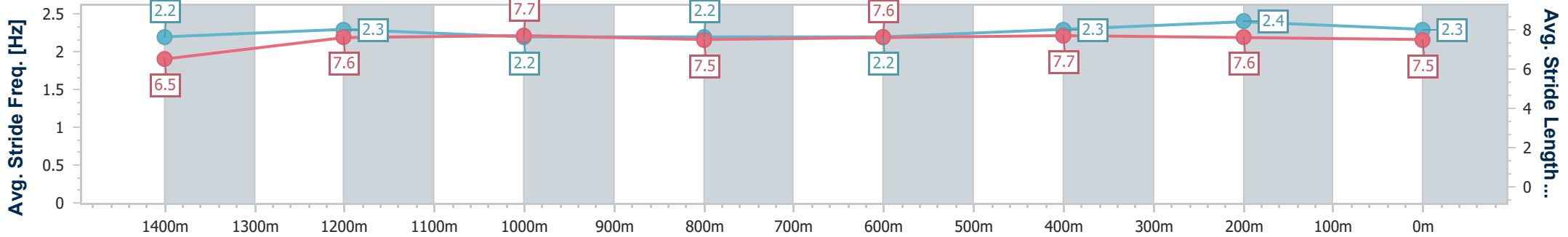
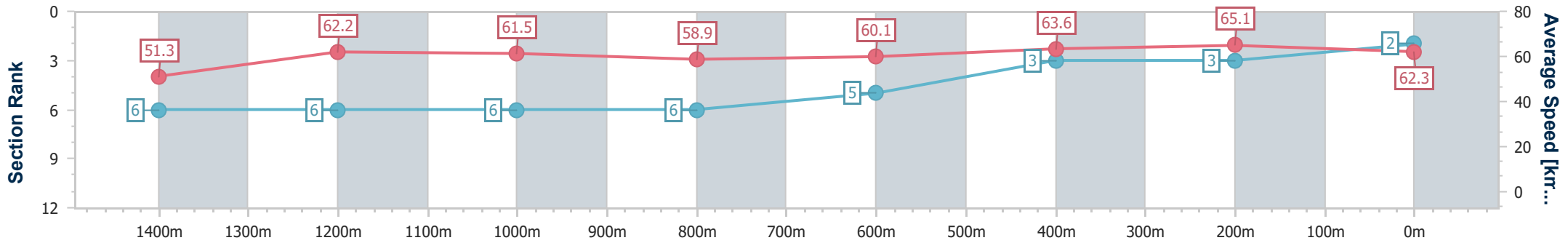
16 December 2023 - 12:48

Track Rating: Good 4, Weather: Fine, Rail Position: +2m Entire



BRISBANE
RACING CLUB

Section	Overall	1400m	1200m	1000m	800m	600m	400m	200m
Section Times	1:35.71 [2] (0:14.07)	1:21.64 [6] (0:11.57)	1:10.07 [6] (0:11.74)	0:58.33 [6] (0:12.30)	0:46.03 [6] (0:12.02)	0:34.01 [5] (0:11.38)	0:22.63 [3] (0:11.05)	0:11.58 [3] (0:11.58)
Average Speed [km/h]	51.3	62.2	61.5	58.9	60.1	63.6	65.1	62.3
Top Speed [km/h]	62.5	63.0	62.0	60.6	61.9	65.3	65.9	64.8
Avg. Dist. to Rail [m]	5.5	1.4	1.7	1.2	0.5	1.2	3.1	3.1
Avg. Stride Freq. [Hz]	2.2	2.3	2.2	2.2	2.2	2.3	2.4	2.3
Avg. Stride Length [m]	6.5	7.6	7.7	7.5	7.6	7.7	7.6	7.5



- [] Ranking at each section and finish
- .-.- No data available at this section
- NA No data available



Horse/Jockey Name	Starzam
Final Rank	3
Fastest Section Time (Section)	0:11.10 (400m)
Top Speed [km/h] (Section)	66.5 (400m)
Race State	Finished



Eagle Farm QLD Professional
 Race 3: NOVA 106.9 Class 6 Handicap (4YO ONLY QTIS
 BONUSES APPLICABLE) - 1600m

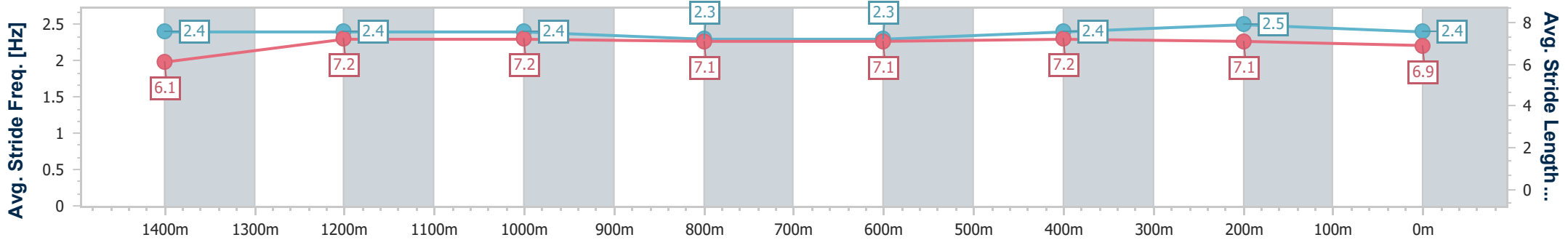
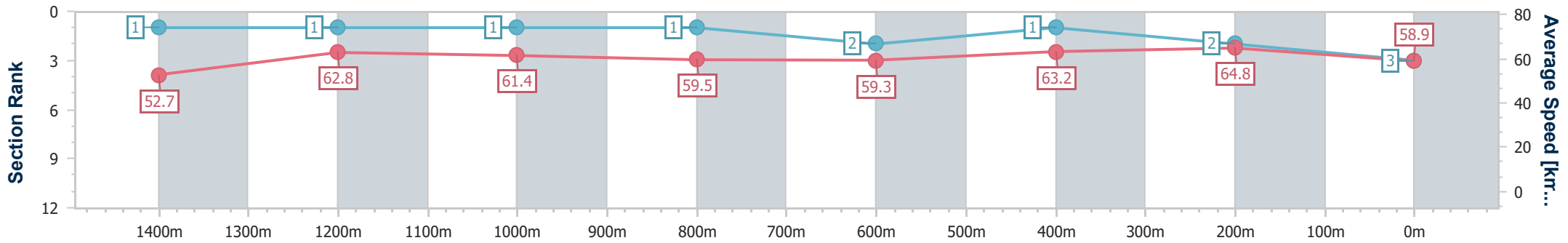
16 December 2023 - 12:48

Track Rating: Good 4, Weather: Fine, Rail Position: +2m Entire



BRISBANE
RACING CLUB

Section	Overall	1400m	1200m	1000m	800m	600m	400m	200m
Section Times	1:36.19 [3] (0:13.65)	1:22.54 [1] (0:11.52)	1:11.02 [1] (0:11.72)	0:59.30 [1] (0:12.27)	0:47.03 [1] (0:12.25)	0:34.78 [2] (0:11.47)	0:23.31 [1] (0:11.10)	0:12.21 [2] (0:12.21)
Average Speed [km/h]	52.7	62.8	61.4	59.5	59.3	63.2	64.8	58.9
Top Speed [km/h]	64.8	64.4	62.6	60.3	60.1	66.1	66.5	62.1
Avg. Dist. to Rail [m]	7.4	2.0	2.8	2.0	2.2	1.5	3.7	3.9
Avg. Stride Freq. [Hz]	2.4	2.4	2.4	2.3	2.3	2.4	2.5	2.4
Avg. Stride Length [m]	6.1	7.2	7.2	7.1	7.1	7.2	7.1	6.9



- [] Ranking at each section and finish
- .-.- No data available at this section
- NA No data available



Horse/Jockey Name	Chayse 'N' Artie
Final Rank	4
Fastest Section Time (Section)	0:11.10 (400m)
Top Speed [km/h] (Section)	66.3 (400m)
Race State	Finished



Eagle Farm QLD Professional
 Race 3: NOVA 106.9 Class 6 Handicap (4YO ONLY QTIS
 BONUSES APPLICABLE) - 1600m

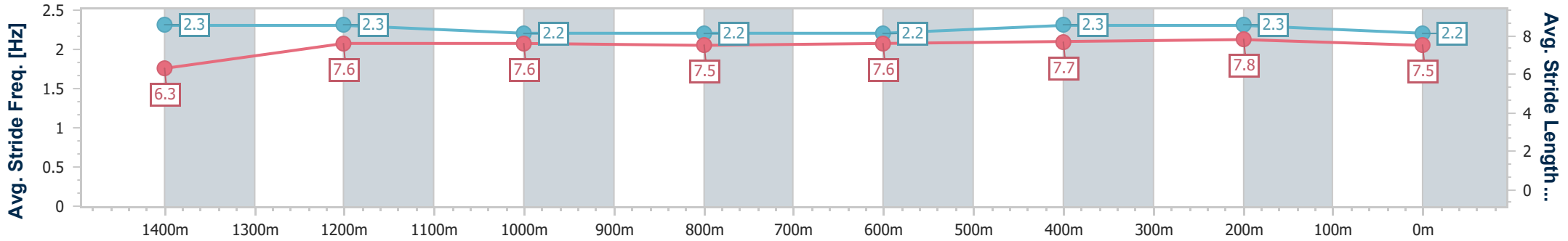
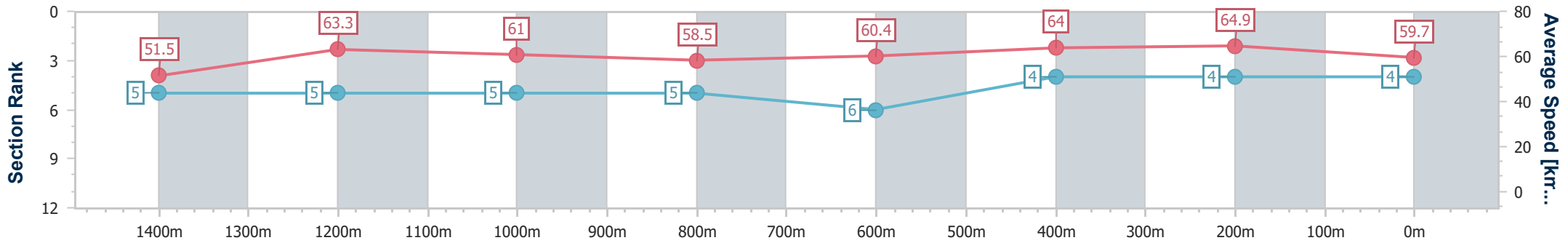
16 December 2023 - 12:48

Track Rating: Good 4, Weather: Fine, Rail Position: +2m Entire



BRISBANE
RACING CLUB

Section	Overall	1400m	1200m	1000m	800m	600m	400m	200m
Section Times	1:36.23 [4] (0:14.06)	1:22.17 [5] (0:11.40)	1:10.77 [5] (0:11.80)	0:58.97 [5] (0:12.39)	0:46.58 [5] (0:12.05)	0:34.53 [6] (0:11.40)	0:23.13 [4] (0:11.10)	0:12.03 [4] (0:12.03)
Average Speed [km/h]	51.5	63.3	61.0	58.5	60.4	64.0	64.9	59.7
Top Speed [km/h]	62.1	65.2	62.2	59.3	62.3	65.3	66.3	63.0
Avg. Dist. to Rail [m]	7.7	2.3	2.6	1.7	1.5	2.7	4.9	4.4
Avg. Stride Freq. [Hz]	2.3	2.3	2.2	2.2	2.2	2.3	2.3	2.2
Avg. Stride Length [m]	6.3	7.6	7.6	7.5	7.6	7.7	7.8	7.5



- [] Ranking at each section and finish
- .-.-.- No data available at this section
- NA No data available



Horse/Jockey Name	Wolf Moon
Final Rank	5
Fastest Section Time (Section)	0:11.16 (400m)
Top Speed [km/h] (Section)	65.4 (400m)
Race State	Finished



Eagle Farm QLD Professional
Race 3: NOVA 106.9 Class 6 Handicap (4YO ONLY QTIS
BONUSES APPLICABLE) - 1600m

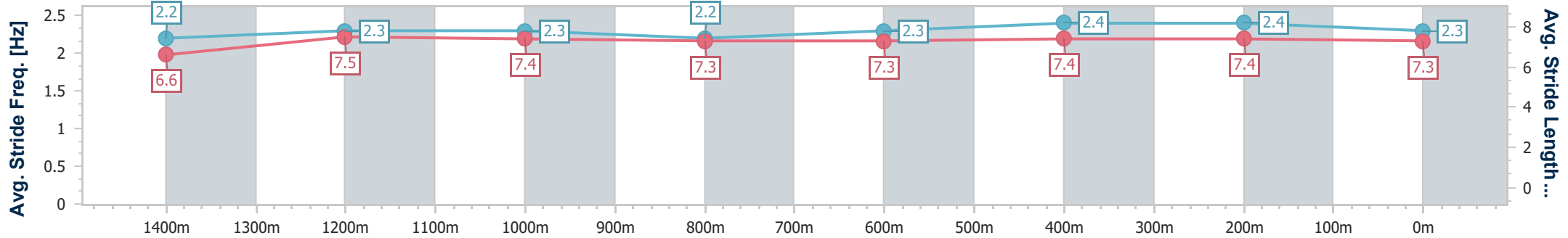
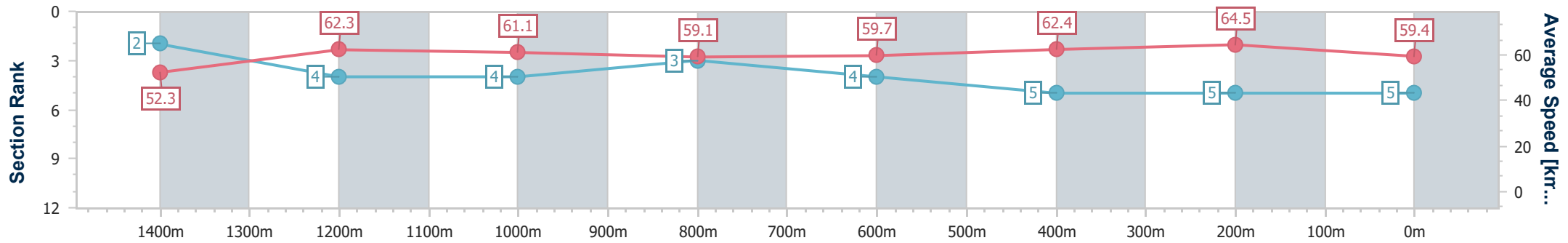
16 December 2023 - 12:48

Track Rating: Good 4, Weather: Fine, Rail Position: +2m Entire



BRISBANE
RACING CLUB

Section	Overall	1400m	1200m	1000m	800m	600m	400m	200m
Section Times	1:36.42 [5] (0:13.83)	1:22.59 [2] (0:11.56)	1:11.03 [4] (0:11.80)	0:59.23 [4] (0:12.29)	0:46.94 [3] (0:12.08)	0:34.86 [4] (0:11.56)	0:23.30 [5] (0:11.16)	0:12.14 [5] (0:12.14)
Average Speed [km/h]	52.3	62.3	61.1	59.1	59.7	62.4	64.5	59.4
Top Speed [km/h]	63.3	62.9	61.9	60.3	60.3	64.4	65.4	63.1
Avg. Dist. to Rail [m]	5.0	1.5	2.0	1.5	0.3	0.5	3.0	3.9
Avg. Stride Freq. [Hz]	2.2	2.3	2.3	2.2	2.3	2.4	2.4	2.3
Avg. Stride Length [m]	6.6	7.5	7.4	7.3	7.3	7.4	7.4	7.3



- [] Ranking at each section and finish
- .-.- No data available at this section
- NA No data available



Horse/Jockey Name	Blacklog
Final Rank	6
Fastest Section Time (Section)	0:11.07 (400m)
Top Speed [km/h] (Section)	66.6 (400m)
Race State	Finished



Eagle Farm QLD Professional
 Race 3: NOVA 106.9 Class 6 Handicap (4YO ONLY QTIS
 BONUSES APPLICABLE) - 1600m

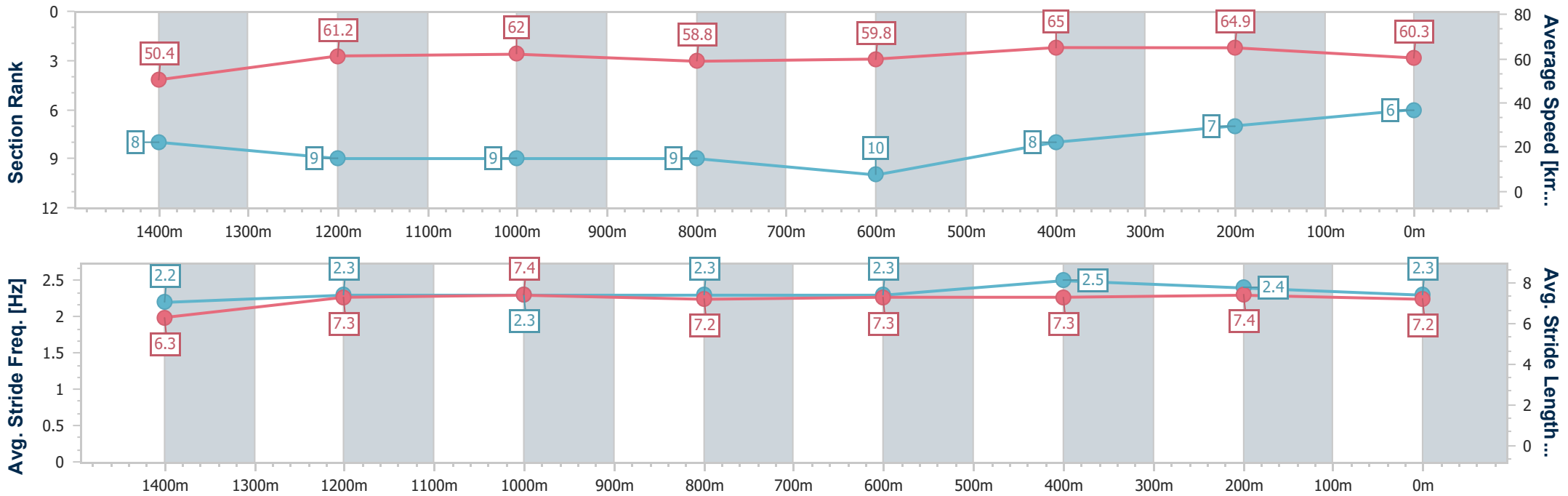
16 December 2023 - 12:48

Track Rating: Good 4, Weather: Fine, Rail Position: +2m Entire



BRISBANE
RACING CLUB

Section	Overall	1400m	1200m	1000m	800m	600m	400m	200m
Section Times	1:36.46 [6] (0:14.38)	1:22.08 [8] (0:11.77)	1:10.31 [9] (0:11.66)	0:58.65 [9] (0:12.41)	0:46.24 [9] (0:12.10)	0:34.14 [10] (0:11.11)	0:23.03 [8] (0:11.07)	0:11.96 [7] (0:11.96)
Average Speed [km/h]	50.4	61.2	62.0	58.8	59.8	65.0	64.9	60.3
Top Speed [km/h]	62.4	62.7	63.6	60.9	63.0	66.0	66.6	62.6
Avg. Dist. to Rail [m]	9.7	2.3	2.9	2.7	1.0	0.9	3.5	4.9
Avg. Stride Freq. [Hz]	2.2	2.3	2.3	2.3	2.3	2.5	2.4	2.3
Avg. Stride Length [m]	6.3	7.3	7.4	7.2	7.3	7.3	7.4	7.2



- [] Ranking at each section and finish
- .-.- No data available at this section
- NA No data available



Horse/Jockey Name	Drive A Deel
Final Rank	7
Fastest Section Time (Section)	0:11.04 (400m)
Top Speed [km/h] (Section)	67.4 (600m)
Race State	Finished



Eagle Farm QLD Professional
 Race 3: NOVA 106.9 Class 6 Handicap (4YO ONLY QTIS
 BONUSES APPLICABLE) - 1600m

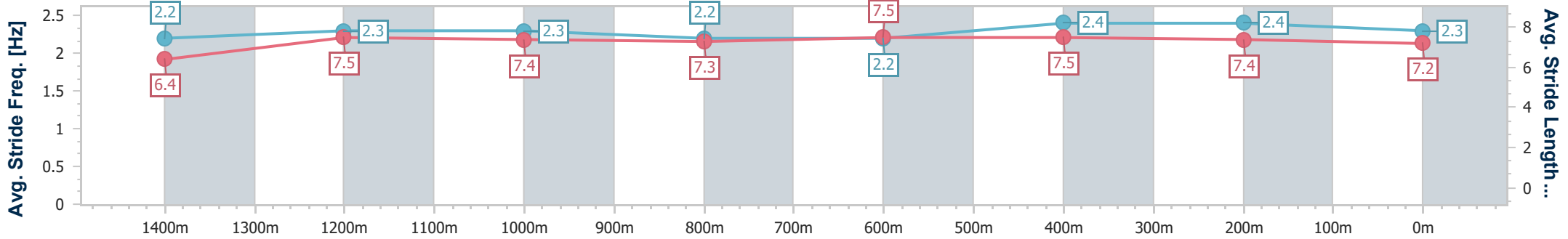
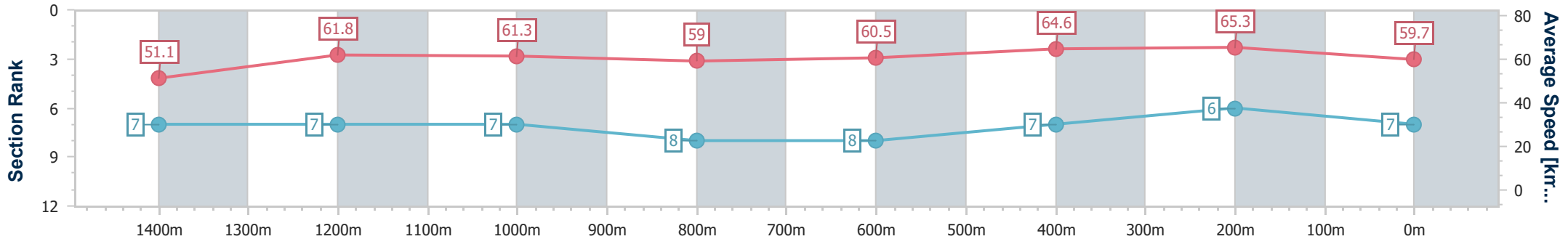
16 December 2023 - 12:48

Track Rating: Good 4, Weather: Fine, Rail Position: +2m Entire



BRISBANE
 RACING CLUB

Section	Overall	1400m	1200m	1000m	800m	600m	400m	200m
Section Times	1:36.48 [7] (0:14.18)	1:22.30 [7] (0:11.72)	1:10.58 [7] (0:11.70)	0:58.88 [7] (0:12.37)	0:46.51 [8] (0:12.09)	0:34.42 [8] (0:11.33)	0:23.09 [7] (0:11.04)	0:12.05 [6] (0:12.05)
Average Speed [km/h]	51.1	61.8	61.3	59.0	60.5	64.6	65.3	59.7
Top Speed [km/h]	63.0	62.7	62.8	61.0	63.5	67.4	67.4	63.4
Avg. Dist. to Rail [m]	10.0	2.8	2.9	2.5	3.2	3.5	7.7	7.8
Avg. Stride Freq. [Hz]	2.2	2.3	2.3	2.2	2.2	2.4	2.4	2.3
Avg. Stride Length [m]	6.4	7.5	7.4	7.3	7.5	7.5	7.4	7.2



- [] Ranking at each section and finish
- .-.- No data available at this section
- NA No data available



Horse/Jockey Name	Why We Drink
Final Rank	8
Fastest Section Time (Section)	0:11.12 (400m)
Top Speed [km/h] (Section)	66.5 (600m)
Race State	Finished



Eagle Farm QLD Professional
 Race 3: NOVA 106.9 Class 6 Handicap (4YO ONLY QTIS
 BONUSES APPLICABLE) - 1600m

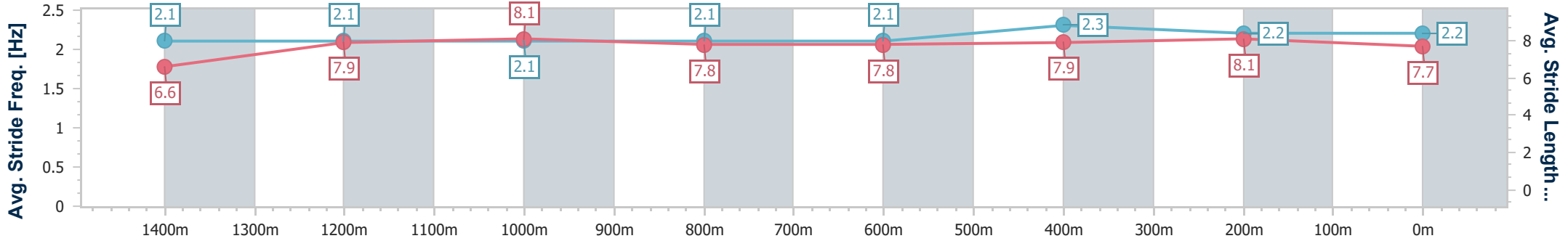
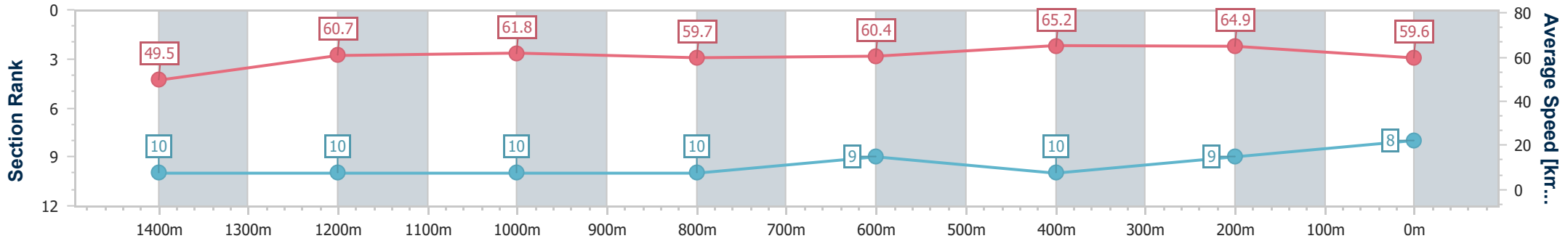
16 December 2023 - 12:48

Track Rating: Good 4, Weather: Fine, Rail Position: +2m Entire



BRISBANE
RACING CLUB

Section	Overall	1400m	1200m	1000m	800m	600m	400m	200m
Section Times	1:36.63 [8] (0:14.61)	1:22.02 [10] (0:11.90)	1:10.12 [10] (0:11.65)	0:58.47 [10] (0:12.19)	0:46.28 [10] (0:11.94)	0:34.34 [9] (0:11.19)	0:23.15 [10] (0:11.12)	0:12.03 [9] (0:12.03)
Average Speed [km/h]	49.5	60.7	61.8	59.7	60.4	65.2	64.9	59.6
Top Speed [km/h]	63.9	61.9	62.8	61.8	63.1	66.5	65.6	64.6
Avg. Dist. to Rail [m]	9.1	1.7	2.5	2.0	0.9	2.4	5.6	7.1
Avg. Stride Freq. [Hz]	2.1	2.1	2.1	2.1	2.1	2.3	2.2	2.2
Avg. Stride Length [m]	6.6	7.9	8.1	7.8	7.8	7.9	8.1	7.7



- [] Ranking at each section and finish
- .-.- No data available at this section
- NA No data available



Horse/Jockey Name	Chasing Jackley
Final Rank	9
Fastest Section Time (Section)	0:11.39 (400m)
Top Speed [km/h] (Section)	65.2 (400m)
Race State	Finished



Eagle Farm QLD Professional
Race 3: NOVA 106.9 Class 6 Handicap (4YO ONLY QTIS
BONUSES APPLICABLE) - 1600m

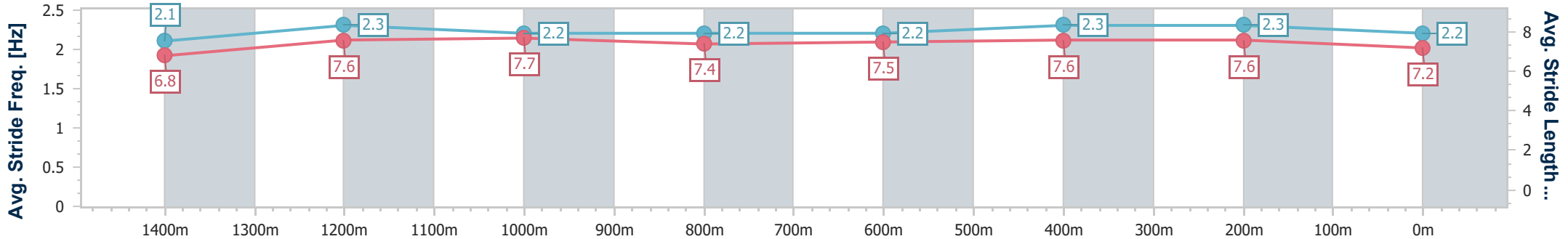
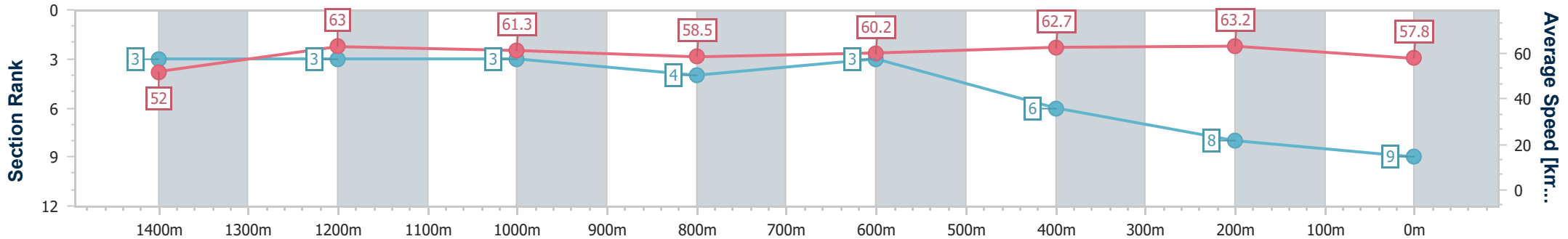
16 December 2023 - 12:48

Track Rating: Good 4, Weather: Fine, Rail Position: +2m Entire



BRISBANE
RACING CLUB

Section	Overall	1400m	1200m	1000m	800m	600m	400m	200m
Section Times	1:37.01 [9] (0:13.91)	1:23.10 [3] (0:11.43)	1:11.67 [3] (0:11.75)	0:59.92 [3] (0:12.45)	0:47.47 [4] (0:11.99)	0:35.48 [3] (0:11.61)	0:23.87 [6] (0:11.39)	0:12.48 [8] (0:12.48)
Average Speed [km/h]	52.0	63.0	61.3	58.5	60.2	62.7	63.2	57.8
Top Speed [km/h]	63.3	64.6	62.4	59.8	61.5	64.3	65.2	60.0
Avg. Dist. to Rail [m]	6.7	2.3	2.2	2.1	0.6	2.2	5.2	6.5
Avg. Stride Freq. [Hz]	2.1	2.3	2.2	2.2	2.2	2.3	2.3	2.2
Avg. Stride Length [m]	6.8	7.6	7.7	7.4	7.5	7.6	7.6	7.2



- [] Ranking at each section and finish
- .-.- No data available at this section
- NA No data available



Horse/Jockey Name	Titanium
Final Rank	10
Fastest Section Time (Section)	0:11.44 (600m)
Top Speed [km/h] (Section)	64.2 (600m)
Race State	Finished



Eagle Farm QLD Professional
Race 3: NOVA 106.9 Class 6 Handicap (4YO ONLY QTIS
BONUSES APPLICABLE) - 1600m

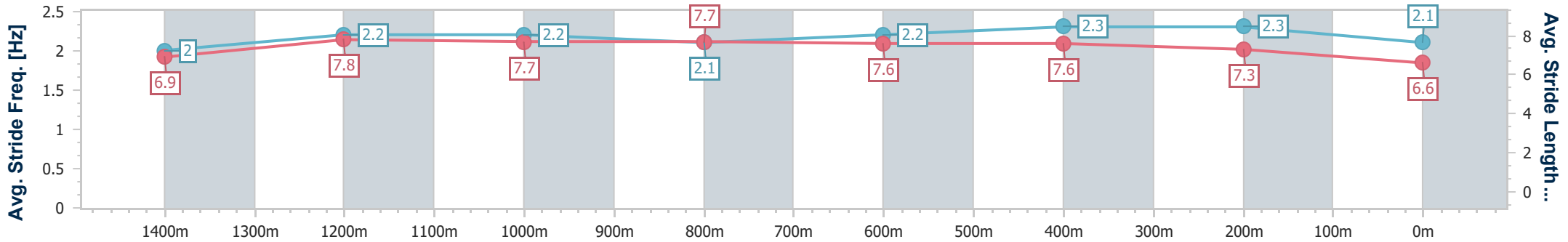
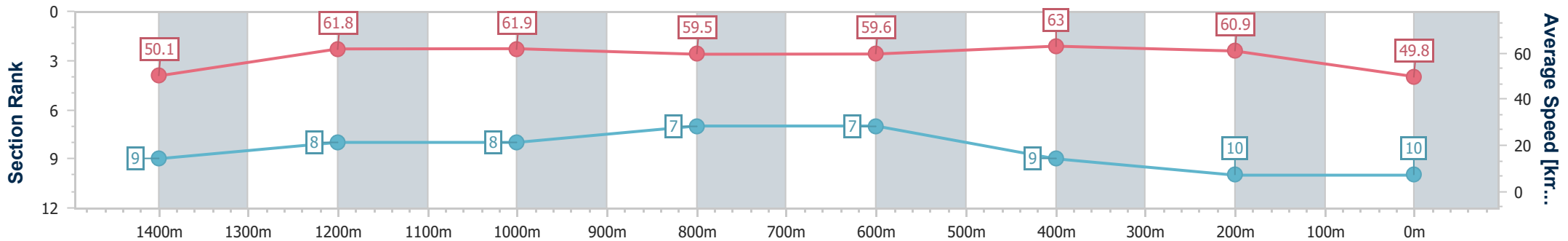
16 December 2023 - 12:48

Track Rating: Good 4, Weather: Fine, Rail Position: +2m Entire



BRISBANE
RACING CLUB

Section	Overall	1400m	1200m	1000m	800m	600m	400m	200m
Section Times	1:39.74 [10] (0:14.41)	1:25.33 [9] (0:11.66)	1:13.67 [8] (0:11.62)	1:02.05 [8] (0:12.23)	0:49.82 [7] (0:12.11)	0:37.71 [7] (0:11.44)	0:26.27 [9] (0:11.81)	0:14.46 [10] (0:14.46)
Average Speed [km/h]	50.1	61.8	61.9	59.5	59.6	63.0	60.9	49.8
Top Speed [km/h]	61.9	62.4	63.4	61.5	61.3	64.2	64.0	57.4
Avg. Dist. to Rail [m]	6.7	1.2	1.9	1.8	0.8	0.5	1.3	0.4
Avg. Stride Freq. [Hz]	2.0	2.2	2.2	2.1	2.2	2.3	2.3	2.1
Avg. Stride Length [m]	6.9	7.8	7.7	7.7	7.6	7.6	7.3	6.6



- [] Ranking at each section and finish
- .-.- No data available at this section
- NA No data available