



# Aquis Park Gold Coast Poly QLD Professional

## Race 8: AMALGAMATED REFURBISHMENT Class 1 Plate - 1200m



16 December 2023 - 16:35

Track Rating: Synthetic, Weather: Fine, Rail Position: True

Section												Last 600m		
Field Times		Overall	1000m	800m	600m	400m	200m						0:36.29	
		1:12.39 (0:13.64)	0:58.75 (0:10.88)	0:47.87 (0:11.58)	0:36.29 (0:12.09)	0:24.20 (0:12.12)	0:12.08 (0:12.08)							
Rank	TAB	Horse/Jockey	Barrier	Top Speed [km/h]	Fastest Section							Margin	Distance Travelled [m]	
1	6	STAR OF ROBIGLEN	2	67.2	0:10.93	1:12.39 [1]	0:58.60 [4]	0:47.67 [3]	0:35.99 [4]	0:23.98 [3]	0:11.98 [2]	1:12.39	0:35.99	
		Jag Guthmann-Chester		1000m	1000m	(0:13.79)	(0:10.93)	(0:11.68)	(0:12.01)	(0:12.00)	(0:11.98)			
2	11	NOBLE STYLE	11	67.6	0:10.88	1:12.51 [2]	0:58.87 [1]	0:47.99 [2]	0:36.33 [2]	0:24.32 [1]	0:12.20 [1]	0.5L	0:36.33	+0
		Elione Chaves		1000m	1000m	(0:13.64)	(0:10.88)	(0:11.66)	(0:12.01)	(0:12.12)	(0:12.20)			
3	9	SO GREYSFUL	8	67.8	0:11.01	1:13.32 [3]	0:59.05 [9]	0:48.04 [9]	0:36.34 [9]	0:24.44 [9]	0:12.43 [6]	5.3L	0:36.34	+3
		Jasper Franklin		1000m	1000m	(0:14.27)	(0:11.01)	(0:11.70)	(0:11.90)	(0:12.01)	(0:12.43)			
4	4	PAGATO	3	67.0	0:10.94	1:13.53 [4]	0:59.55 [7]	0:48.61 [6]	0:36.94 [6]	0:24.93 [6]	0:12.71 [4]	6.3L	0:36.94	+1
		Jai Williams		1000m	1000m	(0:13.98)	(0:10.94)	(0:11.67)	(0:12.01)	(0:12.22)	(0:12.71)			
5	7	RYE DEE OH	10	66.3	0:11.07	1:13.54 [5]	0:59.74 [5]	0:48.67 [5]	0:37.11 [5]	0:25.12 [4]	0:12.72 [5]	6.4L	0:37.11	+5
		Sophie Wilcock		1000m	1000m	(0:13.80)	(0:11.07)	(0:11.56)	(0:11.99)	(0:12.40)	(0:12.72)			
6	1	CONFIRM NOR DENY	12	68.0	0:10.88	1:14.10 [6]	1:00.46 [1]	0:49.58 [1]	0:38.00 [1]	0:25.85 [2]	0:13.34 [3]	9.7L	0:38.00	+6
		Girish Goomany		1000m	1000m	(0:13.64)	(0:10.88)	(0:11.58)	(0:12.15)	(0:12.51)	(0:13.34)			
7	5	ROMAN HUSSLER	5	65.9	0:11.26	1:14.11 [7]	1:00.25 [6]	0:48.99 [7]	0:37.35 [7]	0:25.34 [7]	0:13.11 [8]	9.8L	0:37.35	+7
		Paul Hammersley		1000m	1000m	(0:13.86)	(0:11.26)	(0:11.64)	(0:12.01)	(0:12.23)	(0:13.11)			
8	2	FULL CRY	4	66.5	0:11.07	1:14.11 [8]	1:00.39 [3]	0:49.32 [4]	0:37.74 [3]	0:25.57 [5]	0:13.13 [7]	9.9L	0:37.74	+5
		Emily Lang		Overall	1000m	(0:13.72)	(0:11.07)	(0:11.58)	(0:12.17)	(0:12.44)	(0:13.13)			
9	12	WHO INVITED HER	9	64.8	0:11.25	1:14.11 [9]	0:59.72 [10]	0:48.47 [10]	0:37.02 [10]	0:25.03 [10]	0:12.80 [10]	10L	0:37.02	+1
		Casey Waddell		1000m	1000m	(0:14.39)	(0:11.25)	(0:11.45)	(0:11.99)	(0:12.23)	(0:12.80)			
10	3	MY MOSES	7	66.9	0:11.03	1:14.35 [10]	1:00.15 [8]	0:49.12 [8]	0:37.54 [8]	0:25.52 [8]	0:13.09 [9]	11.3L	0:37.54	+1
		Wanderson D'Avila		1000m	1000m	(0:14.20)	(0:11.03)	(0:11.58)	(0:12.02)	(0:12.43)	(0:13.09)			

Scratched: Sinnamon Toast (#8), Gerety (#10)

[ ] Ranking at each section and finish  
 -:-:- No data available at this section  
 NA No data available

SCN Saddle cloth number  
 DNF Did not finish  
 DNT Did not track



Horse/Jockey Name	Star Of Robiglen
Final Rank	1
Fastest Section Time (Section)	0:10.93 (1000m)
Top Speed [km/h] (Section)	67.2 (1000m)
Race State	Finished



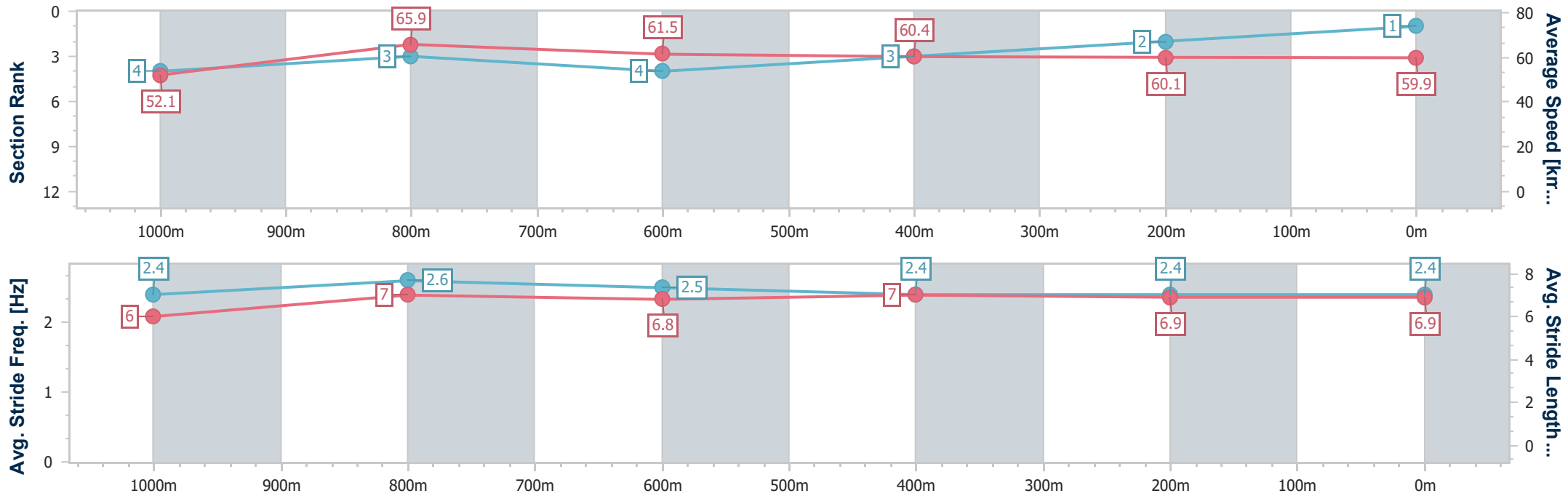
Aquis Park Gold Coast Poly QLD Professional  
Race 8: AMALGAMATED REFURBISHMENT Class 1 Plate - 1200m



16 December 2023 - 16:35

Track Rating: Synthetic, Weather: Fine, Rail Position: True

Section	Overall	1000m	800m	600m	400m	200m
Section Times	1:12.39 [1] (0:13.79)	0:58.60 [4] (0:10.93)	0:47.67 [3] (0:11.68)	0:35.99 [4] (0:12.01)	0:23.98 [3] (0:12.00)	0:11.98 [2] (0:11.98)
Average Speed [km/h]	52.1	65.9	61.5	60.4	60.1	59.9
Top Speed [km/h]	66.6	67.2	63.5	62.9	61.7	62.6
Avg. Dist. to Rail [m]	0.5	0.5	0.7	0.7	1.6	3.8
Avg. Stride Freq. [Hz]	2.4	2.6	2.5	2.4	2.4	2.4
Avg. Stride Length [m]	6.0	7.0	6.8	7.0	6.9	6.9



- [ ] Ranking at each section and finish
- .-.- No data available at this section
- NA No data available



Horse/Jockey Name	Noble Style
Final Rank	2
Fastest Section Time (Section)	0:10.88 (1000m)
Top Speed [km/h] (Section)	67.6 (1000m)
Race State	Finished



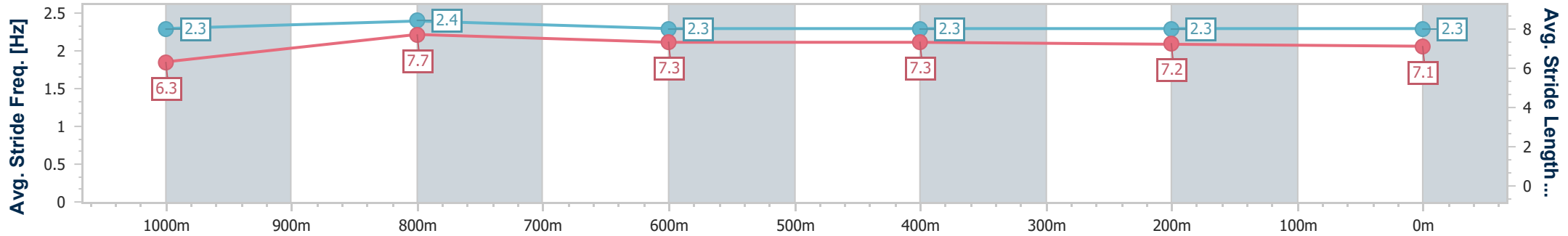
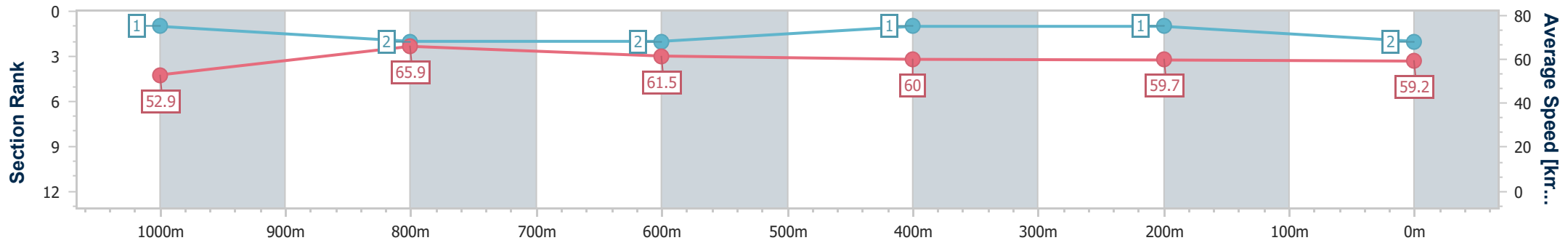
Aquis Park Gold Coast Poly QLD Professional  
Race 8: AMALGAMATED REFURBISHMENT Class 1 Plate - 1200m



16 December 2023 - 16:35

Track Rating: Synthetic, Weather: Fine, Rail Position: True

Section	Overall	1000m	800m	600m	400m	200m
Section Times	1:12.51 [2] (0:13.64)	0:58.87 [1] (0:10.88)	0:47.99 [2] (0:11.66)	0:36.33 [2] (0:12.01)	0:24.32 [1] (0:12.12)	0:12.20 [1] (0:12.20)
Average Speed [km/h]	52.9	65.9	61.5	60.0	59.7	59.2
Top Speed [km/h]	67.6	67.6	63.9	61.3	60.2	60.2
Avg. Dist. to Rail [m]	5.9	0.9	0.5	0.3	1.9	5.7
Avg. Stride Freq. [Hz]	2.3	2.4	2.3	2.3	2.3	2.3
Avg. Stride Length [m]	6.3	7.7	7.3	7.3	7.2	7.1



- [ ] Ranking at each section and finish
- .-.- No data available at this section
- NA No data available



Horse/Jockey Name	So Greysful
Final Rank	3
Fastest Section Time (Section)	0:11.01 (1000m)
Top Speed [km/h] (Section)	67.8 (1000m)
Race State	Finished



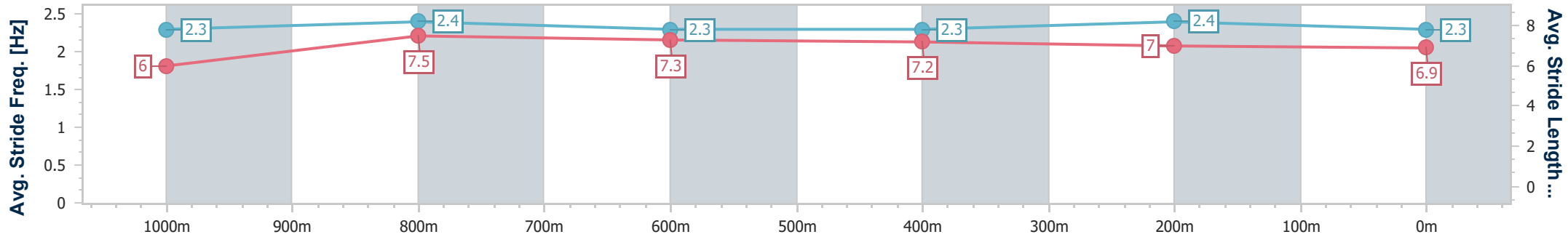
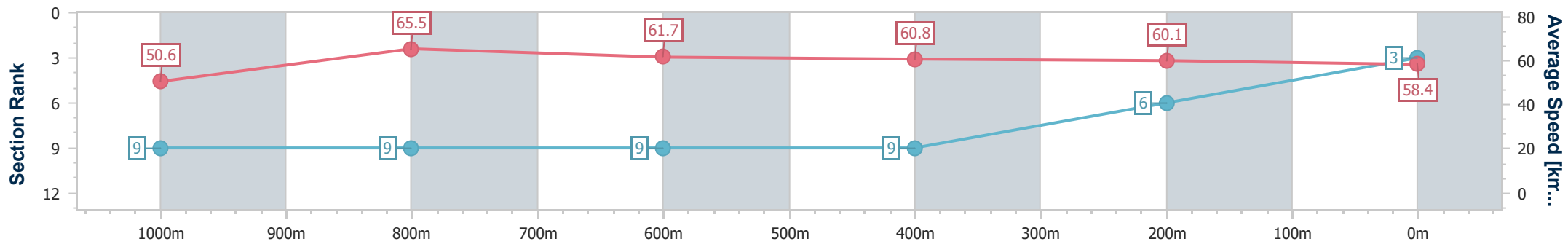
Aquis Park Gold Coast Poly QLD Professional  
Race 8: AMALGAMATED REFURBISHMENT Class 1 Plate - 1200m



16 December 2023 - 16:35

Track Rating: Synthetic, Weather: Fine, Rail Position: True

Section	Overall	1000m	800m	600m	400m	200m
Section Times	1:13.32 [3] (0:14.27)	0:59.05 [9] (0:11.01)	0:48.04 [9] (0:11.70)	0:36.34 [9] (0:11.90)	0:24.44 [9] (0:12.01)	0:12.43 [6] (0:12.43)
Average Speed [km/h]	50.6	65.5	61.7	60.8	60.1	58.4
Top Speed [km/h]	66.7	67.8	64.4	62.7	61.6	59.2
Avg. Dist. to Rail [m]	3.8	1.1	0.7	1.3	3.2	3.2
Avg. Stride Freq. [Hz]	2.3	2.4	2.3	2.3	2.4	2.3
Avg. Stride Length [m]	6.0	7.5	7.3	7.2	7.0	6.9



- [ ] Ranking at each section and finish
- .-.- No data available at this section
- NA No data available



Horse/Jockey Name	Pagato
Final Rank	4
Fastest Section Time (Section)	0:10.94 (1000m)
Top Speed [km/h] (Section)	67.0 (1000m)
Race State	Finished



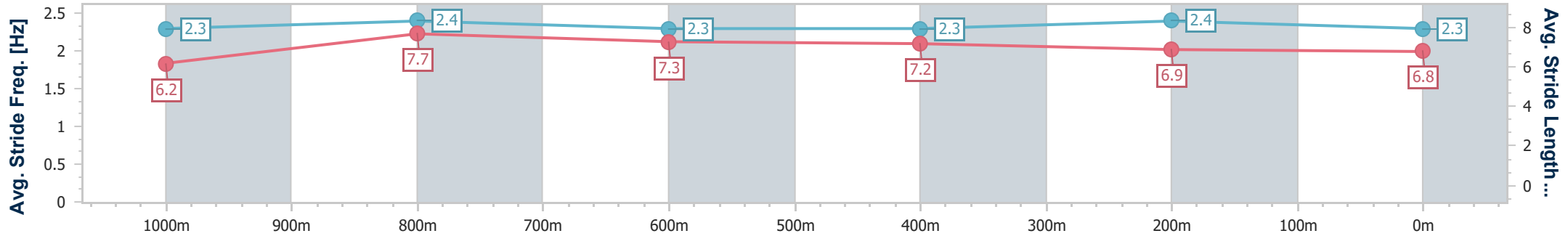
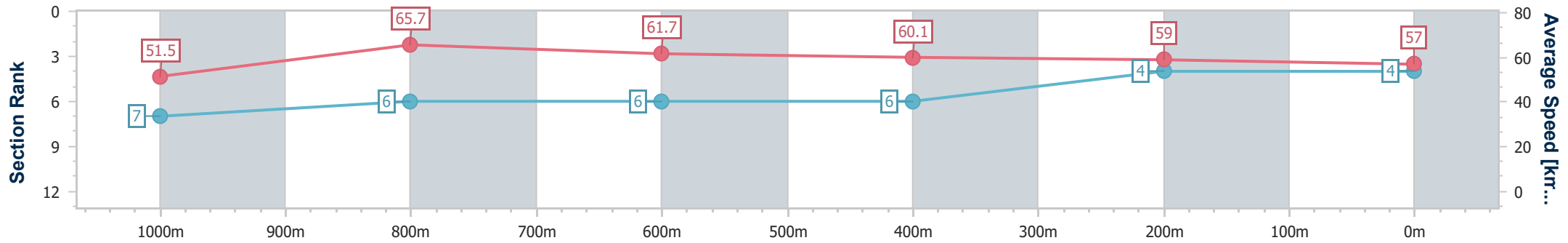
Aquis Park Gold Coast Poly QLD Professional  
Race 8: AMALGAMATED REFURBISHMENT Class 1 Plate - 1200m



16 December 2023 - 16:35

Track Rating: Synthetic, Weather: Fine, Rail Position: True

Section	Overall	1000m	800m	600m	400m	200m
Section Times	1:13.53 [4] (0:13.98)	0:59.55 [7] (0:10.94)	0:48.61 [6] (0:11.67)	0:36.94 [6] (0:12.01)	0:24.93 [6] (0:12.22)	0:12.71 [4] (0:12.71)
Average Speed [km/h]	51.5	65.7	61.7	60.1	59.0	57.0
Top Speed [km/h]	66.2	67.0	64.0	62.1	59.8	59.0
Avg. Dist. to Rail [m]	1.1	0.6	0.7	0.9	1.5	0.6
Avg. Stride Freq. [Hz]	2.3	2.4	2.3	2.3	2.4	2.3
Avg. Stride Length [m]	6.2	7.7	7.3	7.2	6.9	6.8



- [ ] Ranking at each section and finish
- .-.- No data available at this section
- NA No data available



Horse/Jockey Name	Rye Dee Oh
Final Rank	5
Fastest Section Time (Section)	0:11.07 (1000m)
Top Speed [km/h] (Section)	66.3 (1000m)
Race State	Finished



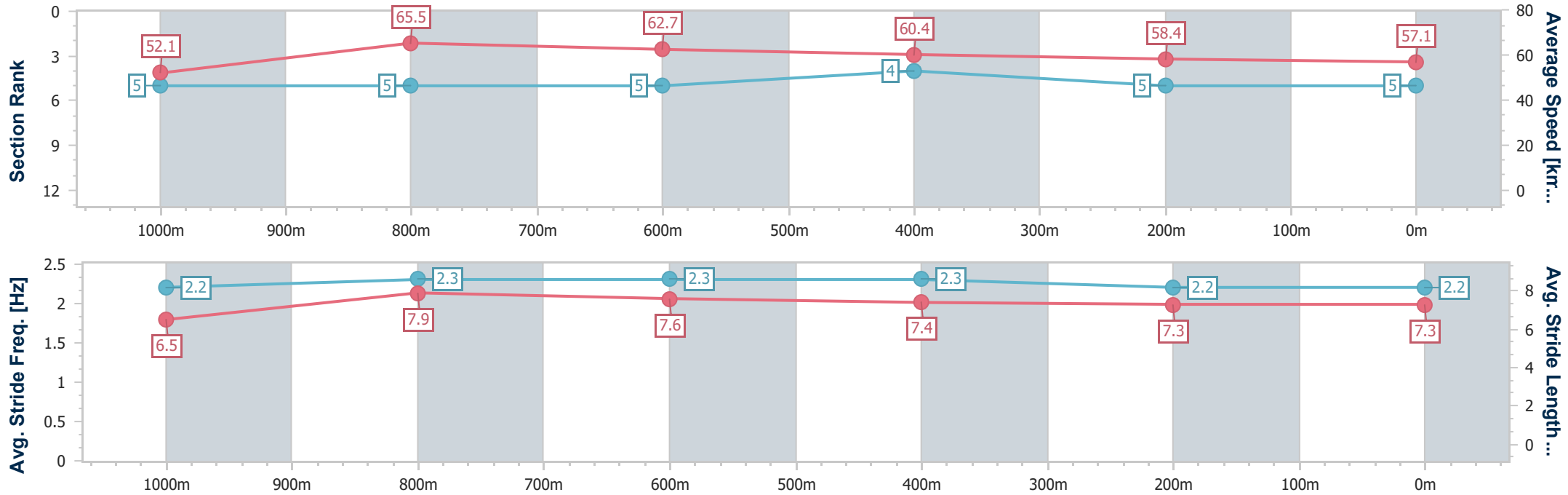
Aquis Park Gold Coast Poly QLD Professional  
Race 8: AMALGAMATED REFURBISHMENT Class 1 Plate - 1200m



16 December 2023 - 16:35

Track Rating: Synthetic, Weather: Fine, Rail Position: True

Section	Overall	1000m	800m	600m	400m	200m
Section Times	1:13.54 [5] (0:13.80)	0:59.74 [5] (0:11.07)	0:48.67 [5] (0:11.56)	0:37.11 [5] (0:11.99)	0:25.12 [4] (0:12.40)	0:12.72 [5] (0:12.72)
Average Speed [km/h]	52.1	65.5	62.7	60.4	58.4	57.1
Top Speed [km/h]	65.6	66.3	63.9	62.8	59.4	58.8
Avg. Dist. to Rail [m]	4.7	1.0	1.6	2.2	3.5	4.2
Avg. Stride Freq. [Hz]	2.2	2.3	2.3	2.3	2.2	2.2
Avg. Stride Length [m]	6.5	7.9	7.6	7.4	7.3	7.3



- [ ] Ranking at each section and finish
- .-.- No data available at this section
- NA No data available



Horse/Jockey Name	Confirm Nor Deny
Final Rank	6
Fastest Section Time (Section)	0:10.88 (1000m)
Top Speed [km/h] (Section)	68.0 (1000m)
Race State	Finished



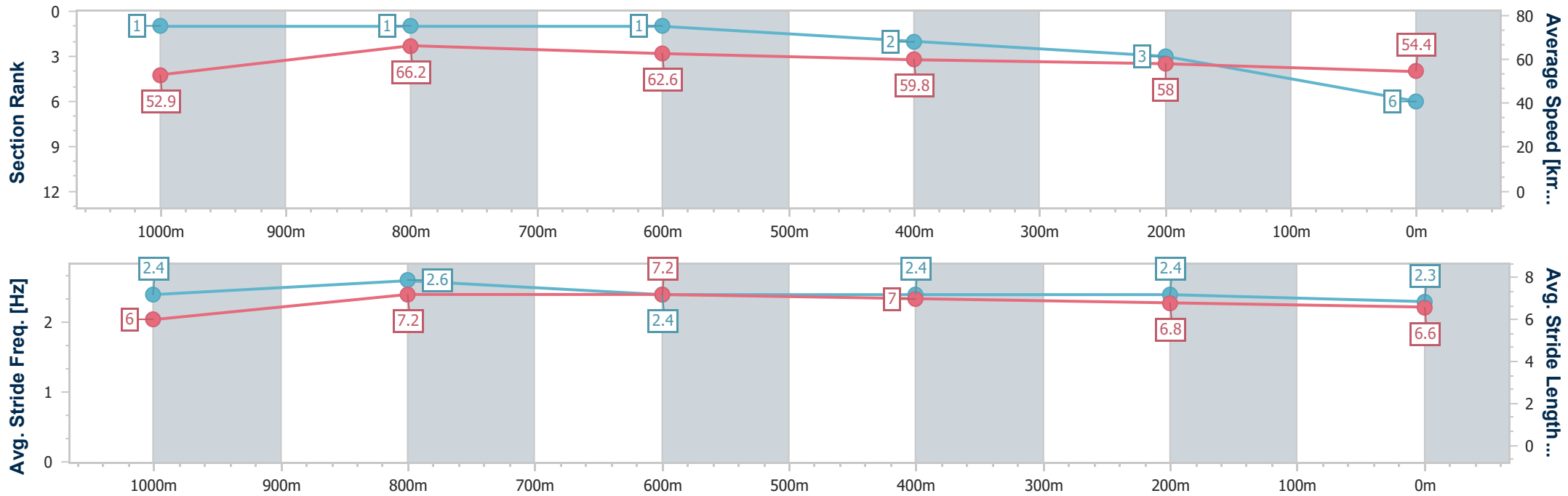
Aquis Park Gold Coast Poly QLD Professional  
Race 8: AMALGAMATED REFURBISHMENT Class 1 Plate - 1200m



16 December 2023 - 16:35

Track Rating: Synthetic, Weather: Fine, Rail Position: True

Section	Overall	1000m	800m	600m	400m	200m
Section Times	1:14.10 [6] (0:13.64)	1:00.46 [1] (0:10.88)	0:49.58 [1] (0:11.58)	0:38.00 [1] (0:12.15)	0:25.85 [2] (0:12.51)	0:13.34 [3] (0:13.34)
Average Speed [km/h]	52.9	66.2	62.6	59.8	58.0	54.4
Top Speed [km/h]	67.2	68.0	64.5	61.6	59.6	56.4
Avg. Dist. to Rail [m]	7.5	2.2	1.0	2.5	3.5	3.9
Avg. Stride Freq. [Hz]	2.4	2.6	2.4	2.4	2.4	2.3
Avg. Stride Length [m]	6.0	7.2	7.2	7.0	6.8	6.6



- [ ] Ranking at each section and finish
- .-.- No data available at this section
- NA No data available



Horse/Jockey Name	Roman Hussler
Final Rank	7
Fastest Section Time (Section)	0:11.26 (1000m)
Top Speed [km/h] (Section)	65.9 (1000m)
Race State	Finished



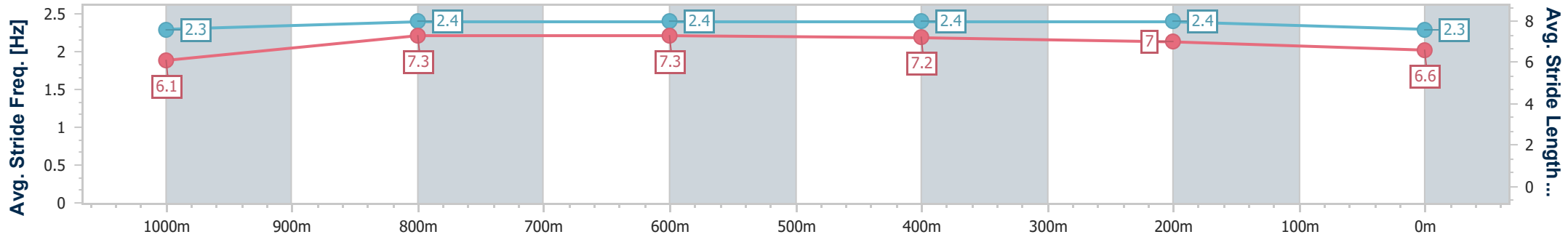
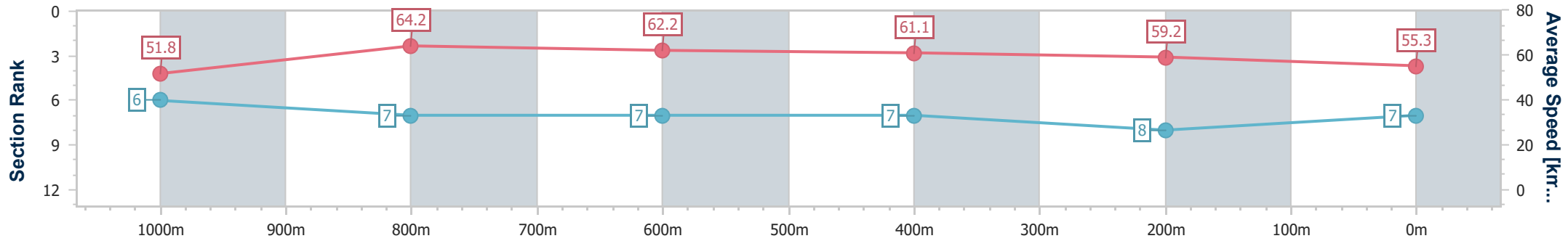
Aquis Park Gold Coast Poly QLD Professional  
Race 8: AMALGAMATED REFURBISHMENT Class 1 Plate - 1200m



16 December 2023 - 16:35

Track Rating: Synthetic, Weather: Fine, Rail Position: True

Section	Overall	1000m	800m	600m	400m	200m
Section Times	1:14.11 [7] (0:13.86)	1:00.25 [6] (0:11.26)	0:48.99 [7] (0:11.64)	0:37.35 [7] (0:12.01)	0:25.34 [7] (0:12.23)	0:13.11 [8] (0:13.11)
Average Speed [km/h]	51.8	64.2	62.2	61.1	59.2	55.3
Top Speed [km/h]	65.7	65.9	63.7	63.9	61.0	57.4
Avg. Dist. to Rail [m]	3.5	1.7	1.6	3.7	5.5	6.9
Avg. Stride Freq. [Hz]	2.3	2.4	2.4	2.4	2.4	2.3
Avg. Stride Length [m]	6.1	7.3	7.3	7.2	7.0	6.6



- [ ] Ranking at each section and finish
- .-.- No data available at this section
- NA No data available





Horse/Jockey Name	Full Cry
Final Rank	8
Fastest Section Time (Section)	0:11.07 (1000m)
Top Speed [km/h] (Section)	66.5 (Overall)
Race State	Finished



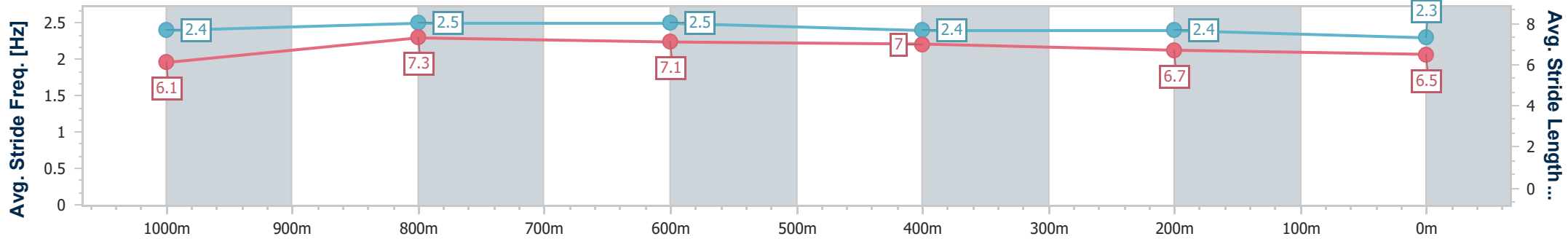
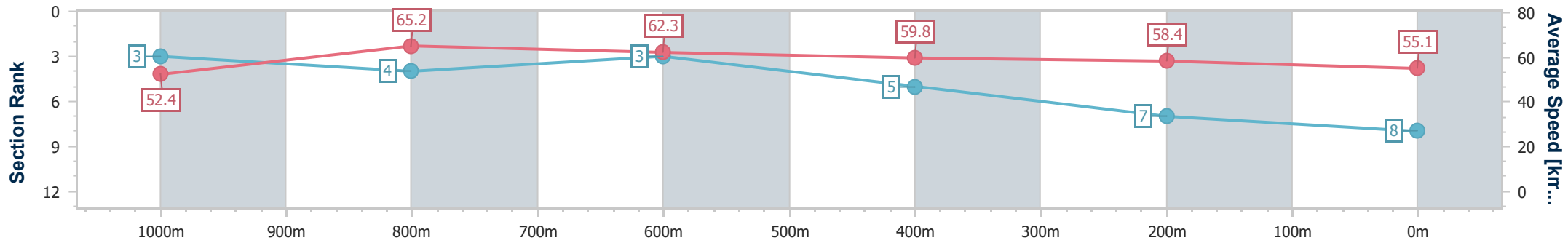
Aquis Park Gold Coast Poly QLD Professional  
Race 8: AMALGAMATED REFURBISHMENT Class 1 Plate - 1200m



16 December 2023 - 16:35

Track Rating: Synthetic, Weather: Fine, Rail Position: True

Section	Overall	1000m	800m	600m	400m	200m
Section Times	1:14.11 [8] (0:13.72)	1:00.39 [3] (0:11.07)	0:49.32 [4] (0:11.58)	0:37.74 [3] (0:12.17)	0:25.57 [5] (0:12.44)	0:13.13 [7] (0:13.13)
Average Speed [km/h]	52.4	65.2	62.3	59.8	58.4	55.1
Top Speed [km/h]	66.5	65.9	64.1	63.1	59.1	57.7
Avg. Dist. to Rail [m]	1.2	0.3	0.6	2.4	4.1	2.5
Avg. Stride Freq. [Hz]	2.4	2.5	2.5	2.4	2.4	2.3
Avg. Stride Length [m]	6.1	7.3	7.1	7.0	6.7	6.5



- [ ] Ranking at each section and finish
- .-.- No data available at this section
- NA No data available



Horse/Jockey Name	Who Invited Her
Final Rank	9
Fastest Section Time (Section)	0:11.25 (1000m)
Top Speed [km/h] (Section)	64.8 (1000m)
Race State	Finished



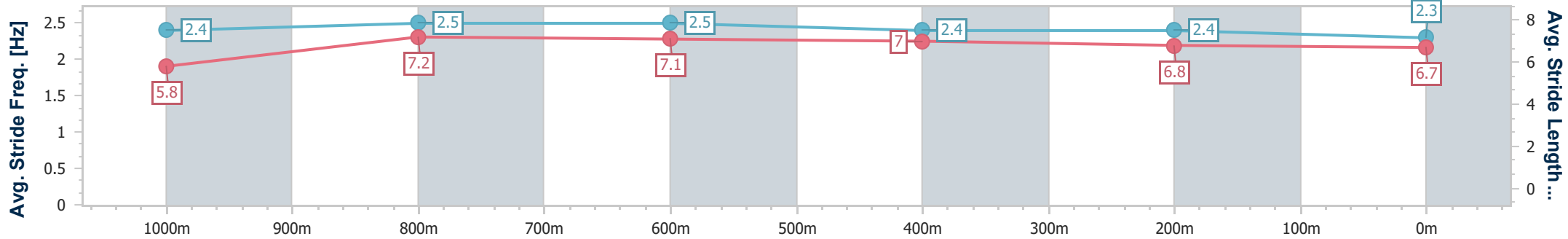
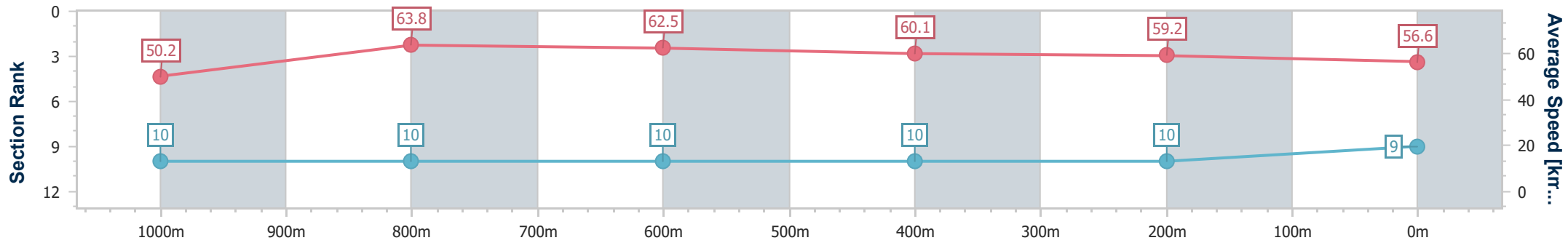
Aquis Park Gold Coast Poly QLD Professional  
Race 8: AMALGAMATED REFURBISHMENT Class 1 Plate - 1200m



16 December 2023 - 16:35

Track Rating: Synthetic, Weather: Fine, Rail Position: True

Section	Overall	1000m	800m	600m	400m	200m
Section Times	1:14.11 [9] (0:14.39)	0:59.72 [10] (0:11.25)	0:48.47 [10] (0:11.45)	0:37.02 [10] (0:11.99)	0:25.03 [10] (0:12.23)	0:12.80 [10] (0:12.80)
Average Speed [km/h]	50.2	63.8	62.5	60.1	59.2	56.6
Top Speed [km/h]	64.2	64.8	63.6	62.0	60.8	59.5
Avg. Dist. to Rail [m]	4.8	1.6	1.3	0.7	2.6	2.9
Avg. Stride Freq. [Hz]	2.4	2.5	2.5	2.4	2.4	2.3
Avg. Stride Length [m]	5.8	7.2	7.1	7.0	6.8	6.7



- [ ] Ranking at each section and finish
- .-.- No data available at this section
- NA No data available



Horse/Jockey Name	My Moses
Final Rank	10
Fastest Section Time (Section)	0:11.03 (1000m)
Top Speed [km/h] (Section)	66.9 (1000m)
Race State	Finished



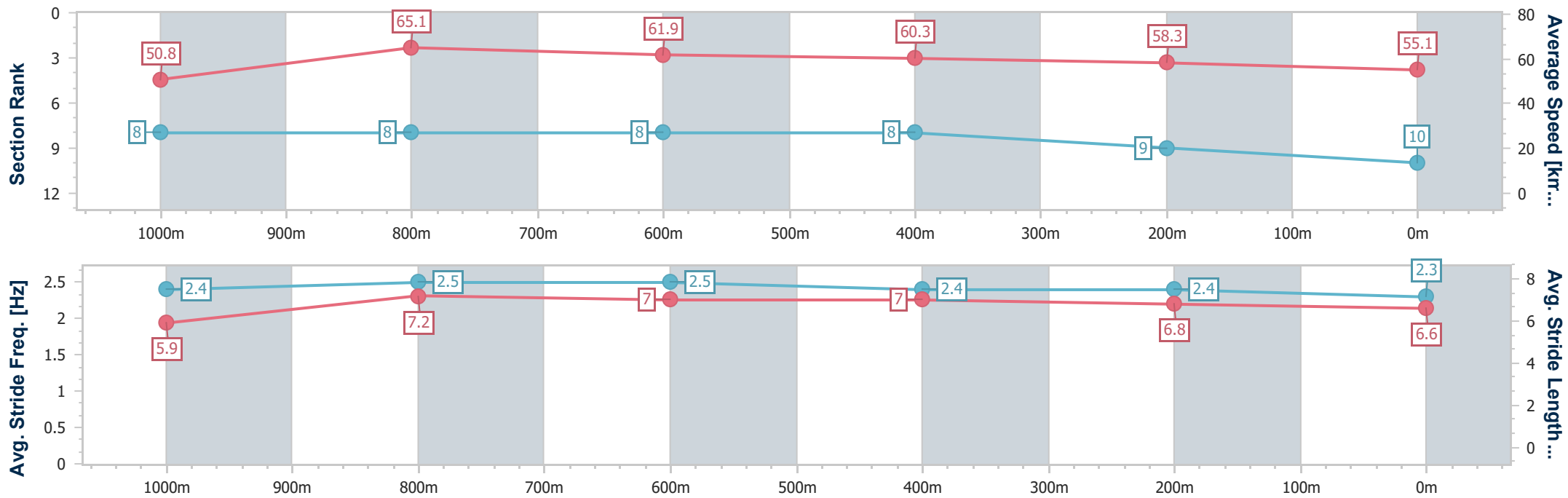
Aquis Park Gold Coast Poly QLD Professional  
Race 8: AMALGAMATED REFURBISHMENT Class 1 Plate - 1200m



16 December 2023 - 16:35

Track Rating: Synthetic, Weather: Fine, Rail Position: True

Section	Overall	1000m	800m	600m	400m	200m
Section Times	1:14.35 [10] (0:14.20)	1:00.15 [8] (0:11.03)	0:49.12 [8] (0:11.58)	0:37.54 [8] (0:12.02)	0:25.52 [8] (0:12.43)	0:13.09 [9] (0:13.09)
Average Speed [km/h]	50.8	65.1	61.9	60.3	58.3	55.1
Top Speed [km/h]	66.2	66.9	63.5	62.3	59.4	57.5
Avg. Dist. to Rail [m]	2.8	0.8	0.6	1.3	1.6	0.7
Avg. Stride Freq. [Hz]	2.4	2.5	2.5	2.4	2.4	2.3
Avg. Stride Length [m]	5.9	7.2	7.0	7.0	6.8	6.6



- [ ] Ranking at each section and finish
- .-.- No data available at this section
- NA No data available