

Track Rating: Synthetic, Weather: Fine, Rail Position: True

Section		Overall	1400m	1200m	1000m	800m	600m	400m	Last 600m					
Field Times		1:37.42 (0:10.32)	1:27.10 (0:11.50)	1:15.60 (0:11.94)	1:03.66 (0:12.08)	0:51.58 (0:12.46)	0:39.12 (0:12.49)	0:26.63 (0:12.94)	0:39.12					
Rank	TAB	Horse/Jockey	Barrier	Top Speed [km/h]	Fastest Section								Distance Travelled [m]	
1	12	IRRIGATOR Emily Lang	10	63.6 1400m	0:10.62 Overall	1:37.42 [1] (0:10.62)	1:26.80 [5] (0:11.85)	1:14.95 [8] (0:12.02)	1:02.93 [7] (0:12.25)	0:50.68 [7] (0:12.61)	0:38.07 [8] (0:12.49)	0:25.58 [7] (0:12.47)	0:38.07	
2	5	KLANG BOY Jag Guthmann-Chester	1	64.1 1400m	0:10.32 Overall	1:37.49 [2] (0:10.32)	1:27.17 [1] (0:11.50)	1:15.67 [1] (0:11.94)	1:03.73 [1] (0:12.08)	0:51.65 [1] (0:12.46)	0:39.19 [1] (0:12.49)	0:26.70 [1] (0:12.94)	0:39.19	-10
3	10	ITALIAN AWARD Michael Cahill	8	64.5 1400m	0:10.40 Overall	1:37.65 [3] (0:10.40)	1:27.25 [4] (0:11.72)	1:15.53 [3] (0:11.67)	1:03.86 [2] (0:12.15)	0:51.71 [2] (0:12.50)	0:39.21 [2] (0:12.52)	0:26.69 [2] (0:13.08)	0:39.21	-1
4	7	BRING THE CHAMPERS Wanderson D'Avila	4	63.4 1400m	0:10.63 Overall	1:38.00 [4] (0:10.63)	1:27.37 [6] (0:11.82)	1:15.55 [7] (0:12.08)	1:03.47 [8] (0:12.23)	0:51.24 [8] (0:12.26)	0:38.98 [5] (0:12.48)	0:26.50 [3] (0:12.89)	0:38.98	-7
5	1	SEEYA LATER GATER Jasper Franklin	3	64.8 Overall	0:10.67 Overall	1:38.31 [5] (0:10.67)	1:27.64 [7] (0:11.63)	1:16.01 [6] (0:11.98)	1:04.03 [6] (0:12.30)	0:51.73 [6] (0:12.67)	0:39.06 [7] (0:12.41)	0:26.65 [5] (0:12.88)	0:39.06	-2
6	2	THE IRISH Paul Hammersley	2	63.8 1400m	0:10.67 Overall	1:38.53 [6] (0:10.67)	1:27.86 [7] (0:11.53)	1:16.33 [5] (0:12.05)	1:04.28 [5] (0:12.28)	0:52.00 [5] (0:12.31)	0:39.69 [4] (0:12.75)	0:26.94 [4] (0:13.19)	0:39.69	-10
7	8	DE NILE Andrew Spinks	7	63.3 1400m	0:10.83 Overall	1:38.58 [7] (0:10.83)	1:27.75 [9] (0:12.16)	1:15.59 [9] (0:11.94)	1:03.65 [9] (0:12.57)	0:51.08 [9] (0:12.38)	0:38.70 [9] (0:12.76)	0:25.94 [9] (0:12.86)	0:38.70	+13
8	4	SUNDAY SKY Casey Waddell	5	63.6 Overall	0:10.39 Overall	1:38.88 [8] (0:10.39)	1:28.49 [3] (0:11.80)	1:16.69 [4] (0:12.00)	1:04.69 [4] (0:12.29)	0:52.40 [4] (0:12.67)	0:39.73 [6] (0:13.01)	0:26.72 [8] (0:13.05)	0:39.73	+0
9	6	LUNARIAN Micheal Hellyer	6	64.4 1400m	0:10.33 Overall	1:39.70 [9] (0:10.33)	1:29.37 [2] (0:11.61)	1:17.76 [2] (0:12.06)	1:05.70 [3] (0:12.33)	0:53.37 [3] (0:12.50)	0:40.87 [3] (0:12.92)	0:27.95 [6] (0:13.52)	0:40.87	-2

Scratched: Viscount Sydney (#11), Torovista (#3), Lucifer The Cat (#9), Tavieslass (#13)



Aquis Park Gold Coast Poly QLD Professional

Race 7: ASP COMMERCIAL Maiden Handicap - 1540m

16 December 2023 - 16:09



Track Rating: Synthetic, Weather: Fine, Rail Position: True

Section				200m				Last 600m	
Field Times				0:13.69 (0:13.69)				0:39.12	
Rank	TAB	Horse/Jockey	Barrier	Top Speed [km/h]	Fastest Section	Margin			Distance Travelled [m]
1	12	IRRIGATOR Emily Lang	10	63.6 1400m	0:10.62 Overall	0:13.11 [3] (0:13.11)	1:37.42		0:38.07
2	5	KLANG BOY Jag Guthmann-Chester	1	64.1 1400m	0:10.32 Overall	0:13.76 [1] (0:13.76)	0.3L		0:39.19 -10
3	10	ITALIAN AWARD Michael Cahill	8	64.5 1400m	0:10.40 Overall	0:13.61 [2] (0:13.61)	1.1L		0:39.21 -1
4	7	BRING THE CHAMPERS Wanderson D'Avila	4	63.4 1400m	0:10.63 Overall	0:13.61 [4] (0:13.61)	3.1L		0:38.98 -7
5	1	SEEYA LATER GATER Jasper Franklin	3	64.8 Overall	0:10.67 Overall	0:13.77 [5] (0:13.77)	4.9L		0:39.06 -2
6	2	THE IRISH Paul Hammersley	2	63.8 1400m	0:10.67 Overall	0:13.75 [6] (0:13.75)	6.2L		0:39.69 -10
7	8	DE NILE Andrew Spinks	7	63.3 1400m	0:10.83 Overall	0:13.08 [9] (0:13.08)	6.4L		0:38.70 +13
8	4	SUNDAY SKY Casey Waddell	5	63.6 Overall	0:10.39 Overall	0:13.67 [7] (0:13.67)	8.2L		0:39.73 +0
9	6	LUNARIAN Micheal Hellyer	6	64.4 1400m	0:10.33 Overall	0:14.43 [8] (0:14.43)	13L		0:40.87 -2

Scratched: Viscount Sydney (#11), Torovista (#3), Lucifer The Cat (#9), Tavieslass (#13)

[] Ranking at each section and finish
 -:-:- No data available at this section
 NA No data available

SCN Saddle cloth number
 DNF Did not finish
 DNT Did not track



Horse/Jockey Name	Irrigator
Final Rank	1
Fastest Section Time (Section)	0:10.62 (Overall)
Top Speed [km/h] (Section)	63.6 (1400m)
Race State	Finished



Aquis Park Gold Coast Poly QLD Professional

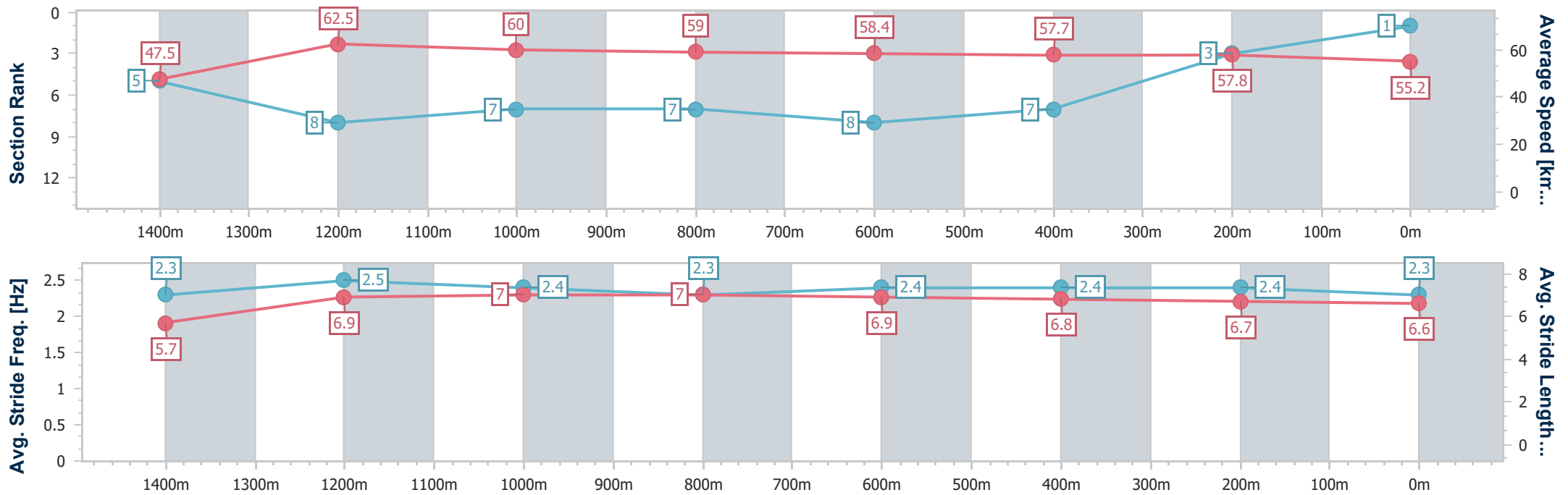
Race 7: ASP COMMERCIAL Maiden Handicap - 1540m



16 December 2023 - 16:09

Track Rating: Synthetic, Weather: Fine, Rail Position: True

Section	Overall	1400m	1200m	1000m	800m	600m	400m	200m
Section Times	1:37.42 [1] (0:10.62)	1:26.80 [5] (0:11.85)	1:14.95 [8] (0:12.02)	1:02.93 [7] (0:12.25)	0:50.68 [7] (0:12.61)	0:38.07 [8] (0:12.49)	0:25.58 [7] (0:12.47)	0:13.11 [3]
Average Speed [km/h]	47.5	62.5	60.0	59.0	58.4	57.7	57.8	55.2
Top Speed [km/h]	63.1	63.6	60.6	59.9	59.1	59.2	59.6	58.4
Avg. Dist. to Rail [m]	8.7	3.6	2.5	2.6	3.4	1.4	0.5	1.1
Avg. Stride Freq. [Hz]	2.3	2.5	2.4	2.3	2.4	2.4	2.4	2.3
Avg. Stride Length [m]	5.7	6.9	7.0	7.0	6.9	6.8	6.7	6.6



- [] Ranking at each section and finish
- .-.-.- No data available at this section
- NA No data available



Horse/Jockey Name	Klang Boy
Final Rank	2
Fastest Section Time (Section)	0:10.32 (Overall)
Top Speed [km/h] (Section)	64.1 (1400m)
Race State	Finished



Aquis Park Gold Coast Poly QLD Professional

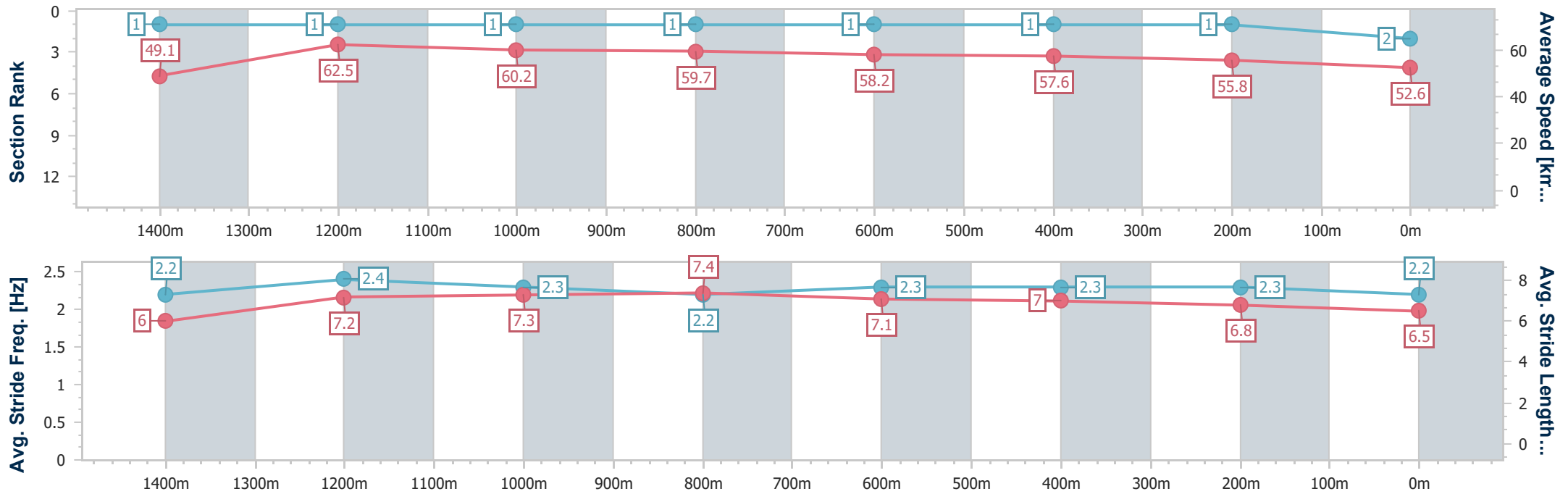
Race 7: ASP COMMERCIAL Maiden Handicap - 1540m

16 December 2023 - 16:09

Track Rating: Synthetic, Weather: Fine, Rail Position: True



Section	Overall	1400m	1200m	1000m	800m	600m	400m	200m
Section Times	1:37.49 [2] (0:10.32)	1:27.17 [1] (0:11.50)	1:15.67 [1] (0:11.94)	1:03.73 [1] (0:12.08)	0:51.65 [1] (0:12.46)	0:39.19 [1] (0:12.49)	0:26.70 [1] (0:12.94)	0:13.76 [1] (0:13.76)
Average Speed [km/h]	49.1	62.5	60.2	59.7	58.2	57.6	55.8	52.6
Top Speed [km/h]	64.0	64.1	60.9	60.4	58.6	59.2	57.0	53.9
Avg. Dist. to Rail [m]	1.4	0.2	0.3	0.2	0.8	1.1	0.9	0.8
Avg. Stride Freq. [Hz]	2.2	2.4	2.3	2.2	2.3	2.3	2.3	2.2
Avg. Stride Length [m]	6.0	7.2	7.3	7.4	7.1	7.0	6.8	6.5



- [] Ranking at each section and finish
- .-.-.- No data available at this section
- NA No data available



Horse/Jockey Name	Italian Award
Final Rank	3
Fastest Section Time (Section)	0:10.40 (Overall)
Top Speed [km/h] (Section)	64.5 (1400m)
Race State	Finished



Aquis Park Gold Coast Poly QLD Professional

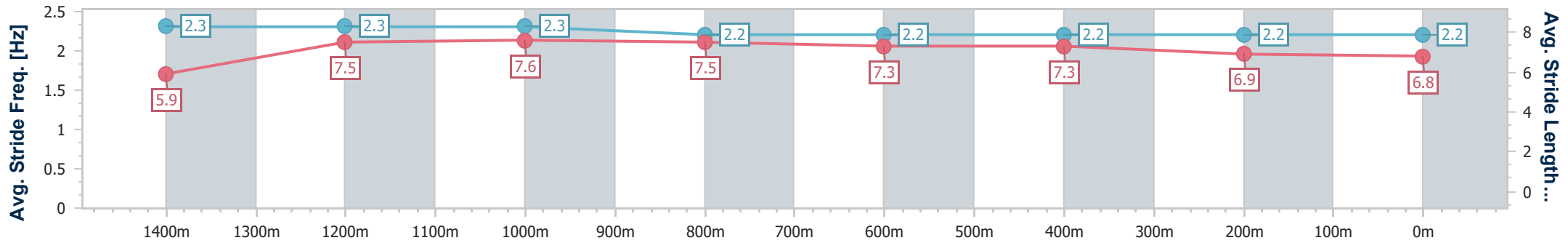
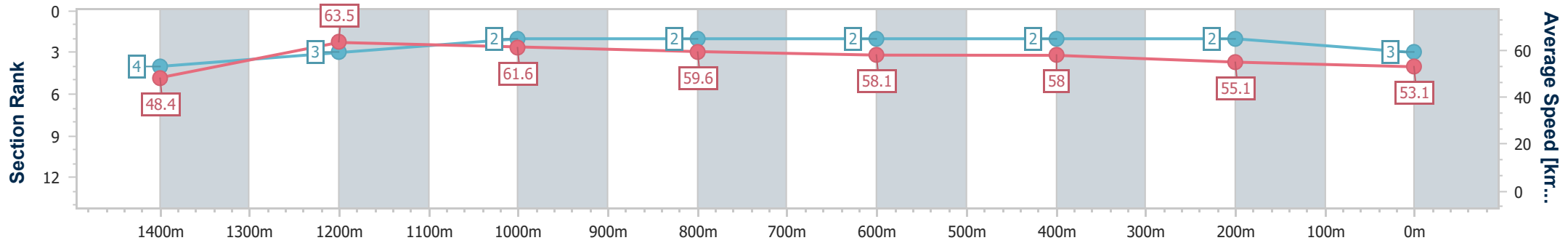
Race 7: ASP COMMERCIAL Maiden Handicap - 1540m

16 December 2023 - 16:09

Track Rating: Synthetic, Weather: Fine, Rail Position: True



Section	Overall	1400m	1200m	1000m	800m	600m	400m	200m
Section Times	1:37.65 [3] (0:10.40)	1:27.25 [4] (0:11.72)	1:15.53 [3] (0:11.67)	1:03.86 [2] (0:12.15)	0:51.71 [2] (0:12.50)	0:39.21 [2] (0:12.52)	0:26.69 [2] (0:13.08)	0:13.61 [2] (0:13.61)
Average Speed [km/h]	48.4	63.5	61.6	59.6	58.1	58.0	55.1	53.1
Top Speed [km/h]	63.4	64.5	62.8	60.4	59.6	59.1	57.1	54.4
Avg. Dist. to Rail [m]	7.3	3.9	3.8	1.9	2.5	1.5	1.0	2.4
Avg. Stride Freq. [Hz]	2.3	2.3	2.3	2.2	2.2	2.2	2.2	2.2
Avg. Stride Length [m]	5.9	7.5	7.6	7.5	7.3	7.3	6.9	6.8



- [] Ranking at each section and finish
- .-.-.- No data available at this section
- NA No data available



Horse/Jockey Name	Bring The Champers
Final Rank	4
Fastest Section Time (Section)	0:10.63 (Overall)
Top Speed [km/h] (Section)	63.4 (1400m)
Race State	Finished



Aquis Park Gold Coast Poly QLD Professional

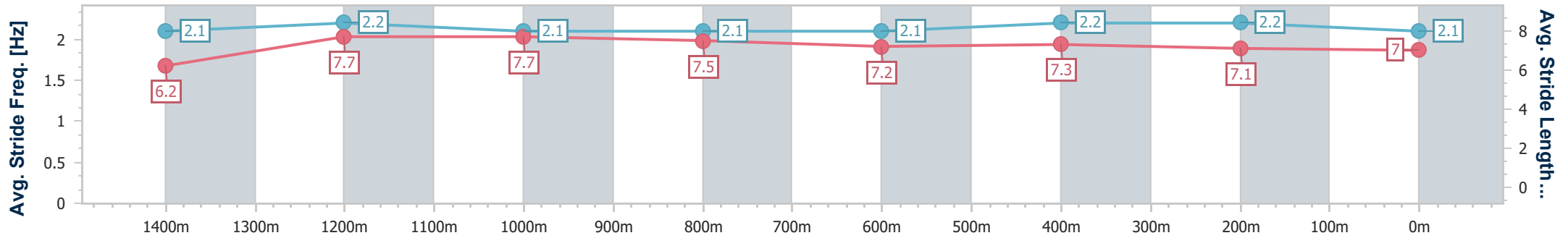
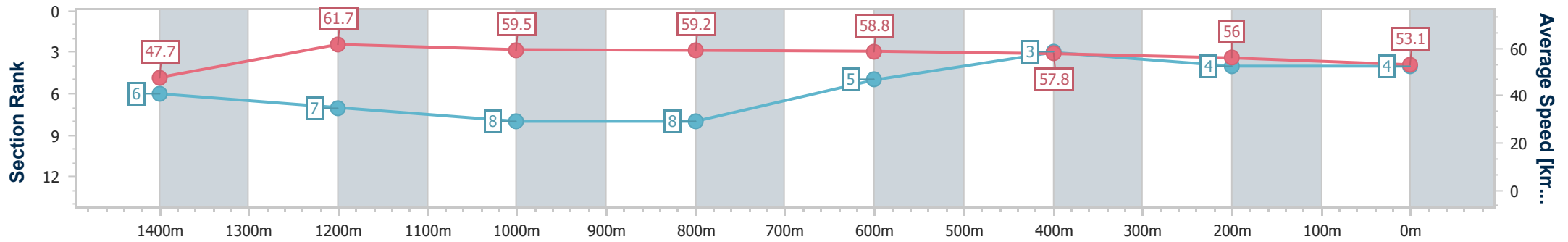
Race 7: ASP COMMERCIAL Maiden Handicap - 1540m

16 December 2023 - 16:09

Track Rating: Synthetic, Weather: Fine, Rail Position: True



Section	Overall	1400m	1200m	1000m	800m	600m	400m	200m
Section Times	1:38.00 [4] (0:10.63)	1:27.37 [6] (0:11.82)	1:15.55 [7] (0:12.08)	1:03.47 [8] (0:12.23)	0:51.24 [8] (0:12.26)	0:38.98 [5] (0:12.48)	0:26.50 [3] (0:12.89)	0:13.61 [4] (0:13.61)
Average Speed [km/h]	47.7	61.7	59.5	59.2	58.8	57.8	56.0	53.1
Top Speed [km/h]	62.8	63.4	60.9	60.0	59.5	59.6	57.4	55.3
Avg. Dist. to Rail [m]	4.1	1.8	1.0	0.7	0.6	0.4	1.8	4.1
Avg. Stride Freq. [Hz]	2.1	2.2	2.1	2.1	2.1	2.2	2.2	2.1
Avg. Stride Length [m]	6.2	7.7	7.7	7.5	7.2	7.3	7.1	7.0



- [] Ranking at each section and finish
- .-.-.- No data available at this section
- NA No data available



Horse/Jockey Name	Seeya Later Gater
Final Rank	5
Fastest Section Time (Section)	0:10.67 (Overall)
Top Speed [km/h] (Section)	64.8 (Overall)
Race State	Finished



Aquis Park Gold Coast Poly QLD Professional

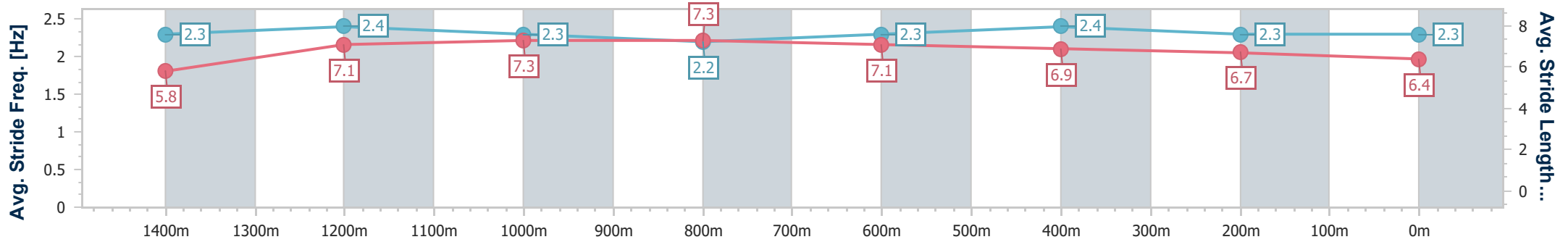
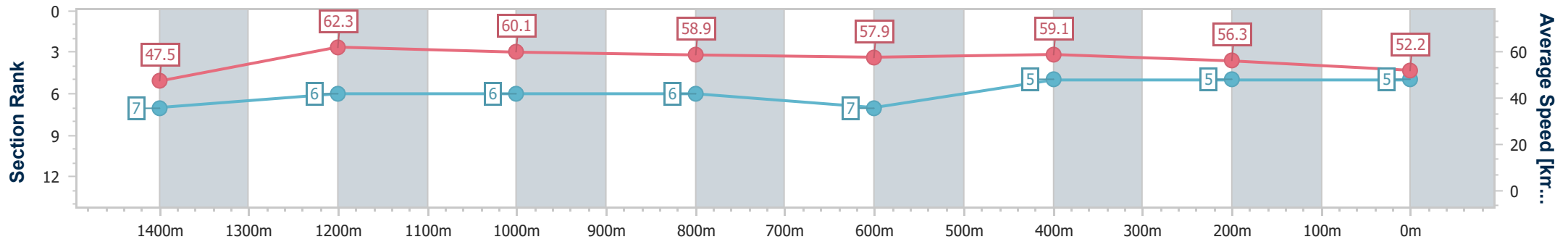
Race 7: ASP COMMERCIAL Maiden Handicap - 1540m



16 December 2023 - 16:09

Track Rating: Synthetic, Weather: Fine, Rail Position: True

Section	Overall	1400m	1200m	1000m	800m	600m	400m	200m
Section Times	1:38.31 [5] (0:10.67)	1:27.64 [7] (0:11.63)	1:16.01 [6] (0:11.98)	1:04.03 [6] (0:12.30)	0:51.73 [6] (0:12.67)	0:39.06 [7] (0:12.41)	0:26.65 [5] (0:12.88)	0:13.77 [5] (0:13.77)
Average Speed [km/h]	47.5	62.3	60.1	58.9	57.9	59.1	56.3	52.2
Top Speed [km/h]	64.8	64.8	61.6	59.5	58.8	60.3	58.0	54.6
Avg. Dist. to Rail [m]	2.7	1.3	1.9	2.0	3.3	3.9	2.7	3.9
Avg. Stride Freq. [Hz]	2.3	2.4	2.3	2.2	2.3	2.4	2.3	2.3
Avg. Stride Length [m]	5.8	7.1	7.3	7.3	7.1	6.9	6.7	6.4



- [] Ranking at each section and finish
- .-.- No data available at this section
- NA No data available



Horse/Jockey Name	The Irish
Final Rank	6
Fastest Section Time (Section)	0:10.67 (Overall)
Top Speed [km/h] (Section)	63.8 (1400m)
Race State	Finished



Aquis Park Gold Coast Poly QLD Professional

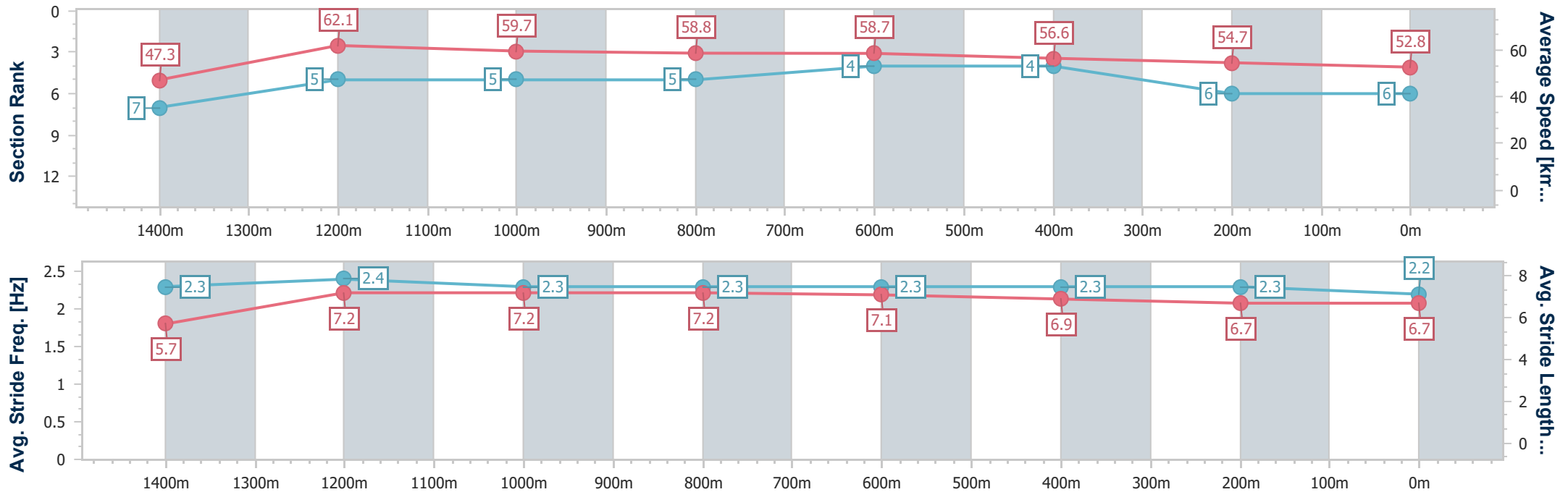
Race 7: ASP COMMERCIAL Maiden Handicap - 1540m



16 December 2023 - 16:09

Track Rating: Synthetic, Weather: Fine, Rail Position: True

Section	Overall	1400m	1200m	1000m	800m	600m	400m	200m
Section Times	1:38.53 [6] (0:10.67)	1:27.86 [7] (0:11.53)	1:16.33 [5] (0:12.05)	1:04.28 [5] (0:12.28)	0:52.00 [5] (0:12.31)	0:39.69 [4] (0:12.75)	0:26.94 [4] (0:13.19)	0:13.75 [6] (0:13.75)
Average Speed [km/h]	47.3	62.1	59.7	58.8	58.7	56.6	54.7	52.8
Top Speed [km/h]	63.5	63.8	60.9	60.6	60.0	57.7	55.7	53.9
Avg. Dist. to Rail [m]	1.7	0.4	0.3	0.7	0.7	1.3	2.1	3.3
Avg. Stride Freq. [Hz]	2.3	2.4	2.3	2.3	2.3	2.3	2.3	2.2
Avg. Stride Length [m]	5.7	7.2	7.2	7.2	7.1	6.9	6.7	6.7



- [] Ranking at each section and finish
- .-.-.- No data available at this section
- NA No data available



Horse/Jockey Name	De Nile
Final Rank	7
Fastest Section Time (Section)	0:10.83 (Overall)
Top Speed [km/h] (Section)	63.3 (1400m)
Race State	Finished



Aquis Park Gold Coast Poly QLD Professional

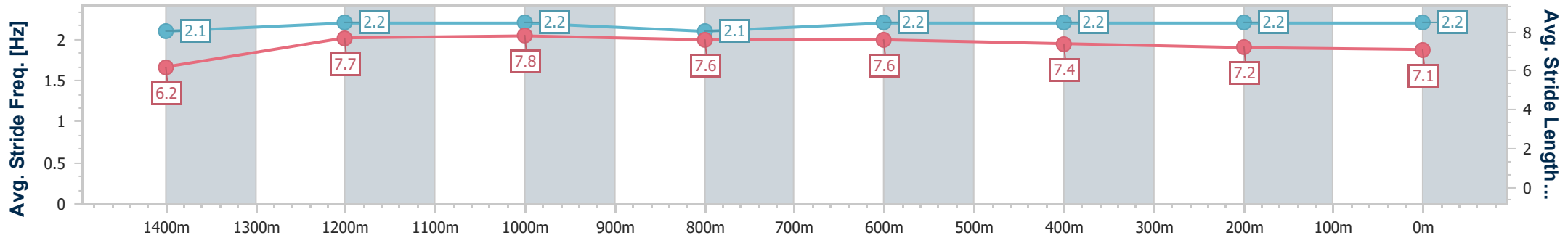
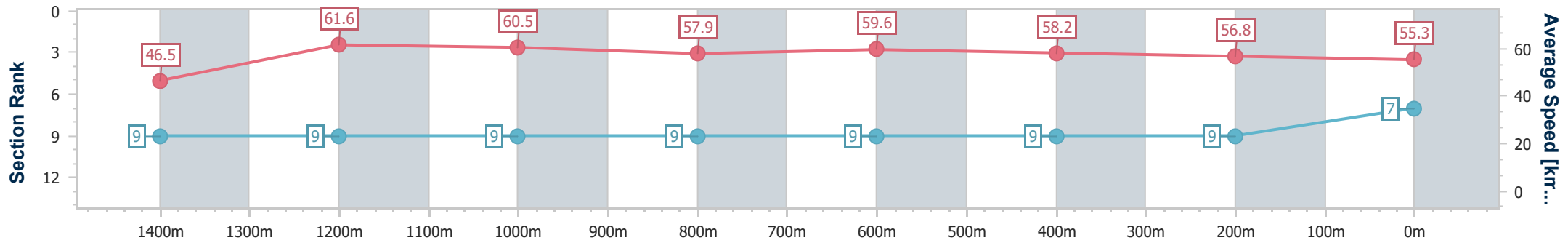
Race 7: ASP COMMERCIAL Maiden Handicap - 1540m

16 December 2023 - 16:09

Track Rating: Synthetic, Weather: Fine, Rail Position: True



Section	Overall	1400m	1200m	1000m	800m	600m	400m	200m						
Section Times	1:38.58 [7] (0:10.83)	1:27.75 [9] (0:12.16)	1:15.59 [9] (0:11.94)	1:03.65 [9] (0:12.57)	0:51.08 [9] (0:12.38)	0:38.70 [9] (0:12.76)	0:25.94 [9] (0:12.86)	0:13.08 [9] (0:13.08)						
Average Speed [km/h]	46.5	61.6	60.5	57.9	59.6	58.2	56.8	55.3						
Top Speed [km/h]	61.2	63.3	62.4	59.1	61.1	60.6	58.0	56.8						
Avg. Dist. to Rail [m]	6.7	5.2	4.6	4.2	5.1	6.4	7.6	8.4						
Avg. Stride Freq. [Hz]	2.1	2.2	2.2	2.1	2.2	2.2	2.2	2.2						
Avg. Stride Length [m]	6.2	7.7	7.8	7.6	7.6	7.4	7.2	7.1						



- [] Ranking at each section and finish
- .-.- No data available at this section
- NA No data available



Horse/Jockey Name	Sunday Sky
Final Rank	8
Fastest Section Time (Section)	0:10.39 (Overall)
Top Speed [km/h] (Section)	63.6 (Overall)
Race State	Finished



Aquis Park Gold Coast Poly QLD Professional

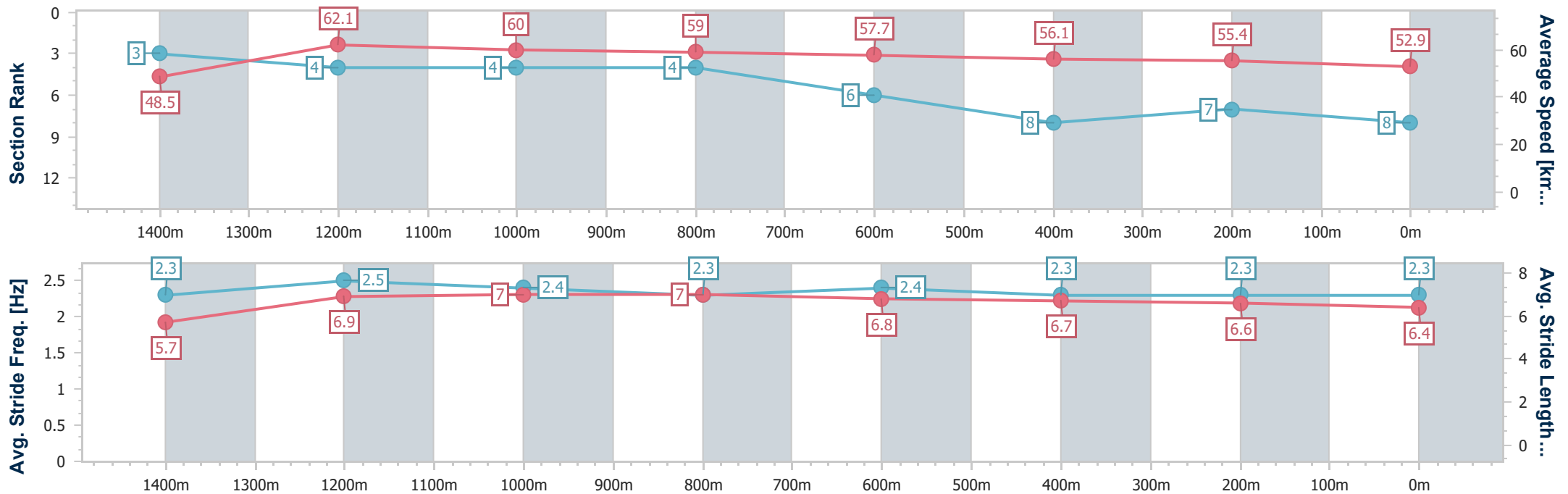
Race 7: ASP COMMERCIAL Maiden Handicap - 1540m



16 December 2023 - 16:09

Track Rating: Synthetic, Weather: Fine, Rail Position: True

Section	Overall	1400m	1200m	1000m	800m	600m	400m	200m
Section Times	1:38.88 [8] (0:10.39)	1:28.49 [3] (0:11.80)	1:16.69 [4] (0:12.00)	1:04.69 [4] (0:12.29)	0:52.40 [4] (0:12.67)	0:39.73 [6] (0:13.01)	0:26.72 [8] (0:13.05)	0:13.67 [7] (0:13.67)
Average Speed [km/h]	48.5	62.1	60.0	59.0	57.7	56.1	55.4	52.9
Top Speed [km/h]	63.6	63.2	62.3	60.0	59.0	57.4	57.4	53.7
Avg. Dist. to Rail [m]	4.7	2.2	2.9	3.0	3.0	3.0	3.1	5.0
Avg. Stride Freq. [Hz]	2.3	2.5	2.4	2.3	2.4	2.3	2.3	2.3
Avg. Stride Length [m]	5.7	6.9	7.0	7.0	6.8	6.7	6.6	6.4



- [] Ranking at each section and finish
- .-.-.- No data available at this section
- NA No data available



Horse/Jockey Name	Lunarian
Final Rank	9
Fastest Section Time (Section)	0:10.33 (Overall)
Top Speed [km/h] (Section)	64.4 (1400m)
Race State	Finished



Aquis Park Gold Coast Poly QLD Professional

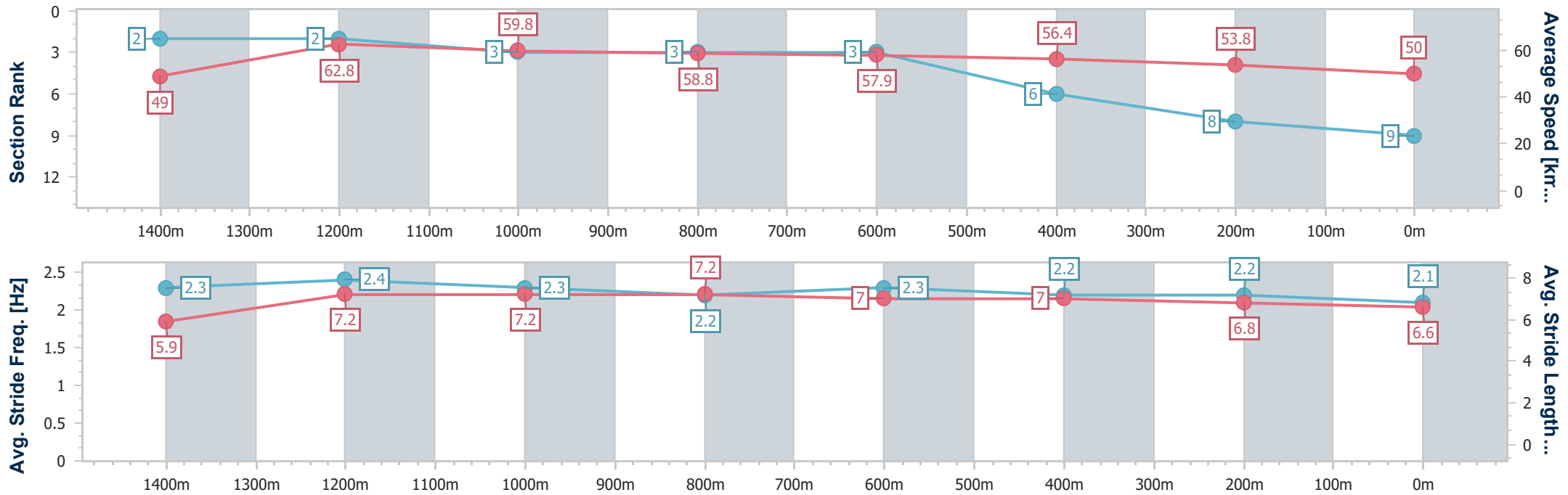
Race 7: ASP COMMERCIAL Maiden Handicap - 1540m

16 December 2023 - 16:09

Track Rating: Synthetic, Weather: Fine, Rail Position: True



Section	Overall	1400m	1200m	1000m	800m	600m	400m	200m
Section Times	1:39.70 [9] (0:10.33)	1:29.37 [2] (0:11.61)	1:17.76 [2] (0:12.06)	1:05.70 [3] (0:12.33)	0:53.37 [3] (0:12.50)	0:40.87 [3] (0:12.92)	0:27.95 [6] (0:13.52)	0:14.43 [8] (0:14.43)
Average Speed [km/h]	49.0	62.8	59.8	58.8	57.9	56.4	53.8	50.0
Top Speed [km/h]	64.4	64.4	60.5	59.8	58.5	57.5	54.9	52.8
Avg. Dist. to Rail [m]	5.6	1.7	1.6	1.7	1.8	2.5	3.8	4.9
Avg. Stride Freq. [Hz]	2.3	2.4	2.3	2.2	2.3	2.2	2.2	2.1
Avg. Stride Length [m]	5.9	7.2	7.2	7.2	7.0	7.0	6.8	6.6



- [] Ranking at each section and finish
- .-.- No data available at this section
- NA No data available