



Aquis Park Gold Coast Poly QLD Professional

Race 3: AMALGAMATED WINDOWS BENCHMARK 55 Handicap - 2000m



16 December 2023 - 13:06

Track Rating: Synthetic, Weather: Fine, Rail Position: True

| Section | | Overall | 1800m | 1600m | 1400m | 1200m | 1000m | 800m | Last 600m | | | | |
|-------------|--|----------------------|----------------------|----------------------|--------------------------|--------------------------|--------------------------|--------------------------|--------------------------|--------------------------|--------------------------|---------|------------------------|
| Field Times | | 2:08.37 (0:13.98) | 1:54.39 (0:11.91) | 1:42.48 (0:13.01) | 1:29.47 (0:13.33) | 1:16.14 (0:12.81) | 1:03.33 (0:12.49) | 0:50.84 (0:12.10) | 0:38.74 | | | | |
| Rank | TAB Horse/Jockey | Barrier | Top Speed [km/h] | Fastest Section | | | | | | | | | Distance Travelled [m] |
| 1 | 3 FOXY FRAULIEN Emily Lang | 5 | 62.6 1800m | 0:11.91 1800m | 2:08.37 [1] (0:13.98) | 1:54.39 [1] (0:11.91) | 1:42.48 [1] (0:13.01) | 1:29.47 [1] (0:13.33) | 1:16.14 [1] (0:12.81) | 1:03.33 [1] (0:12.49) | 0:50.84 [1] (0:12.10) | 0:38.74 | |
| 2 | 2 FISCH TANK Danny Peisley | 7 | 63.7 Overall | 0:11.95 1800m | 2:09.32 [2] (0:14.06) | 1:55.26 [2] (0:11.95) | 1:43.31 [2] (0:12.97) | 1:30.34 [2] (0:13.27) | 1:17.07 [2] (0:12.80) | 1:04.27 [2] (0:12.58) | 0:51.69 [2] (0:12.25) | 0:39.44 | +1 |
| 3 | 6 ROCK WAR Jag Guthmann-Chester | 2 | 62.3 1800m | 0:11.90 1800m | 2:09.99 [3] (0:14.40) | 1:55.59 [6] (0:11.90) | 1:43.69 [5] (0:12.88) | 1:30.81 [5] (0:13.28) | 1:17.53 [5] (0:12.78) | 1:04.75 [4] (0:12.47) | 0:52.28 [4] (0:12.18) | 0:40.10 | +2 |
| 4 | 4 IDLING BY Jasper Franklin | 1 | 62.5 1800m | 0:11.85 1800m | 2:10.10 [4] (0:14.38) | 1:55.72 [5] (0:11.85) | 1:43.87 [4] (0:12.87) | 1:31.00 [4] (0:13.32) | 1:17.68 [4] (0:12.83) | 1:04.85 [5] (0:12.53) | 0:52.32 [5] (0:12.21) | 0:40.11 | -5 |
| 5 | 7 DOOM DIVA Elione Chaves | 3 | 61.6 1800m | 0:11.91 1800m | 2:10.32 [5] (0:14.63) | 1:55.69 [8] (0:11.91) | 1:43.78 [7] (0:12.87) | 1:30.91 [6] (0:13.31) | 1:17.60 [6] (0:12.82) | 1:04.78 [6] (0:12.53) | 0:52.25 [8] (0:12.21) | 0:40.04 | +0 |
| 6 | 9 CRYSTALLIZATION Casey Waddell | 4 | 61.7 1800m | 0:12.16 1800m | 2:11.05 [6] (0:14.36) | 1:56.69 [4] (0:12.16) | 1:44.53 [6] (0:13.00) | 1:31.53 [7] (0:13.36) | 1:18.17 [7] (0:12.73) | 1:05.44 [7] (0:12.36) | 0:53.08 [6] (0:12.29) | 0:40.79 | +10 |
| 7 | 5 MAGIC OF MILLO Wanderson D'Avila | 6 | 62.5 1800m | 0:11.99 1800m | 2:11.44 [7] (0:14.16) | 1:57.28 [3] (0:11.99) | 1:45.29 [3] (0:12.94) | 1:32.35 [3] (0:13.28) | 1:19.07 [3] (0:12.75) | 1:06.32 [3] (0:12.58) | 0:53.74 [3] (0:12.29) | 0:41.45 | +8 |
| 8 | 8 SACRED COVE Micheal Hellyer | 9 | 61.5 1800m | 0:12.15 1800m | 2:12.77 [8] (0:14.55) | 1:58.22 [7] (0:12.15) | 1:46.07 [8] (0:13.06) | 1:33.01 [8] (0:13.28) | 1:19.73 [8] (0:12.68) | 1:07.05 [8] (0:12.30) | 0:54.75 [7] (0:12.26) | 0:42.49 | +4 |

Scratched: Word From Above (#1)

[] Ranking at each section and finish
 -:-:- No data available at this section
 NA No data available

SCN Saddle cloth number
 DNF Did not finish
 DNT Did not track



Aquis Park Gold Coast Poly QLD Professional

Race 3: AMALGAMATED WINDOWS BENCHMARK 55 Handicap - 2000m



16 December 2023 - 13:06

Track Rating: Synthetic, Weather: Fine, Rail Position: True

| Section | | | | 600m | 400m | 200m | | | Last 600m | |
|-------------|-----|--|---------|----------------------|----------------------|--------------------------|--------------------------|--------------------------|------------------------|-------------|
| Field Times | | | | 0:38.74 (0:12.10) | 0:26.64 (0:13.01) | 0:13.63 (0:13.63) | | | 0:38.74 | |
| Rank | TAB | Horse/Jockey | Barrier | Top Speed [km/h] | Fastest Section | Margin | | | Distance Travelled [m] | |
| 1 | 3 | FOXY FRAULIEN Emily Lang | 5 | 62.6 1800m | 0:11.91 1800m | 0:38.74 [1] (0:12.10) | 0:26.64 [1] (0:13.01) | 0:13.63 [1] (0:13.63) | 2:08.37 | 0:38.74 |
| 2 | 2 | FISCH TANK Danny Peisley | 7 | 63.7 Overall | 0:11.95 1800m | 0:39.44 [2] (0:12.20) | 0:27.24 [2] (0:13.37) | 0:13.87 [2] (0:13.87) | 5.5L | 0:39.44 +1 |
| 3 | 6 | ROCK WAR Jag Guthmann-Chester | 2 | 62.3 1800m | 0:11.90 1800m | 0:40.10 [3] (0:12.50) | 0:27.60 [3] (0:13.44) | 0:14.16 [3] (0:14.16) | 9.3L | 0:40.10 +2 |
| 4 | 4 | IDLING BY Jasper Franklin | 1 | 62.5 1800m | 0:11.85 1800m | 0:40.11 [4] (0:12.74) | 0:27.37 [4] (0:13.64) | 0:13.73 [4] (0:13.73) | 9.8L | 0:40.11 -5 |
| 5 | 7 | DOOM DIVA Elione Chaves | 3 | 61.6 1800m | 0:11.91 1800m | 0:40.04 [7] (0:12.59) | 0:27.45 [5] (0:13.57) | 0:13.88 [5] (0:13.88) | 11.1L | 0:40.04 +0 |
| 6 | 9 | CRYSTALLIZATION Casey Waddell | 4 | 61.7 1800m | 0:12.16 1800m | 0:40.79 [6] (0:12.84) | 0:27.95 [7] (0:13.85) | 0:14.10 [7] (0:14.10) | 15.4L | 0:40.79 +10 |
| 7 | 5 | MAGIC OF MILLO Wanderson D'Avila | 6 | 62.5 1800m | 0:11.99 1800m | 0:41.45 [5] (0:12.88) | 0:28.57 [6] (0:13.96) | 0:14.61 [6] (0:14.61) | 17.7L | 0:41.45 +8 |
| 8 | 8 | SACRED COVE Micheal Hellyer | 9 | 61.5 1800m | 0:12.15 1800m | 0:42.49 [8] (0:12.84) | 0:29.65 [8] (0:14.05) | 0:15.60 [8] (0:15.60) | 25.5L | 0:42.49 +4 |

Scratched: Word From Above (#1)

[] Ranking at each section and finish
 -:-:- No data available at this section
 NA No data available

SCN Saddle cloth number
 DNF Did not finish
 DNT Did not track



| | |
|--------------------------------|-----------------|
| Horse/Jockey Name | Foxy Fraulien |
| Final Rank | 1 |
| Fastest Section Time (Section) | 0:11.91 (1800m) |
| Top Speed [km/h] (Section) | 62.6 (1800m) |
| Race State | Finished |



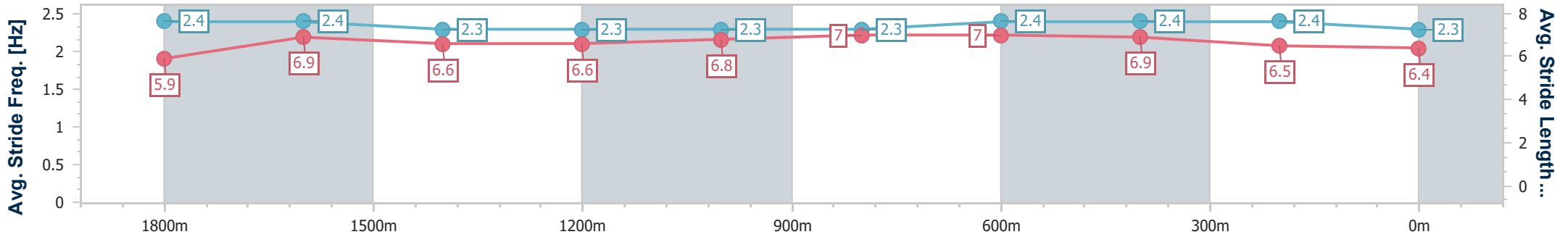
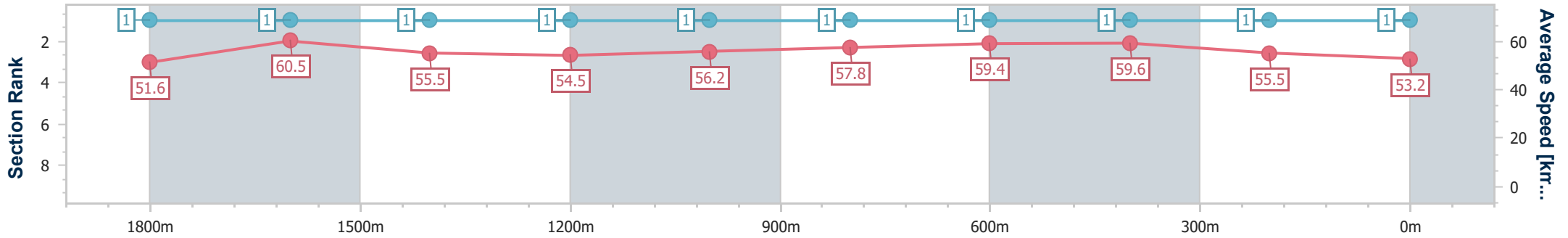
Aquis Park Gold Coast Poly QLD Professional
 Race 3: AMALGAMATED WINDOWS BENCHMARK 55 Handicap - 2000m



16 December 2023 - 13:06

Track Rating: Synthetic, Weather: Fine, Rail Position: True

| Section | Overall | 1800m | 1600m | 1400m | 1200m | 1000m | 800m | 600m | 400m | 200m |
|------------------------|--------------------------|--------------------------|--------------------------|--------------------------|--------------------------|--------------------------|--------------------------|--------------------------|--------------------------|--------------------------|
| Section Times | 2:08.37 [1] (0:13.98) | 1:54.39 [1] (0:11.91) | 1:42.48 [1] (0:13.01) | 1:29.47 [1] (0:13.33) | 1:16.14 [1] (0:12.81) | 1:03.33 [1] (0:12.49) | 0:50.84 [1] (0:12.10) | 0:38.74 [1] (0:12.10) | 0:26.64 [1] (0:13.01) | 0:13.63 [1] (0:13.63) |
| Average Speed [km/h] | 51.6 | 60.5 | 55.5 | 54.5 | 56.2 | 57.8 | 59.4 | 59.6 | 55.5 | 53.2 |
| Top Speed [km/h] | 62.5 | 62.6 | 56.9 | 56.0 | 57.0 | 58.1 | 60.7 | 61.8 | 57.3 | 54.2 |
| Avg. Dist. to Rail [m] | 3.3 | 1.0 | 1.5 | 1.1 | 1.1 | 0.5 | 0.3 | 0.5 | 1.4 | 1.0 |
| Avg. Stride Freq. [Hz] | 2.4 | 2.4 | 2.3 | 2.3 | 2.3 | 2.3 | 2.4 | 2.4 | 2.4 | 2.3 |
| Avg. Stride Length [m] | 5.9 | 6.9 | 6.6 | 6.6 | 6.8 | 7.0 | 7.0 | 6.9 | 6.5 | 6.4 |



- [] Ranking at each section and finish
- .-.- No data available at this section
- NA No data available



| | |
|--------------------------------|-----------------|
| Horse/Jockey Name | Fisch Tank |
| Final Rank | 2 |
| Fastest Section Time (Section) | 0:11.95 (1800m) |
| Top Speed [km/h] (Section) | 63.7 (Overall) |
| Race State | Finished |



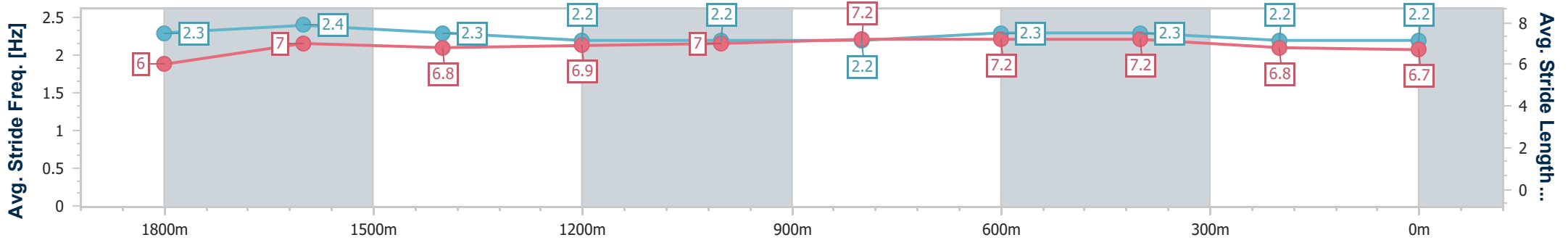
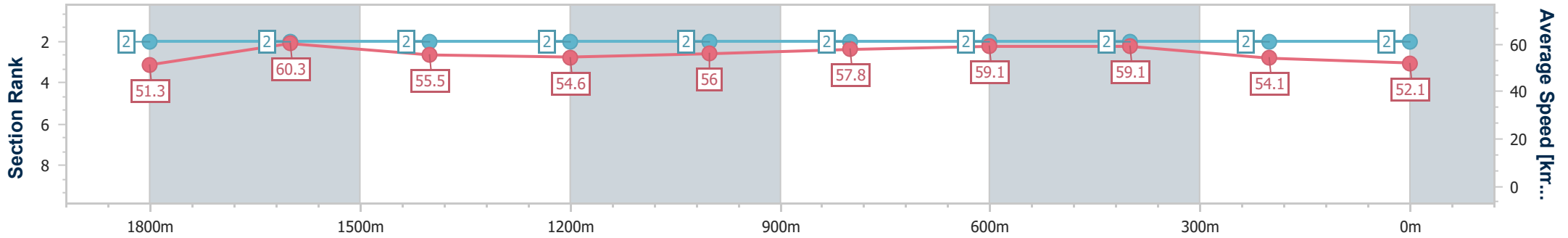
Aquis Park Gold Coast Poly QLD Professional
 Race 3: AMALGAMATED WINDOWS BENCHMARK 55 Handicap - 2000m



16 December 2023 - 13:06

Track Rating: Synthetic, Weather: Fine, Rail Position: True

| Section | Overall | 1800m | 1600m | 1400m | 1200m | 1000m | 800m | 600m | 400m | 200m |
|------------------------|--------------------------|--------------------------|--------------------------|--------------------------|--------------------------|--------------------------|--------------------------|--------------------------|--------------------------|--------------------------|
| Section Times | 2:09.32 [2] (0:14.06) | 1:55.26 [2] (0:11.95) | 1:43.31 [2] (0:12.97) | 1:30.34 [2] (0:13.27) | 1:17.07 [2] (0:12.80) | 1:04.27 [2] (0:12.58) | 0:51.69 [2] (0:12.25) | 0:39.44 [2] (0:12.20) | 0:27.24 [2] (0:13.37) | 0:13.87 [2] (0:13.87) |
| Average Speed [km/h] | 51.3 | 60.3 | 55.5 | 54.6 | 56.0 | 57.8 | 59.1 | 59.1 | 54.1 | 52.1 |
| Top Speed [km/h] | 63.7 | 63.6 | 57.1 | 55.2 | 57.0 | 58.2 | 61.0 | 61.5 | 55.3 | 53.6 |
| Avg. Dist. to Rail [m] | 4.5 | 1.2 | 0.2 | 0.6 | 2.2 | 2.4 | 1.7 | 0.5 | 1.7 | 3.6 |
| Avg. Stride Freq. [Hz] | 2.3 | 2.4 | 2.3 | 2.2 | 2.2 | 2.2 | 2.3 | 2.3 | 2.2 | 2.2 |
| Avg. Stride Length [m] | 6.0 | 7.0 | 6.8 | 6.9 | 7.0 | 7.2 | 7.2 | 7.2 | 6.8 | 6.7 |



- [] Ranking at each section and finish
- .-.-.- No data available at this section
- NA No data available



| | |
|--------------------------------|-----------------|
| Horse/Jockey Name | Rock War |
| Final Rank | 3 |
| Fastest Section Time (Section) | 0:11.90 (1800m) |
| Top Speed [km/h] (Section) | 62.3 (1800m) |
| Race State | Finished |

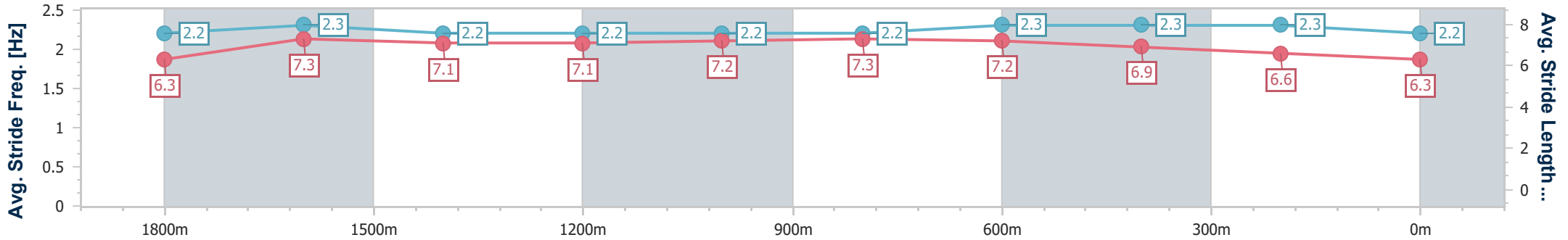
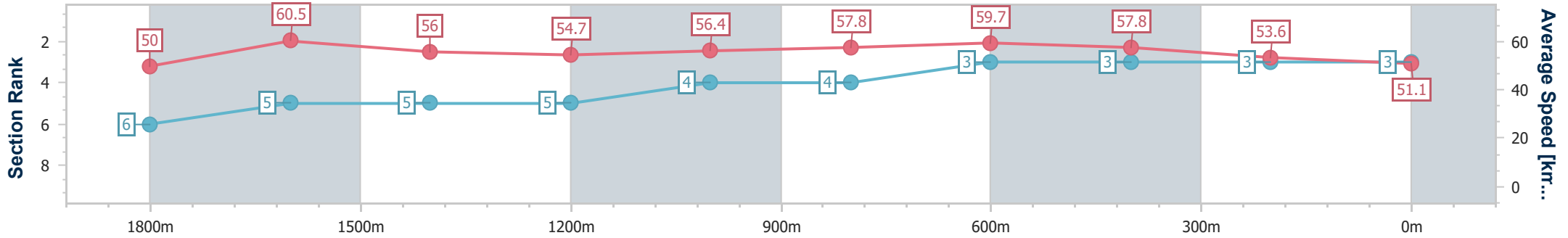


Aquis Park Gold Coast Poly QLD Professional
 Race 3: AMALGAMATED WINDOWS BENCHMARK 55 Handicap - 2000m
 AQUIS PARK
 HOME OF THE GOLD COAST
 TURF CLUB & SPORT CENTRE

16 December 2023 - 13:06

Track Rating: Synthetic, Weather: Fine, Rail Position: True

| Section | Overall | 1800m | 1600m | 1400m | 1200m | 1000m | 800m | 600m | 400m | 200m |
|------------------------|--------------------------|--------------------------|--------------------------|--------------------------|--------------------------|--------------------------|--------------------------|--------------------------|--------------------------|--------------------------|
| Section Times | 2:09.99 [3] (0:14.40) | 1:55.59 [6] (0:11.90) | 1:43.69 [5] (0:12.88) | 1:30.81 [5] (0:13.28) | 1:17.53 [5] (0:12.78) | 1:04.75 [4] (0:12.47) | 0:52.28 [4] (0:12.18) | 0:40.10 [3] (0:12.50) | 0:27.60 [3] (0:13.44) | 0:14.16 [3] (0:14.16) |
| Average Speed [km/h] | 50.0 | 60.5 | 56.0 | 54.7 | 56.4 | 57.8 | 59.7 | 57.8 | 53.6 | 51.1 |
| Top Speed [km/h] | 61.2 | 62.3 | 57.6 | 55.5 | 57.3 | 58.6 | 61.7 | 61.1 | 54.6 | 53.4 |
| Avg. Dist. to Rail [m] | 1.0 | 0.9 | 0.9 | 1.1 | 1.8 | 1.6 | 1.8 | 1.1 | 1.8 | 4.4 |
| Avg. Stride Freq. [Hz] | 2.2 | 2.3 | 2.2 | 2.2 | 2.2 | 2.2 | 2.3 | 2.3 | 2.3 | 2.2 |
| Avg. Stride Length [m] | 6.3 | 7.3 | 7.1 | 7.1 | 7.2 | 7.3 | 7.2 | 6.9 | 6.6 | 6.3 |



- [] Ranking at each section and finish
- .-.- No data available at this section
- NA No data available



| | |
|--------------------------------|-----------------|
| Horse/Jockey Name | Idling By |
| Final Rank | 4 |
| Fastest Section Time (Section) | 0:11.85 (1800m) |
| Top Speed [km/h] (Section) | 62.5 (1800m) |
| Race State | Finished |

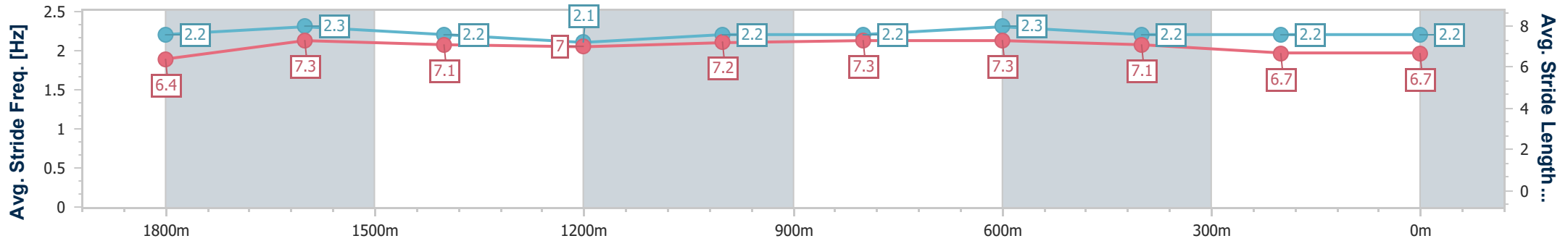
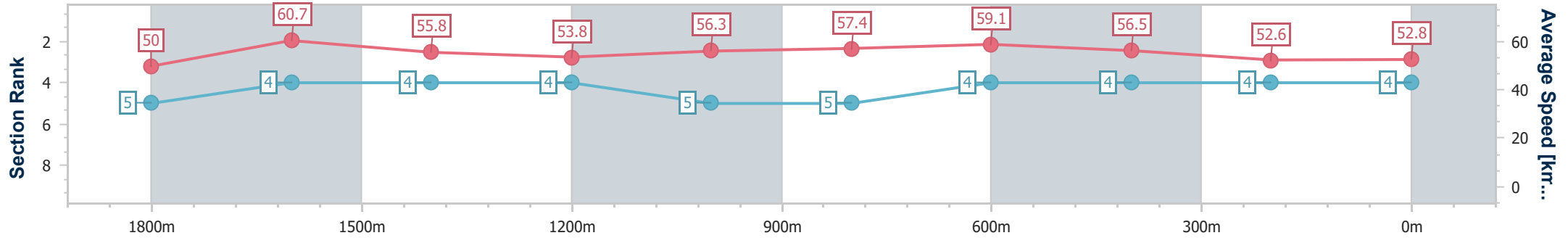


Aquis Park Gold Coast Poly QLD Professional
 Race 3: AMALGAMATED WINDOWS BENCHMARK 55 Handicap - 2000m
 HOME OF THE GOLD COAST
 TURF CLUB & SPORT CENTRE

16 December 2023 - 13:06

Track Rating: Synthetic, Weather: Fine, Rail Position: True

| Section | Overall | 1800m | 1600m | 1400m | 1200m | 1000m | 800m | 600m | 400m | 200m |
|------------------------|--------------------------|--------------------------|--------------------------|--------------------------|--------------------------|--------------------------|--------------------------|--------------------------|--------------------------|--------------------------|
| Section Times | 2:10.10 [4] (0:14.38) | 1:55.72 [5] (0:11.85) | 1:43.87 [4] (0:12.87) | 1:31.00 [4] (0:13.32) | 1:17.68 [4] (0:12.83) | 1:04.85 [5] (0:12.53) | 0:52.32 [5] (0:12.21) | 0:40.11 [4] (0:12.74) | 0:27.37 [4] (0:13.64) | 0:13.73 [4] (0:13.73) |
| Average Speed [km/h] | 50.0 | 60.7 | 55.8 | 53.8 | 56.3 | 57.4 | 59.1 | 56.5 | 52.6 | 52.8 |
| Top Speed [km/h] | 61.1 | 62.5 | 57.3 | 54.9 | 56.8 | 58.6 | 59.6 | 59.4 | 53.5 | 53.7 |
| Avg. Dist. to Rail [m] | 0.6 | 0.4 | 0.3 | 0.2 | 0.5 | 0.4 | 0.3 | 0.3 | 0.5 | 1.2 |
| Avg. Stride Freq. [Hz] | 2.2 | 2.3 | 2.2 | 2.1 | 2.2 | 2.2 | 2.3 | 2.2 | 2.2 | 2.2 |
| Avg. Stride Length [m] | 6.4 | 7.3 | 7.1 | 7.0 | 7.2 | 7.3 | 7.3 | 7.1 | 6.7 | 6.7 |



- [] Ranking at each section and finish
- .-.- No data available at this section
- NA No data available



| | |
|--------------------------------|-----------------|
| Horse/Jockey Name | Doom Diva |
| Final Rank | 5 |
| Fastest Section Time (Section) | 0:11.91 (1800m) |
| Top Speed [km/h] (Section) | 61.6 (1800m) |
| Race State | Finished |



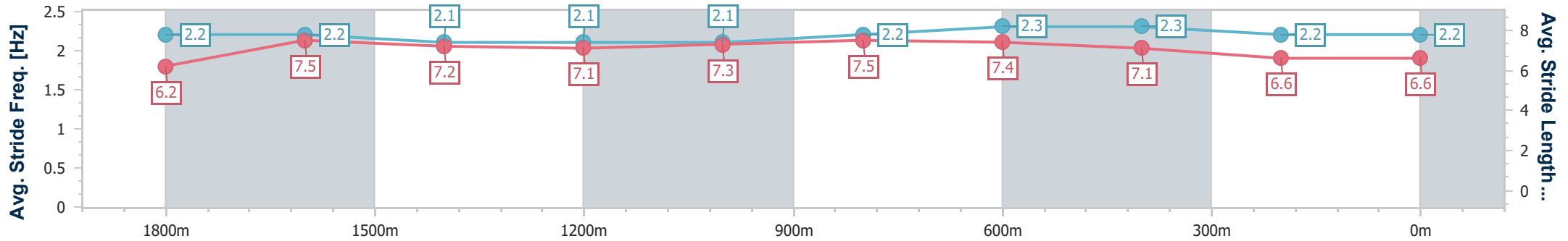
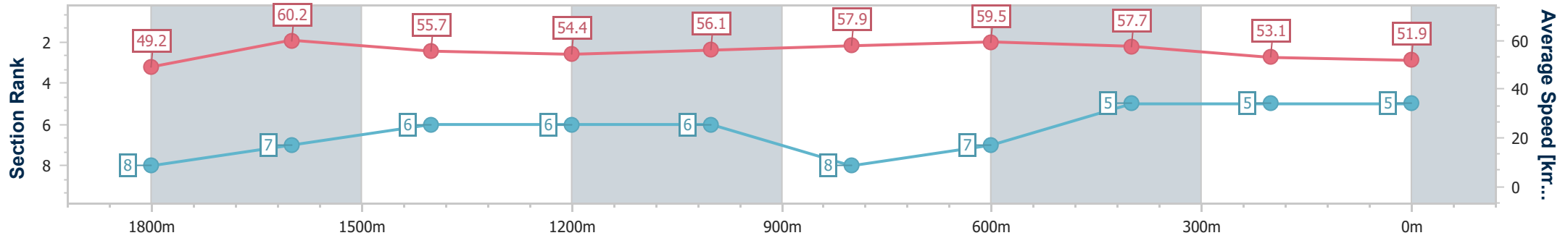
Aquis Park Gold Coast Poly QLD Professional
 Race 3: AMALGAMATED WINDOWS BENCHMARK 55 Handicap - 2000m



16 December 2023 - 13:06

Track Rating: Synthetic, Weather: Fine, Rail Position: True

| Section | Overall | 1800m | 1600m | 1400m | 1200m | 1000m | 800m | 600m | 400m | 200m |
|------------------------|--------------------------|--------------------------|--------------------------|--------------------------|--------------------------|--------------------------|--------------------------|--------------------------|--------------------------|--------------------------|
| Section Times | 2:10.32 [5] (0:14.63) | 1:55.69 [8] (0:11.91) | 1:43.78 [7] (0:12.87) | 1:30.91 [6] (0:13.31) | 1:17.60 [6] (0:12.82) | 1:04.78 [6] (0:12.53) | 0:52.25 [8] (0:12.21) | 0:40.04 [7] (0:12.59) | 0:27.45 [5] (0:13.57) | 0:13.88 [5] (0:13.88) |
| Average Speed [km/h] | 49.2 | 60.2 | 55.7 | 54.4 | 56.1 | 57.9 | 59.5 | 57.7 | 53.1 | 51.9 |
| Top Speed [km/h] | 61.2 | 61.6 | 57.5 | 55.1 | 57.4 | 60.1 | 60.7 | 60.6 | 54.4 | 53.3 |
| Avg. Dist. to Rail [m] | 1.5 | 0.9 | 0.5 | 0.5 | 1.6 | 1.7 | 2.0 | 1.9 | 3.4 | 5.8 |
| Avg. Stride Freq. [Hz] | 2.2 | 2.2 | 2.1 | 2.1 | 2.1 | 2.2 | 2.3 | 2.3 | 2.2 | 2.2 |
| Avg. Stride Length [m] | 6.2 | 7.5 | 7.2 | 7.1 | 7.3 | 7.5 | 7.4 | 7.1 | 6.6 | 6.6 |



- [] Ranking at each section and finish
- .-.- No data available at this section
- NA No data available



| | |
|--------------------------------|-----------------|
| Horse/Jockey Name | Crystallization |
| Final Rank | 6 |
| Fastest Section Time (Section) | 0:12.16 (1800m) |
| Top Speed [km/h] (Section) | 61.7 (1800m) |
| Race State | Finished |

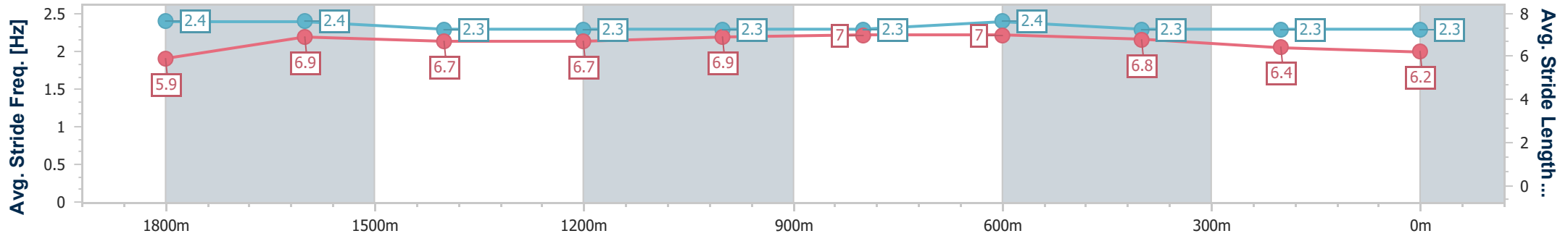
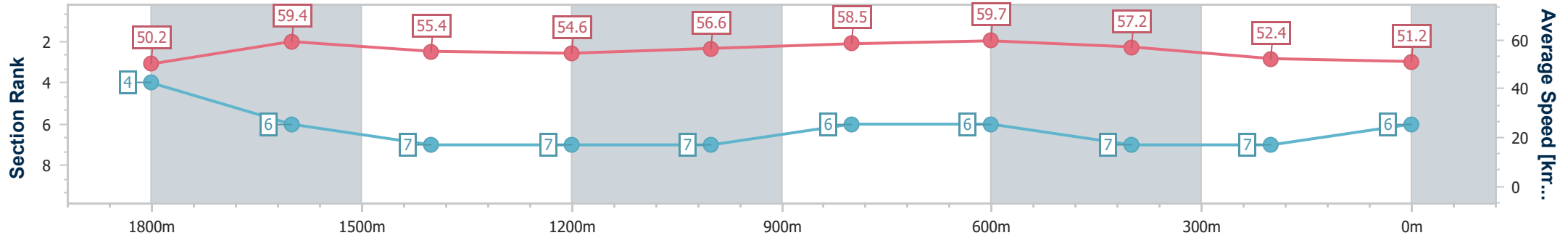


Aquis Park Gold Coast Poly QLD Professional
 Race 3: AMALGAMATED WINDOWS BENCHMARK 55 Handicap - 2000m
 AQUIS PARK
 HOME OF THE GOLD COAST
 TURF CLUB & SPORT CENTRE

16 December 2023 - 13:06

Track Rating: Synthetic, Weather: Fine, Rail Position: True

| Section | Overall | 1800m | 1600m | 1400m | 1200m | 1000m | 800m | 600m | 400m | 200m |
|------------------------|--------------------------|--------------------------|--------------------------|--------------------------|--------------------------|--------------------------|--------------------------|--------------------------|--------------------------|--------------------------|
| Section Times | 2:11.05 [6] (0:14.36) | 1:56.69 [4] (0:12.16) | 1:44.53 [6] (0:13.00) | 1:31.53 [7] (0:13.36) | 1:18.17 [7] (0:12.73) | 1:05.44 [7] (0:12.36) | 0:53.08 [6] (0:12.29) | 0:40.79 [6] (0:12.84) | 0:27.95 [7] (0:13.85) | 0:14.10 [7] (0:14.10) |
| Average Speed [km/h] | 50.2 | 59.4 | 55.4 | 54.6 | 56.6 | 58.5 | 59.7 | 57.2 | 52.4 | 51.2 |
| Top Speed [km/h] | 60.6 | 61.7 | 56.5 | 55.7 | 57.4 | 59.3 | 60.7 | 60.5 | 53.7 | 52.0 |
| Avg. Dist. to Rail [m] | 2.5 | 1.7 | 0.9 | 1.5 | 2.3 | 2.2 | 3.4 | 4.1 | 3.8 | 4.1 |
| Avg. Stride Freq. [Hz] | 2.4 | 2.4 | 2.3 | 2.3 | 2.3 | 2.3 | 2.4 | 2.3 | 2.3 | 2.3 |
| Avg. Stride Length [m] | 5.9 | 6.9 | 6.7 | 6.7 | 6.9 | 7.0 | 7.0 | 6.8 | 6.4 | 6.2 |



- [] Ranking at each section and finish
- .-.- No data available at this section
- NA No data available



| | |
|--------------------------------|-----------------|
| Horse/Jockey Name | Magic Of Millo |
| Final Rank | 7 |
| Fastest Section Time (Section) | 0:11.99 (1800m) |
| Top Speed [km/h] (Section) | 62.5 (1800m) |
| Race State | Finished |

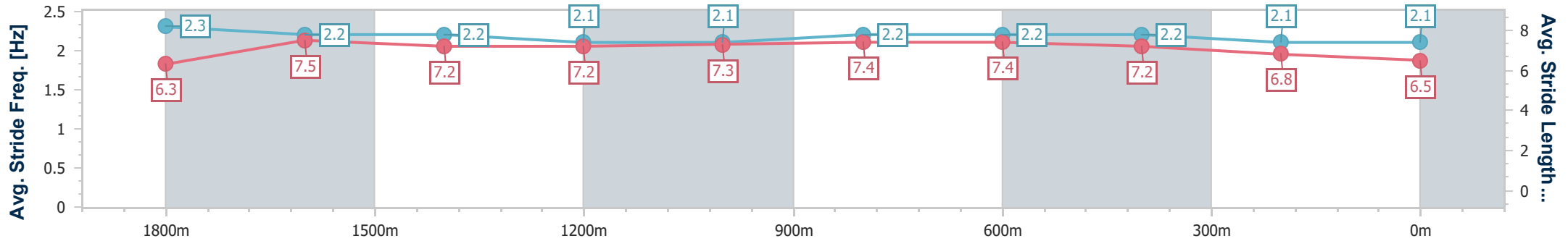
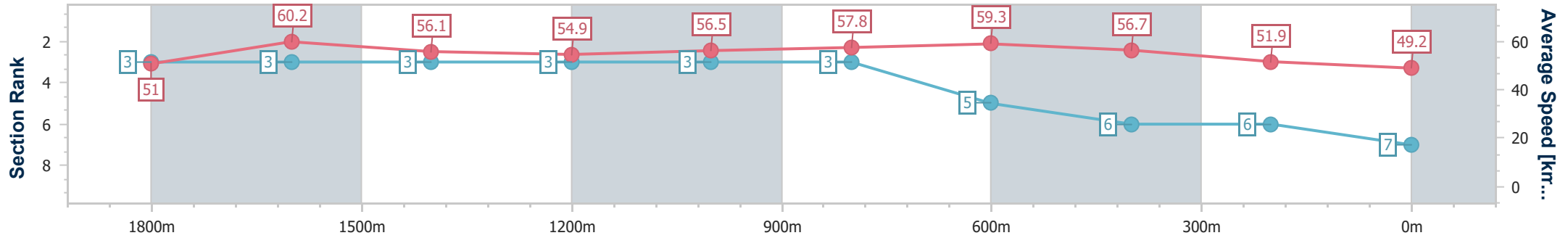


Aquis Park Gold Coast Poly QLD Professional
 Race 3: AMALGAMATED WINDOWS BENCHMARK 55 Handicap - 2000m
 HOME OF THE GOLD COAST TURF CLUB & SPORT CENTRE

16 December 2023 - 13:06

Track Rating: Synthetic, Weather: Fine, Rail Position: True

| Section | Overall | 1800m | 1600m | 1400m | 1200m | 1000m | 800m | 600m | 400m | 200m |
|------------------------|--------------------------|--------------------------|--------------------------|--------------------------|--------------------------|--------------------------|--------------------------|--------------------------|--------------------------|--------------------------|
| Section Times | 2:11.44 [7] (0:14.16) | 1:57.28 [3] (0:11.99) | 1:45.29 [3] (0:12.94) | 1:32.35 [3] (0:13.28) | 1:19.07 [3] (0:12.75) | 1:06.32 [3] (0:12.58) | 0:53.74 [3] (0:12.29) | 0:41.45 [5] (0:12.88) | 0:28.57 [6] (0:13.96) | 0:14.61 [6] (0:14.61) |
| Average Speed [km/h] | 51.0 | 60.2 | 56.1 | 54.9 | 56.5 | 57.8 | 59.3 | 56.7 | 51.9 | 49.2 |
| Top Speed [km/h] | 62.0 | 62.5 | 58.4 | 55.8 | 57.6 | 59.2 | 60.0 | 59.2 | 54.5 | 51.3 |
| Avg. Dist. to Rail [m] | 4.1 | 2.3 | 2.1 | 2.1 | 3.0 | 2.7 | 2.7 | 2.6 | 4.3 | 6.7 |
| Avg. Stride Freq. [Hz] | 2.3 | 2.2 | 2.2 | 2.1 | 2.1 | 2.2 | 2.2 | 2.2 | 2.1 | 2.1 |
| Avg. Stride Length [m] | 6.3 | 7.5 | 7.2 | 7.2 | 7.3 | 7.4 | 7.4 | 7.2 | 6.8 | 6.5 |



- [] Ranking at each section and finish
- .-.- No data available at this section
- NA No data available



| | |
|--------------------------------|-----------------|
| Horse/Jockey Name | Sacred Cove |
| Final Rank | 8 |
| Fastest Section Time (Section) | 0:12.15 (1800m) |
| Top Speed [km/h] (Section) | 61.5 (1800m) |
| Race State | Finished |

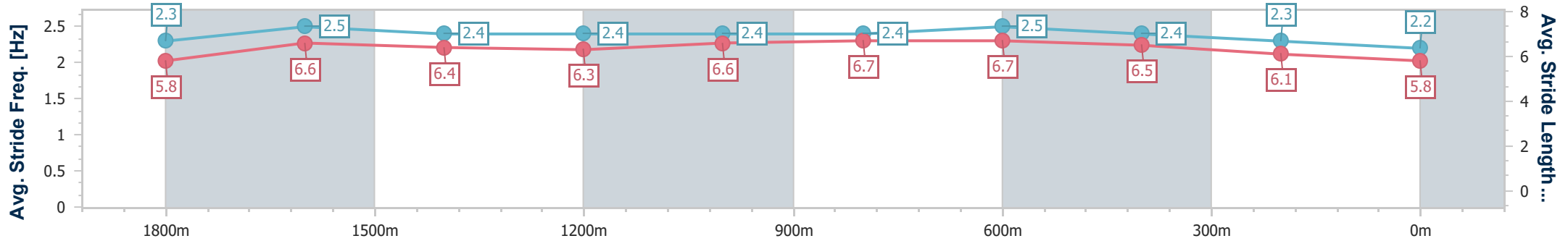
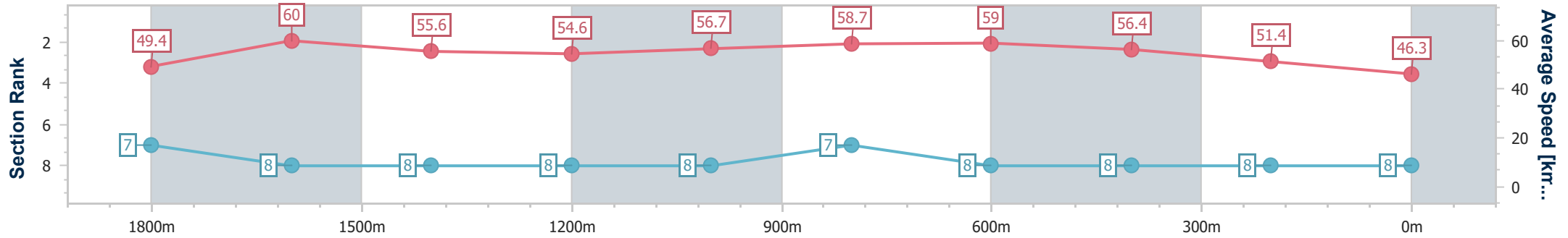


Aquis Park Gold Coast Poly QLD Professional
 Race 3: AMALGAMATED WINDOWS BENCHMARK 55 Handicap - 2000m
 AQUIS PARK
 HOME OF THE GOLD COAST
 TURF CLUB & SPORT CENTRE

16 December 2023 - 13:06

Track Rating: Synthetic, Weather: Fine, Rail Position: True

| Section | Overall | 1800m | 1600m | 1400m | 1200m | 1000m | 800m | 600m | 400m | 200m |
|------------------------|--------------------------|--------------------------|--------------------------|--------------------------|--------------------------|--------------------------|--------------------------|--------------------------|--------------------------|--------------------------|
| Section Times | 2:12.77 [8] (0:14.55) | 1:58.22 [7] (0:12.15) | 1:46.07 [8] (0:13.06) | 1:33.01 [8] (0:13.28) | 1:19.73 [8] (0:12.68) | 1:07.05 [8] (0:12.30) | 0:54.75 [7] (0:12.26) | 0:42.49 [8] (0:12.84) | 0:29.65 [8] (0:14.05) | 0:15.60 [8] (0:15.60) |
| Average Speed [km/h] | 49.4 | 60.0 | 55.6 | 54.6 | 56.7 | 58.7 | 59.0 | 56.4 | 51.4 | 46.3 |
| Top Speed [km/h] | 60.6 | 61.5 | 56.5 | 55.7 | 57.9 | 59.1 | 59.4 | 59.4 | 53.0 | 49.9 |
| Avg. Dist. to Rail [m] | 6.0 | 3.3 | 1.8 | 0.6 | 1.1 | 0.7 | 1.0 | 1.0 | 2.0 | 3.3 |
| Avg. Stride Freq. [Hz] | 2.3 | 2.5 | 2.4 | 2.4 | 2.4 | 2.4 | 2.5 | 2.4 | 2.3 | 2.2 |
| Avg. Stride Length [m] | 5.8 | 6.6 | 6.4 | 6.3 | 6.6 | 6.7 | 6.7 | 6.5 | 6.1 | 5.8 |



- [] Ranking at each section and finish
- .-.- No data available at this section
- NA No data available