

Track Rating: Synthetic, Weather: Fine, Rail Position: True

Section		Overall	1000m	800m	600m	400m	200m	Last 600m					
Field Times		1:02.97 (0:05.17)	0:57.80 (0:10.84)	0:46.96 (0:10.62)	0:36.34 (0:11.20)	0:25.14 (0:12.42)	0:12.72 (0:12.72)	0:36.34					
Rank	TAB Horse/Jockey	Barrier	Top Speed [km/h]	Fastest Section	Margin							Distance Travelled [m]	
1	9 MISS SHU Scott Galloway	9	69.9 1000m	0:05.45 Overall	1:02.97 [1] (0:05.45)	0:57.52 [6] (0:10.90)	0:46.62 [4] (0:10.51)	0:36.11 [3] (0:11.22)	0:24.89 [3] (0:12.29)	0:12.60 [2] (0:12.60)	1:02.97	0:36.11	
2	2 MINTO'S POWER Wanderson D'Avila	2	69.7 1000m	0:05.17 Overall	1:03.10 [2] (0:05.17)	0:57.93 [1] (0:10.85)	0:47.08 [2] (0:10.63)	0:36.45 [2] (0:11.30)	0:25.15 [2] (0:12.30)	0:12.85 [1] (0:12.85)	0.5L	0:36.45	-6
3	7 BELLA SIGNORA Emily Lang	7	68.3 800m	0:05.38 Overall	1:04.03 [3] (0:05.38)	0:58.65 [5] (0:11.23)	0:47.42 [6] (0:10.97)	0:36.45 [6] (0:11.61)	0:24.84 [6] (0:12.18)	0:12.66 [5] (0:12.66)	6L	0:36.45	-1
4	3 LASER BEAM Jai Williams	1	70.3 1000m	0:05.23 Overall	1:04.16 [4] (0:05.23)	0:58.93 [3] (0:10.78)	0:48.15 [1] (0:10.62)	0:37.53 [1] (0:11.20)	0:26.33 [1] (0:12.61)	0:13.72 [3] (0:13.72)	6.8L	0:37.53	-8
5	8 LIGHTSCAMERACTION Micheal Hellyer	3	68.7 1000m	0:05.25 Overall	1:04.64 [5] (0:05.25)	0:59.39 [4] (0:11.02)	0:48.37 [3] (0:10.94)	0:37.43 [4] (0:11.49)	0:25.94 [4] (0:12.52)	0:13.42 [4] (0:13.42)	9.6L	0:37.43	-7
6	1 MAN OF VALOR Anthony Allen	6	69.0 800m	0:05.23 Overall	1:05.76 [6] (0:05.23)	1:00.53 [2] (0:11.12)	0:49.41 [5] (0:10.91)	0:38.50 [5] (0:11.63)	0:26.87 [5] (0:12.67)	0:14.20 [6] (0:14.20)	16.1L	0:38.50	-1

Scratched: Tuqiri (#5), Veloce Meteor (#6), On Merit (#4)



Horse/Jockey Name	Miss Shu
Final Rank	1
Fastest Section Time (Section)	0:05.45 (Overall)
Top Speed [km/h] (Section)	69.9 (1000m)
Race State	Finished



Aquis Park Gold Coast Poly QLD Professional

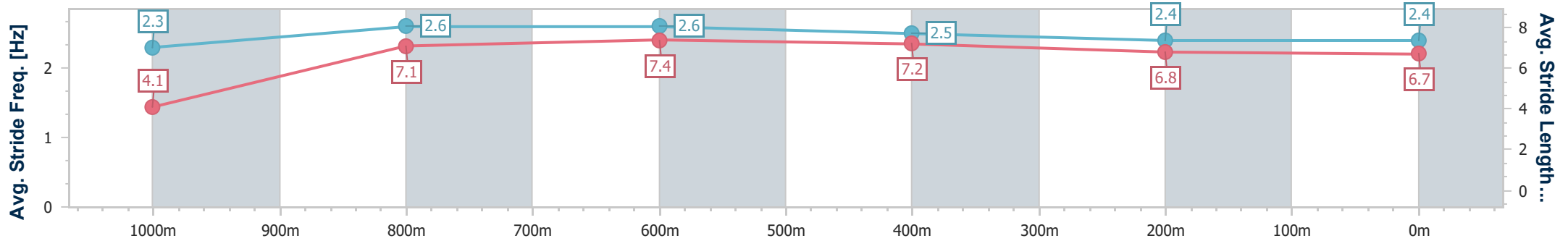
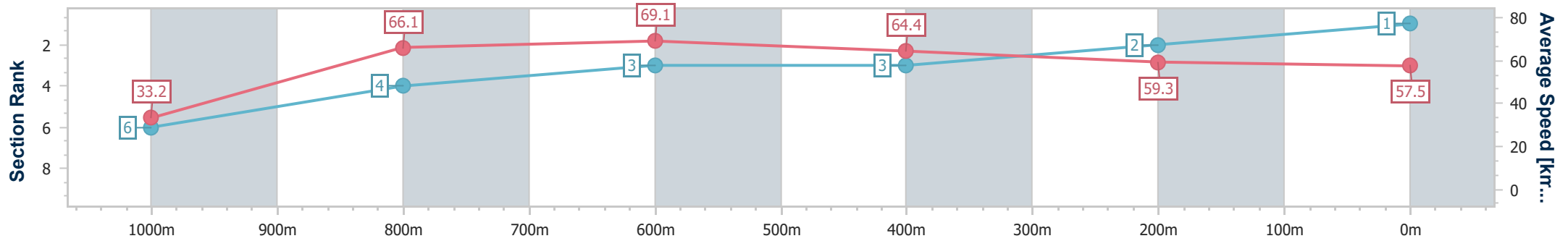
Race 1: ALL STRATA PROJECTS Maiden Plate - 1050m

16 December 2023 - 11:51

Track Rating: Synthetic, Weather: Fine, Rail Position: True



Section	Overall	1000m	800m	600m	400m	200m
Section Times	1:02.97 [1] (0:05.45)	0:57.52 [6] (0:10.90)	0:46.62 [4] (0:10.51)	0:36.11 [3] (0:11.22)	0:24.89 [3] (0:12.29)	0:12.60 [2] (0:12.60)
Average Speed [km/h]	33.2	66.1	69.1	64.4	59.3	57.5
Top Speed [km/h]	56.7	69.9	69.6	67.6	61.5	59.1
Avg. Dist. to Rail [m]	7.1	2.7	0.8	1.2	6.4	6.2
Avg. Stride Freq. [Hz]	2.3	2.6	2.6	2.5	2.4	2.4
Avg. Stride Length [m]	4.1	7.1	7.4	7.2	6.8	6.7



- [] Ranking at each section and finish
- .-.- No data available at this section
- NA No data available



Horse/Jockey Name	Minto's Power
Final Rank	2
Fastest Section Time (Section)	0:05.17 (Overall)
Top Speed [km/h] (Section)	69.7 (1000m)
Race State	Finished



Aquis Park Gold Coast Poly QLD Professional

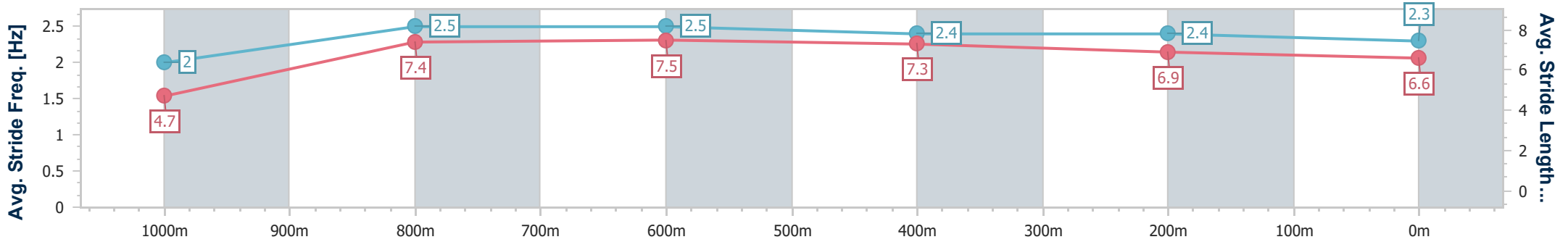
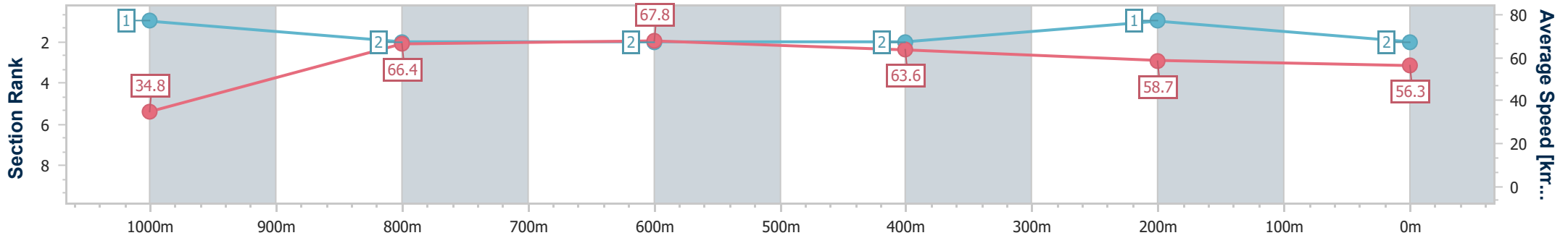
Race 1: ALL STRATA PROJECTS Maiden Plate - 1050m

16 December 2023 - 11:51

Track Rating: Synthetic, Weather: Fine, Rail Position: True



Section	Overall	1000m	800m	600m	400m	200m
Section Times	1:03.10 [2] (0:05.17)	0:57.93 [1] (0:10.85)	0:47.08 [2] (0:10.63)	0:36.45 [2] (0:11.30)	0:25.15 [2] (0:12.30)	0:12.85 [1] (0:12.85)
Average Speed [km/h]	34.8	66.4	67.8	63.6	58.7	56.3
Top Speed [km/h]	56.4	69.7	69.0	67.5	59.9	58.1
Avg. Dist. to Rail [m]	1.0	0.2	0.3	0.4	2.6	4.1
Avg. Stride Freq. [Hz]	2.0	2.5	2.5	2.4	2.4	2.3
Avg. Stride Length [m]	4.7	7.4	7.5	7.3	6.9	6.6



- [] Ranking at each section and finish
- .-.- No data available at this section
- NA No data available



Horse/Jockey Name	Bella Signora
Final Rank	3
Fastest Section Time (Section)	0:05.38 (Overall)
Top Speed [km/h] (Section)	68.3 (800m)
Race State	Finished



Aquis Park Gold Coast Poly QLD Professional

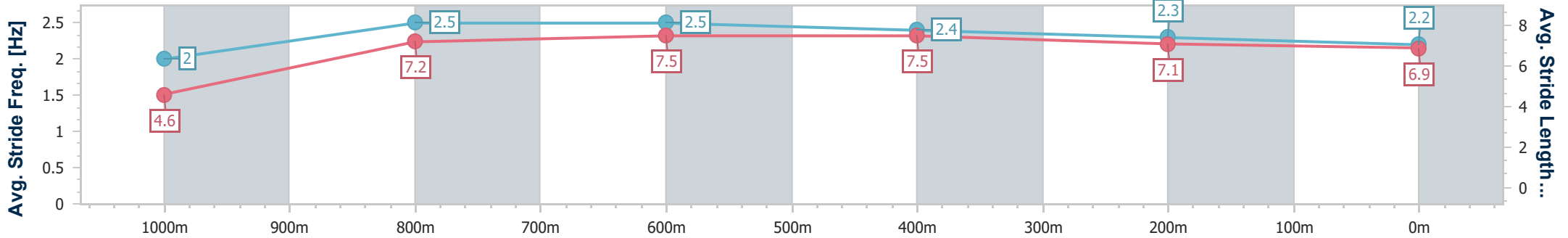
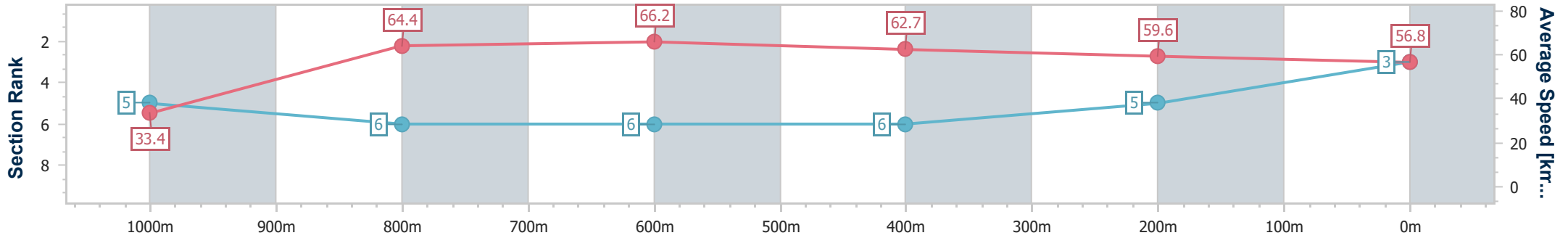
Race 1: ALL STRATA PROJECTS Maiden Plate - 1050m

16 December 2023 - 11:51

Track Rating: Synthetic, Weather: Fine, Rail Position: True



Section	Overall	1000m	800m	600m	400m	200m
Section Times	1:04.03 [3] (0:05.38)	0:58.65 [5] (0:11.23)	0:47.42 [6] (0:10.97)	0:36.45 [6] (0:11.61)	0:24.84 [6] (0:12.18)	0:12.66 [5] (0:12.66)
Average Speed [km/h]	33.4	64.4	66.2	62.7	59.6	56.8
Top Speed [km/h]	54.7	68.2	68.3	65.6	61.3	58.4
Avg. Dist. to Rail [m]	5.0	1.9	1.9	2.5	4.2	6.1
Avg. Stride Freq. [Hz]	2.0	2.5	2.5	2.4	2.3	2.2
Avg. Stride Length [m]	4.6	7.2	7.5	7.5	7.1	6.9



- [] Ranking at each section and finish
- .-.- No data available at this section
- NA No data available



Horse/Jockey Name	Laser Beam
Final Rank	4
Fastest Section Time (Section)	0:05.23 (Overall)
Top Speed [km/h] (Section)	70.3 (1000m)
Race State	Finished



Aquis Park Gold Coast Poly QLD Professional

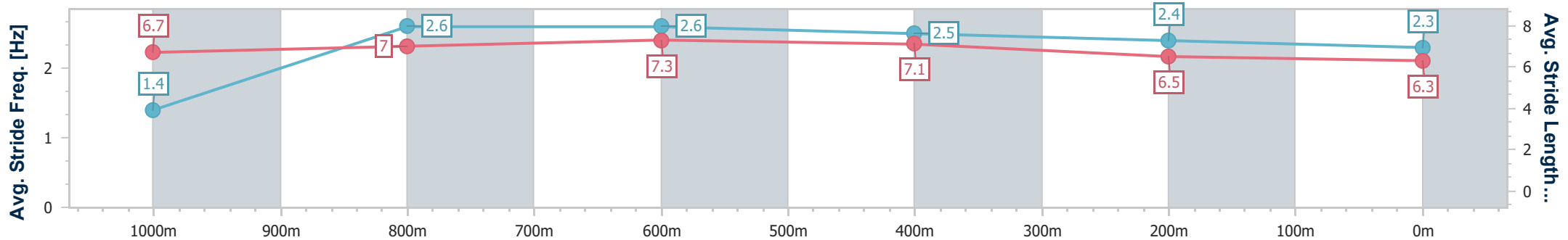
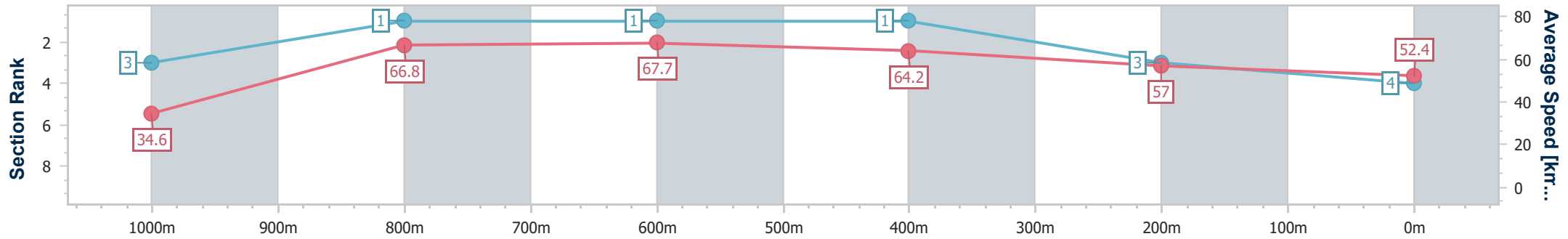
Race 1: ALL STRATA PROJECTS Maiden Plate - 1050m



16 December 2023 - 11:51

Track Rating: Synthetic, Weather: Fine, Rail Position: True

Section	Overall	1000m	800m	600m	400m	200m
Section Times	1:04.16 [4] (0:05.23)	0:58.93 [3] (0:10.78)	0:48.15 [1] (0:10.62)	0:37.53 [1] (0:11.20)	0:26.33 [1] (0:12.61)	0:13.72 [3] (0:13.72)
Average Speed [km/h]	34.6	66.8	67.7	64.2	57.0	52.4
Top Speed [km/h]	57.3	70.3	69.5	67.3	60.1	54.9
Avg. Dist. to Rail [m]	0.7	0.3	0.5	0.4	1.5	3.5
Avg. Stride Freq. [Hz]	1.4	2.6	2.6	2.5	2.4	2.3
Avg. Stride Length [m]	6.7	7.0	7.3	7.1	6.5	6.3



- [] Ranking at each section and finish
- .-.- No data available at this section
- NA No data available



Horse/Jockey Name	Lightscameraaction
Final Rank	5
Fastest Section Time (Section)	0:05.25 (Overall)
Top Speed [km/h] (Section)	68.7 (1000m)
Race State	Finished



Aquis Park Gold Coast Poly QLD Professional

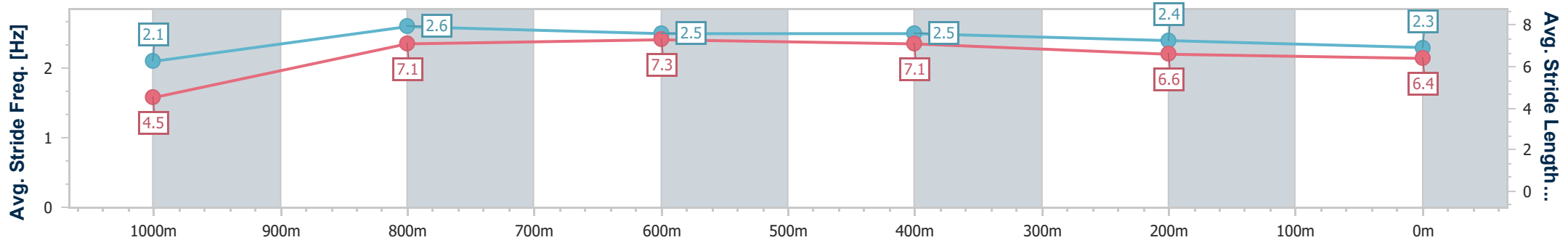
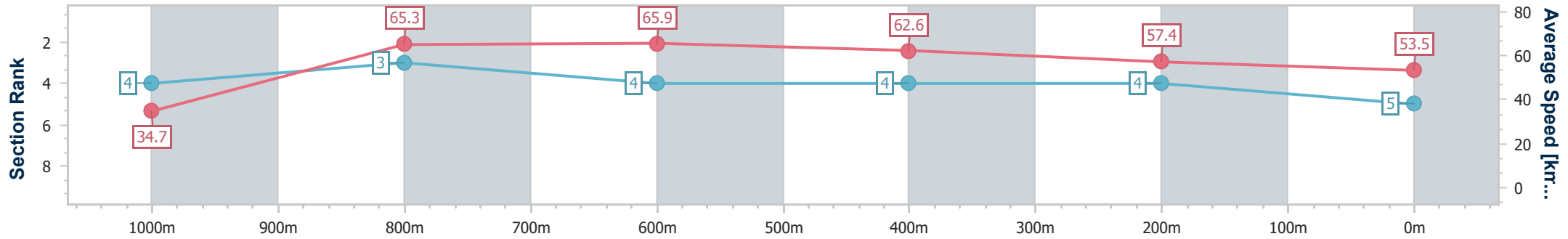
Race 1: ALL STRATA PROJECTS Maiden Plate - 1050m

16 December 2023 - 11:51

Track Rating: Synthetic, Weather: Fine, Rail Position: True



Section	Overall	1000m	800m	600m	400m	200m
Section Times	1:04.64 [5] (0:05.25)	0:59.39 [4] (0:11.02)	0:48.37 [3] (0:10.94)	0:37.43 [4] (0:11.49)	0:25.94 [4] (0:12.52)	0:13.42 [4] (0:13.42)
Average Speed [km/h]	34.7	65.3	65.9	62.6	57.4	53.5
Top Speed [km/h]	55.6	68.7	68.1	65.6	59.7	56.1
Avg. Dist. to Rail [m]	2.8	0.7	0.2	0.2	0.3	0.7
Avg. Stride Freq. [Hz]	2.1	2.6	2.5	2.5	2.4	2.3
Avg. Stride Length [m]	4.5	7.1	7.3	7.1	6.6	6.4



- [] Ranking at each section and finish
- .-.- No data available at this section
- NA No data available



Horse/Jockey Name	Man Of Valor
Final Rank	6
Fastest Section Time (Section)	0:05.23 (Overall)
Top Speed [km/h] (Section)	69.0 (800m)
Race State	Finished



Aquis Park Gold Coast Poly QLD Professional

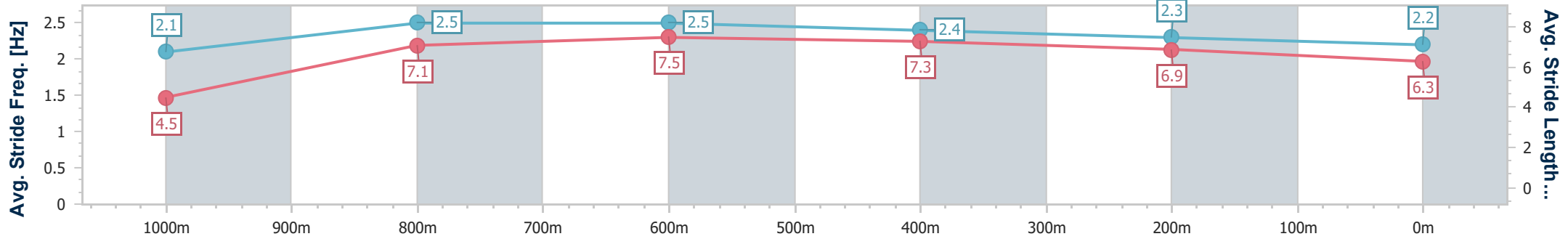
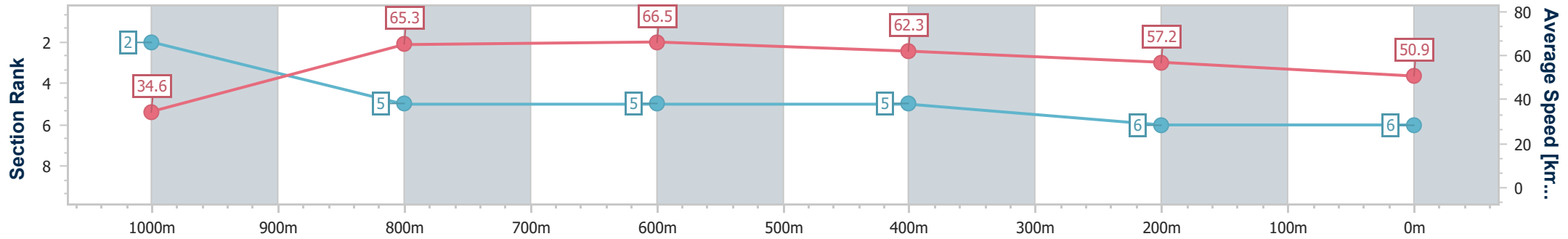
Race 1: ALL STRATA PROJECTS Maiden Plate - 1050m

16 December 2023 - 11:51

Track Rating: Synthetic, Weather: Fine, Rail Position: True



Section	Overall	1000m	800m	600m	400m	200m
Section Times	1:05.76 [6] (0:05.23)	1:00.53 [2] (0:11.12)	0:49.41 [5] (0:10.91)	0:38.50 [5] (0:11.63)	0:26.87 [5] (0:12.67)	0:14.20 [6] (0:14.20)
Average Speed [km/h]	34.6	65.3	66.5	62.3	57.2	50.9
Top Speed [km/h]	55.9	68.7	69.0	65.0	60.4	54.2
Avg. Dist. to Rail [m]	4.2	2.1	1.6	1.8	3.0	4.7
Avg. Stride Freq. [Hz]	2.1	2.5	2.5	2.4	2.3	2.2
Avg. Stride Length [m]	4.5	7.1	7.5	7.3	6.9	6.3



- [] Ranking at each section and finish
- .-.-.- No data available at this section
- NA No data available