

Track Rating: Good 4, Weather: Overcast, Rail Position: +3.5m Entire

Section										Last 600m	
Field Times		Overall		600m		400m		200m		0:32.72	
		0:45.81 (0:13.09)		0:32.72 (0:10.50)		0:22.22 (0:10.88)		0:11.34 (0:11.34)			
Rank	TAB	Horse/Jockey	Barrier	Top Speed [km/h]	Fastest Section	Overall	600m	400m	200m	Margin	Distance Travelled [m]
1	3	<b>HOT OR NOT</b> Emily Lang	9	69.3	0:10.50	0:45.81 [1] (0:13.09)	0:32.72 [1] (0:10.50)	0:22.22 [1] (0:10.88)	0:11.34 [1] (0:11.34)	0:45.81	0:32.72
2	2	<b>POLYLITHIC</b> Jai Williams	6	71.9	0:10.35	0:45.85 [2] (0:13.55)	0:32.30 [6] (0:10.35)	0:21.95 [4] (0:10.77)	0:11.18 [4] (0:11.18)	0.2L	0:32.30 +1
3	9	<b>SNEAKY STARTER</b> Minonette Kennedy	4	71.1	0:10.43	0:46.01 [3] (0:13.35)	0:32.66 [4] (0:10.43)	0:22.23 [3] (0:10.86)	0:11.37 [3] (0:11.37)	1L	0:32.66 +2
3	8	<b>TIKKA READY</b> Yvette Lewis	8	70.4	0:10.66	0:46.01 [3] (0:13.45)	0:32.56 [5] (0:10.66)	0:21.90 [6] (0:10.91)	0:10.99 [8] (0:10.99)	1L	0:32.56 +4
5	6	<b>DESTINY'S REPUBLIC</b> Micheal Hellyer	2	70.7	0:10.44	0:46.12 [5] (0:13.21)	0:32.91 [2] (0:10.44)	0:22.47 [2] (0:10.96)	0:11.51 [2] (0:11.51)	1.5L	0:32.91 +2
6	5	<b>ARTIE PANTZ</b> Ben Thompson	3	69.5	0:10.53	0:46.13 [6] (0:13.62)	0:32.51 [8] (0:10.53)	0:21.98 [7] (0:10.74)	0:11.24 [6] (0:11.24)	1.6L	0:32.51 +0
7	7	<b>MAIORI</b> Tiffani Brooker	1	70.2	0:10.66	0:46.18 [7] (0:13.25)	0:32.93 [3] (0:10.66)	0:22.27 [5] (0:10.94)	0:11.33 [5] (0:11.33)	1.8L	0:32.93 +0
8	1	<b>SHOCK AND AWE</b> Paul Hamblin	7	70.8	0:10.58	0:46.25 [8] (0:13.61)	0:32.64 [7] (0:10.58)	0:22.06 [8] (0:10.74)	0:11.32 [7] (0:11.32)	2.2L	0:32.64 +2
9	4	<b>DEVIL'S RITE</b> Les Tilley	5	70.3	0:10.54	0:46.33 [9] (0:13.85)	0:32.48 [9] (0:10.54)	0:21.94 [9] (0:10.76)	0:11.18 [9] (0:11.18)	2.6L	0:32.48 +0



Horse/Jockey Name	Hot Or Not
Final Rank	1
Fastest Section Time (Section)	0:10.50 (600m)
Top Speed [km/h] (Section)	69.3 (Overall)
Race State	Finished



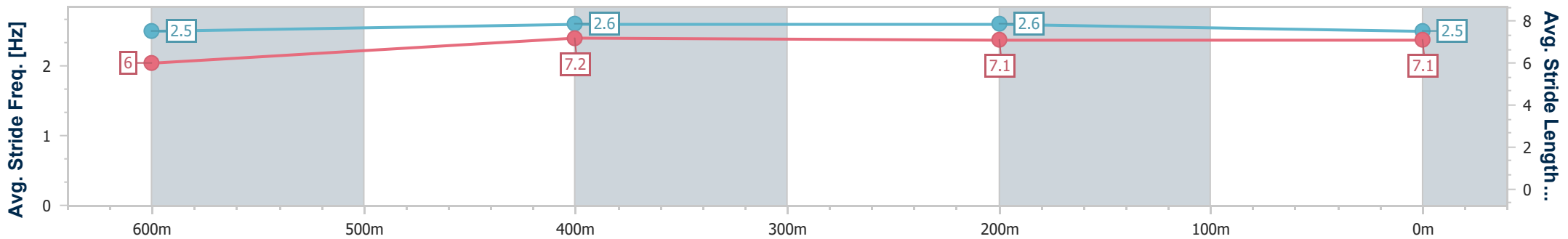
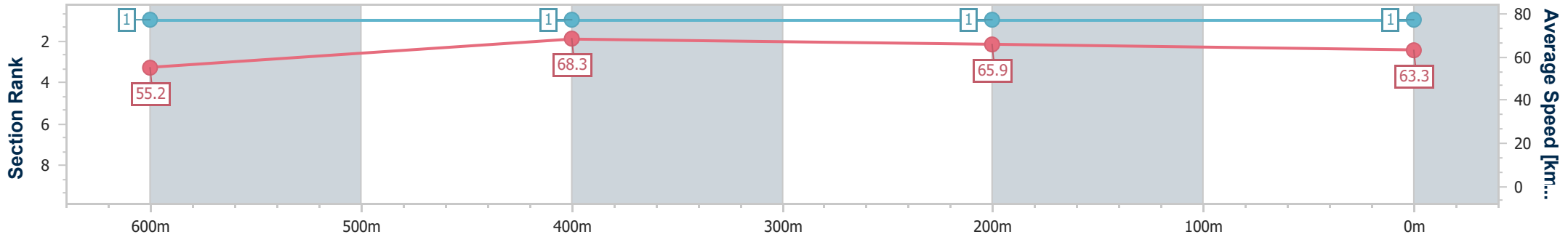
Ipswich QLD Professional  
Race 3: K&R PLUMBING SUPPLIES BENCHMARK 62 Handicap  
- 800m



15 December 2023 - 14:26

Track Rating: Good 4, Weather: Overcast, Rail Position: +3.5m  
Entire

Section	Overall	600m	400m	200m
Section Times	0:45.81 [1] (0:13.09)	0:32.72 [1] (0:10.50)	0:22.22 [1] (0:10.88)	0:11.34 [1] (0:11.34)
Average Speed [km/h]	55.2	68.3	65.9	63.3
Top Speed [km/h]	69.3	69.2	67.5	65.8
Avg. Dist. to Rail [m]	7.0	0.9	1.5	1.1
Avg. Stride Freq. [Hz]	2.5	2.6	2.6	2.5
Avg. Stride Length [m]	6.0	7.2	7.1	7.1



- [ ] Ranking at each section and finish
- .-.- No data available at this section
- NA No data available



Horse/Jockey Name	Polyolithic
Final Rank	2
Fastest Section Time (Section)	0:10.35 (600m)
Top Speed [km/h] (Section)	71.9 (600m)
Race State	Finished



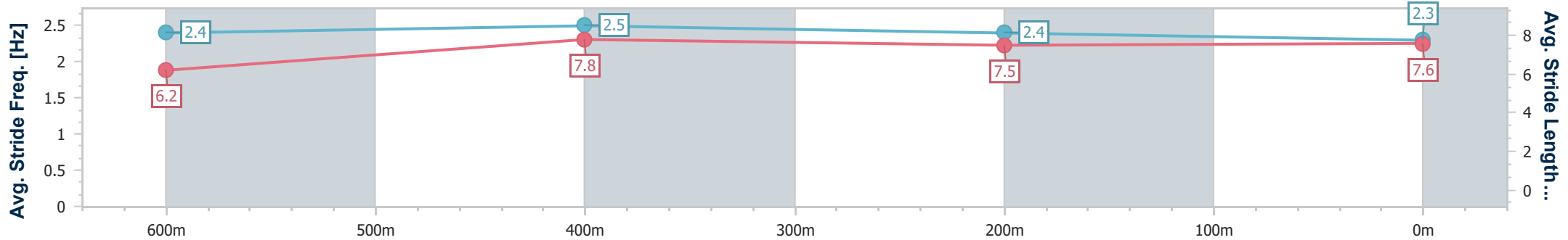
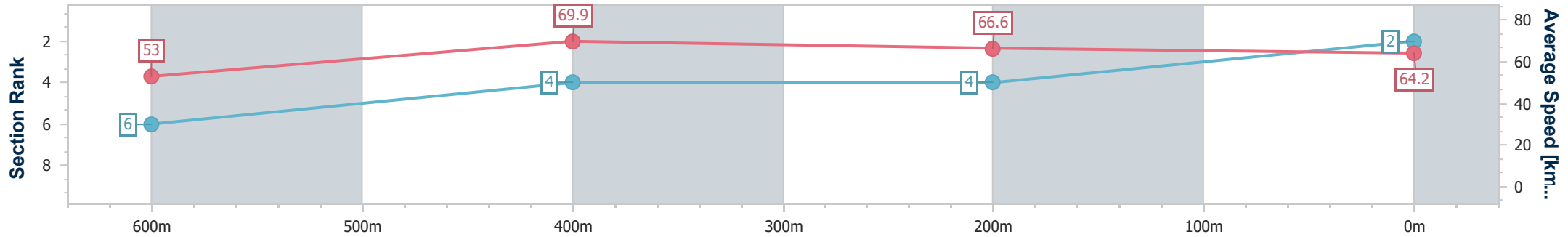
Ipswich QLD Professional  
Race 3: K&R PLUMBING SUPPLIES BENCHMARK 62 Handicap  
- 800m



15 December 2023 - 14:26

Track Rating: Good 4, Weather: Overcast, Rail Position: +3.5m  
Entire

Section	Overall	600m	400m	200m
Section Times	0:45.85 [2] (0:13.55)	0:32.30 [6] (0:10.35)	0:21.95 [4] (0:10.77)	0:11.18 [4] (0:11.18)
Average Speed [km/h]	53.0	69.9	66.6	64.2
Top Speed [km/h]	71.8	71.9	69.1	65.2
Avg. Dist. to Rail [m]	5.4	1.3	0.8	1.0
Avg. Stride Freq. [Hz]	2.4	2.5	2.4	2.3
Avg. Stride Length [m]	6.2	7.8	7.5	7.6



- [ ] Ranking at each section and finish
- .-.- No data available at this section
- NA No data available



Horse/Jockey Name	Sneaky Starter
Final Rank	3
Fastest Section Time (Section)	0:10.43 (600m)
Top Speed [km/h] (Section)	71.1 (600m)
Race State	Finished



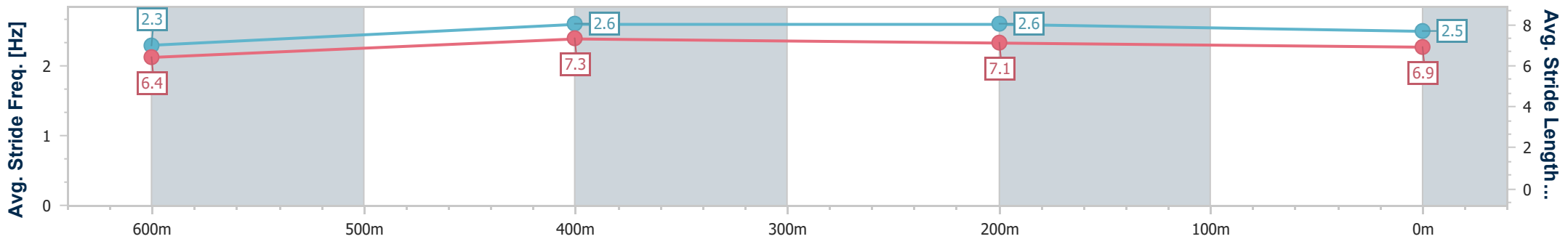
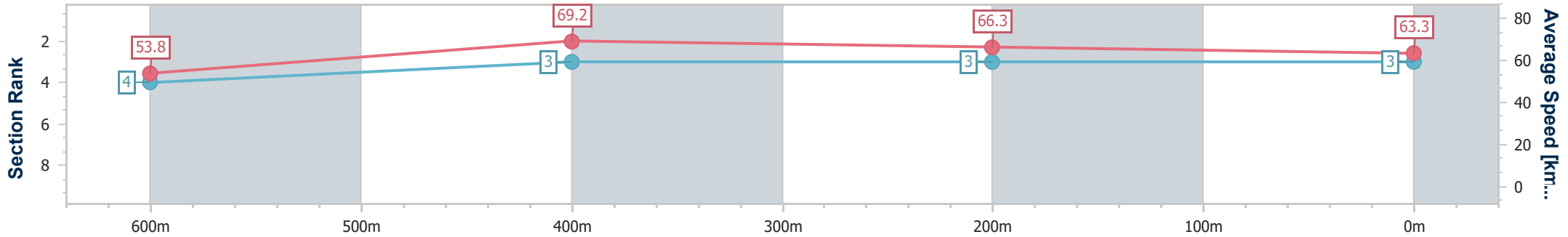
Ipswich QLD Professional  
 Race 3: K&R PLUMBING SUPPLIES BENCHMARK 62 Handicap  
 - 800m



15 December 2023 - 14:26

Track Rating: Good 4, Weather: Overcast, Rail Position: +3.5m  
 Entire

Section	Overall	600m	400m	200m
Section Times	0:46.01 [3] (0:13.35)	0:32.66 [4] (0:10.43)	0:22.23 [3] (0:10.86)	0:11.37 [3] (0:11.37)
Average Speed [km/h]	53.8	69.2	66.3	63.3
Top Speed [km/h]	71.0	71.1	67.4	65.5
Avg. Dist. to Rail [m]	4.2	1.2	1.2	2.8
Avg. Stride Freq. [Hz]	2.3	2.6	2.6	2.5
Avg. Stride Length [m]	6.4	7.3	7.1	6.9



- [ ] Ranking at each section and finish
- .-.- No data available at this section
- NA No data available



Horse/Jockey Name	Tikka Ready
Final Rank	3
Fastest Section Time (Section)	0:10.66 (600m)
Top Speed [km/h] (Section)	70.4 (600m)
Race State	Finished



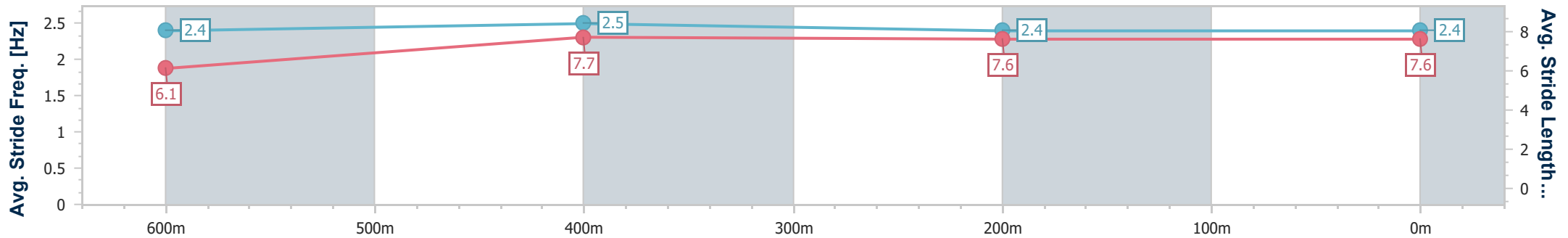
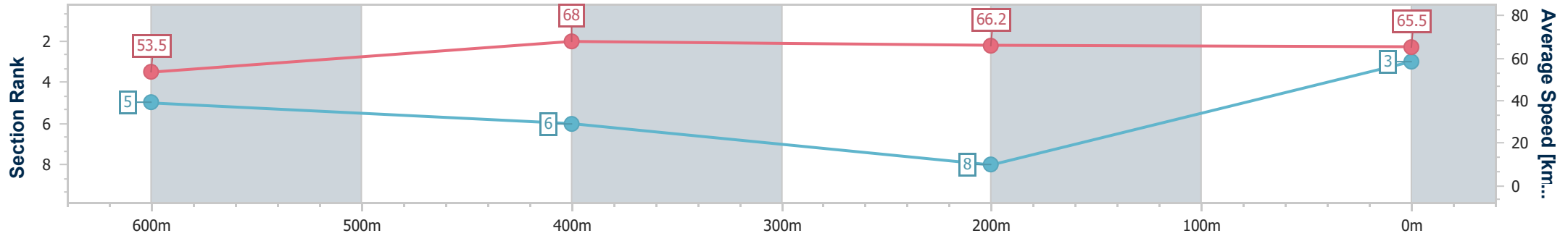
Ipswich QLD Professional  
Race 3: K&R PLUMBING SUPPLIES BENCHMARK 62 Handicap  
- 800m



15 December 2023 - 14:26

Track Rating: Good 4, Weather: Overcast, Rail Position: +3.5m  
Entire

Section	Overall	600m	400m	200m
Section Times	0:46.01 [3] (0:13.45)	0:32.56 [5] (0:10.66)	0:21.90 [6] (0:10.91)	0:10.99 [8] (0:10.99)
Average Speed [km/h]	53.5	68.0	66.2	65.5
Top Speed [km/h]	70.4	70.4	67.5	67.7
Avg. Dist. to Rail [m]	7.0	2.8	2.0	4.6
Avg. Stride Freq. [Hz]	2.4	2.5	2.4	2.4
Avg. Stride Length [m]	6.1	7.7	7.6	7.6



- [ ] Ranking at each section and finish
- .-.- No data available at this section
- NA No data available



Horse/Jockey Name	Destiny's Republic
Final Rank	5
Fastest Section Time (Section)	0:10.44 (600m)
Top Speed [km/h] (Section)	70.7 (600m)
Race State	Finished



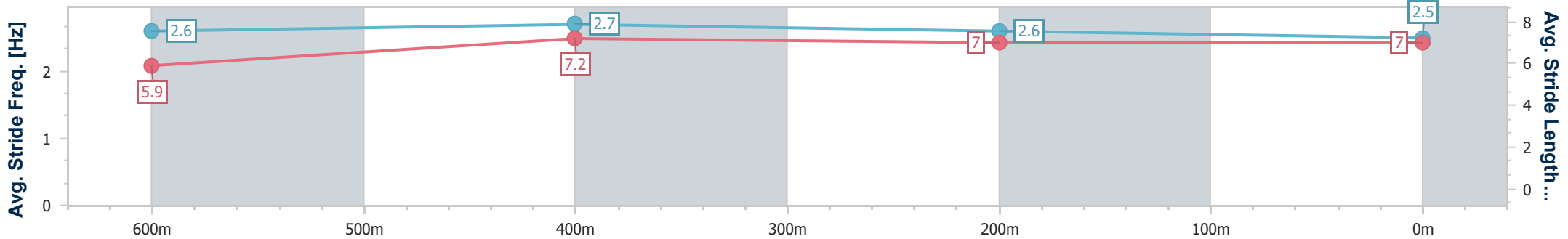
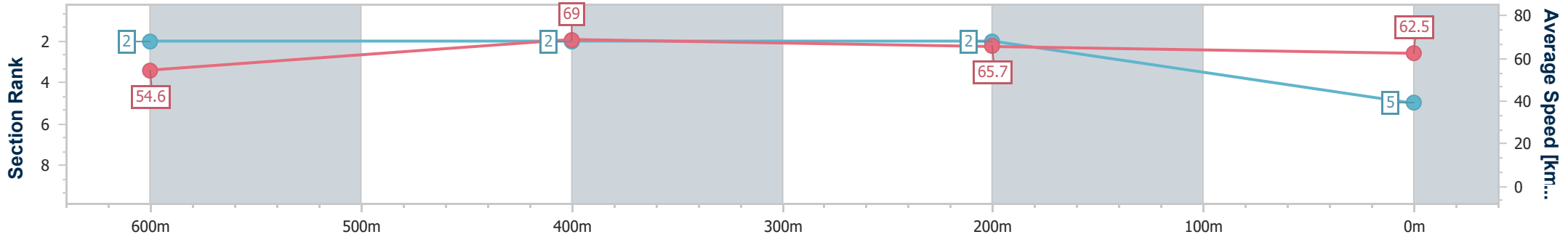
Ipswich QLD Professional  
Race 3: K&R PLUMBING SUPPLIES BENCHMARK 62 Handicap  
- 800m



15 December 2023 - 14:26

Track Rating: Good 4, Weather: Overcast, Rail Position: +3.5m Entire

Section	Overall	600m	400m	200m
Section Times	0:46.12 [5] (0:13.21)	0:32.91 [2] (0:10.44)	0:22.47 [2] (0:10.96)	0:11.51 [2] (0:11.51)
Average Speed [km/h]	54.6	69.0	65.7	62.5
Top Speed [km/h]	70.6	70.7	67.2	64.9
Avg. Dist. to Rail [m]	3.3	1.0	0.2	0.7
Avg. Stride Freq. [Hz]	2.6	2.7	2.6	2.5
Avg. Stride Length [m]	5.9	7.2	7.0	7.0



- [ ] Ranking at each section and finish
- .-.- No data available at this section
- NA No data available



Horse/Jockey Name	Artie Pantz
Final Rank	6
Fastest Section Time (Section)	0:10.53 (600m)
Top Speed [km/h] (Section)	69.5 (600m)
Race State	Finished



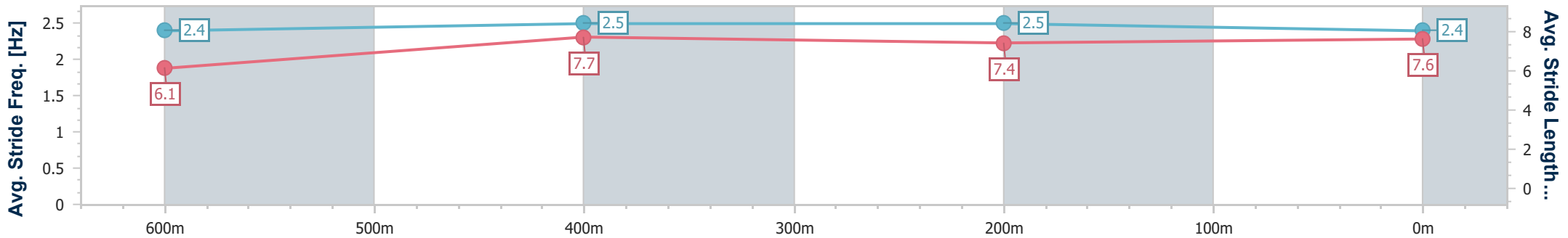
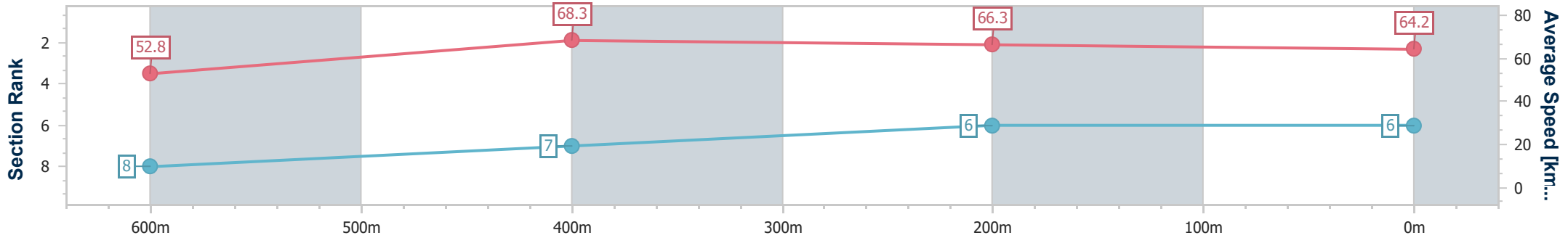
Ipswich QLD Professional  
Race 3: K&R PLUMBING SUPPLIES BENCHMARK 62 Handicap  
- 800m



15 December 2023 - 14:26

Track Rating: Good 4, Weather: Overcast, Rail Position: +3.5m  
Entire

Section	Overall	600m	400m	200m
Section Times	0:46.13 [6] (0:13.62)	0:32.51 [8] (0:10.53)	0:21.98 [7] (0:10.74)	0:11.24 [6] (0:11.24)
Average Speed [km/h]	52.8	68.3	66.3	64.2
Top Speed [km/h]	69.5	69.5	67.9	65.8
Avg. Dist. to Rail [m]	2.9	0.8	1.1	0.3
Avg. Stride Freq. [Hz]	2.4	2.5	2.5	2.4
Avg. Stride Length [m]	6.1	7.7	7.4	7.6



- [ ] Ranking at each section and finish
- .-.- No data available at this section
- NA No data available



Horse/Jockey Name	Maiori
Final Rank	7
Fastest Section Time (Section)	0:10.66 (600m)
Top Speed [km/h] (Section)	70.2 (Overall)
Race State	Finished



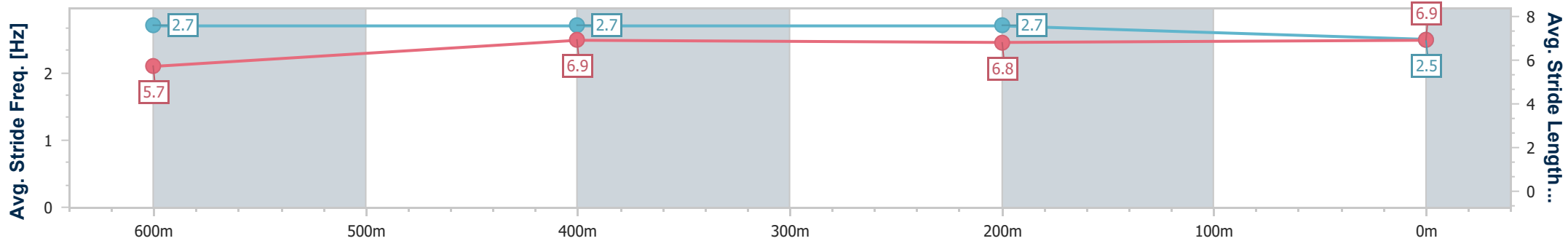

Ipswich QLD Professional  
 Race 3: K&R PLUMBING SUPPLIES BENCHMARK 62 Handicap  
 - 800m



15 December 2023 - 14:26

Track Rating: Good 4, Weather: Overcast, Rail Position: +3.5m Entire

Section	Overall	600m	400m	200m
Section Times	0:46.18 [7] (0:13.25)	0:32.93 [3] (0:10.66)	0:22.27 [5] (0:10.94)	0:11.33 [5] (0:11.33)
Average Speed [km/h]	54.4	67.2	65.6	63.4
Top Speed [km/h]	70.2	69.1	66.1	65.6
Avg. Dist. to Rail [m]	1.7	0.7	1.2	1.2
Avg. Stride Freq. [Hz]	2.7	2.7	2.7	2.5
Avg. Stride Length [m]	5.7	6.9	6.8	6.9



- [ ] Ranking at each section and finish
- .-.- No data available at this section
- NA No data available





Horse/Jockey Name	Shock And Awe
Final Rank	8
Fastest Section Time (Section)	0:10.58 (600m)
Top Speed [km/h] (Section)	70.8 (600m)
Race State	Finished



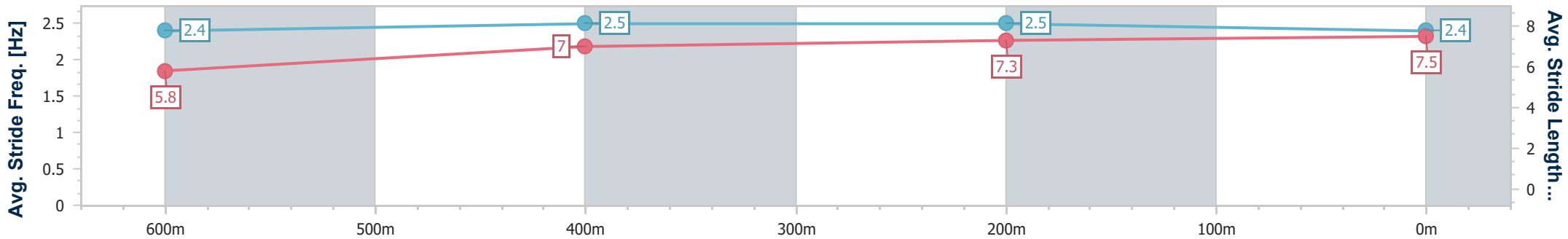
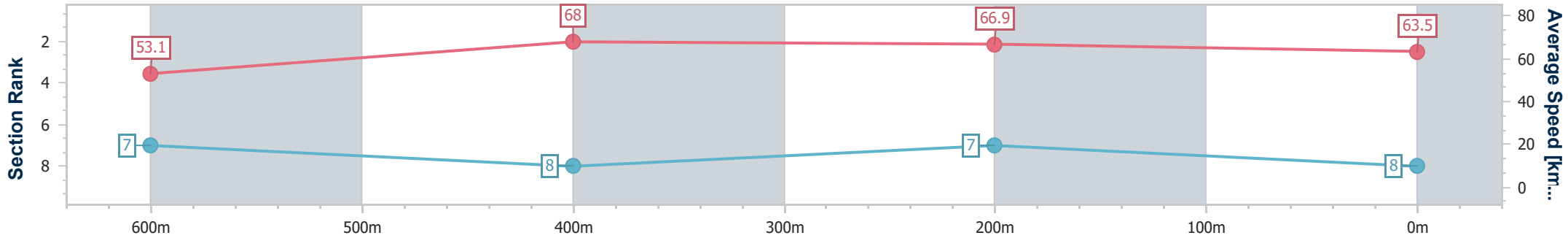
Ipswich QLD Professional  
Race 3: K&R PLUMBING SUPPLIES BENCHMARK 62 Handicap  
- 800m



15 December 2023 - 14:26

Track Rating: Good 4, Weather: Overcast, Rail Position: +3.5m  
Entire

Section	Overall	600m	400m	200m
Section Times	0:46.25 [8] (0:13.61)	0:32.64 [7] (0:10.58)	0:22.06 [8] (0:10.74)	0:11.32 [7] (0:11.32)
Average Speed [km/h]	53.1	68.0	66.9	63.5
Top Speed [km/h]	70.3	70.8	67.5	66.8
Avg. Dist. to Rail [m]	5.8	1.7	0.6	0.7
Avg. Stride Freq. [Hz]	2.4	2.5	2.5	2.4
Avg. Stride Length [m]	5.8	7.0	7.3	7.5



- [ ] Ranking at each section and finish
- .-.- No data available at this section
- NA No data available



Horse/Jockey Name	Devil's Rite
Final Rank	9
Fastest Section Time (Section)	0:10.54 (600m)
Top Speed [km/h] (Section)	70.3 (600m)
Race State	Finished



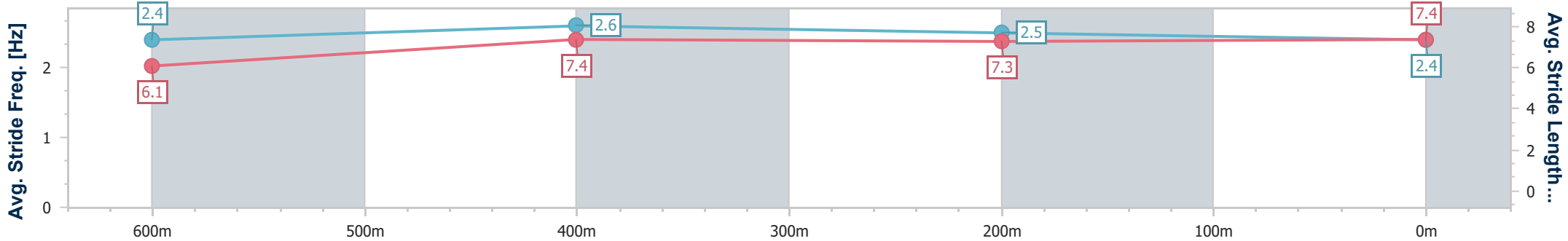
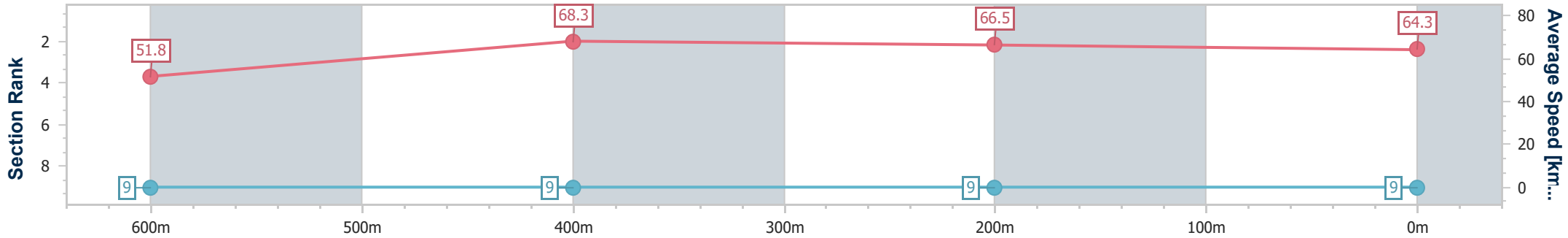
Ipswich QLD Professional  
Race 3: K&R PLUMBING SUPPLIES BENCHMARK 62 Handicap  
- 800m



15 December 2023 - 14:26

Track Rating: Good 4, Weather: Overcast, Rail Position: +3.5m  
Entire

Section	Overall	600m	400m	200m											
Section Times	0:46.33 [9] (0:13.85)	0:32.48 [9] (0:10.54)	0:21.94 [9] (0:10.76)	0:11.18 [9] (0:11.18)											
Average Speed [km/h]	51.8	68.3	66.5	64.3											
Top Speed [km/h]	69.5	70.3	67.4	66.9											
Avg. Dist. to Rail [m]	3.4	0.9	1.1	3.2											
Avg. Stride Freq. [Hz]	2.4	2.6	2.5	2.4											
Avg. Stride Length [m]	6.1	7.4	7.3	7.4											



- [ ] Ranking at each section and finish
- .-.- No data available at this section
- NA No data available