



# Eagle Farm QLD Professional

## Race 4: KOBAYASHI AT AQUIS BENCHMARK 65 Handicap - 1400m

13 December 2023 - 15:24



BRISBANE  
RACING CLUB

Track Rating: Good 4, Weather: Fine, Rail Position: +7m Entire

Section		Overall	1200m	1000m	800m	600m	400m	Last 600m				
Field Times		1:22.98 (0:13.63)	1:09.35 (0:10.93)	0:58.42 (0:11.42)	0:47.00 (0:11.89)	0:35.11 (0:11.41)	0:23.70 (0:11.43)	0:35.11				
Rank	TAB Horse/Jockey	Barrier	Top Speed [km/h]	Fastest Section	Distance Travelled [m]							
1	8 <b>READY AZZ EVA</b> Michael Rodd	8	66.5 1200m	0:11.13 1200m	1:22.98 [1] (0:14.37)	1:08.61 [8] (0:11.13)	0:57.48 [6] (0:11.52)	0:45.96 [5] (0:11.59)	0:34.37 [5] (0:11.27)	0:23.10 [5] (0:11.20)	0:34.37	
2	6 <b>ALREADY A STAR</b> James Orman	3	66.8 400m	0:10.98 400m	1:23.15 [2] (0:14.15)	1:09.00 [5] (0:11.27)	0:57.73 [5] (0:11.63)	0:46.10 [7] (0:11.65)	0:34.45 [7] (0:11.25)	0:23.20 [6] (0:10.98)	0:34.45	+3
3	2 <b>TEXAS</b> Marnu Potgieter	6	67.5 400m	0:11.03 400m	1:23.23 [3] (0:14.24)	1:08.99 [6] (0:11.35)	0:57.64 [8] (0:11.64)	0:46.00 [8] (0:11.75)	0:34.25 [8] (0:11.35)	0:22.90 [8] (0:11.03)	0:34.25	+11
4	1 <b>STICK TO YOUR GUNS</b> Bailey Wheeler	2	66.8 1200m	0:10.93 1200m	1:23.29 [4] (0:13.63)	1:09.66 [1] (0:10.93)	0:58.73 [1] (0:11.42)	0:47.31 [1] (0:11.89)	0:35.42 [1] (0:11.41)	0:24.01 [1] (0:11.43)	0:35.42	+11
5	7 <b>BAUHINIA ROCK</b> Jag Guthmann-Chester	7	67.3 1200m	0:10.95 1200m	1:23.40 [5] (0:13.86)	1:09.54 [2] (0:10.95)	0:58.59 [2] (0:11.58)	0:47.01 [2] (0:11.65)	0:35.36 [2] (0:11.40)	0:23.96 [2] (0:11.45)	0:35.36	+12
6	10 <b>FLASH ZARIZ</b> Montanna Savva	1	65.4 1200m	0:11.23 1200m	1:23.51 [6] (0:13.95)	1:09.56 [4] (0:11.23)	0:58.33 [4] (0:11.40)	0:46.93 [3] (0:11.67)	0:35.26 [3] (0:11.32)	0:23.94 [3] (0:11.42)	0:35.26	+3
7	3 <b>THUNDER MANIA</b> Jaden Lloyd	4	66.2 400m	0:11.15 400m	1:23.55 [7] (0:14.27)	1:09.28 [7] (0:11.23)	0:58.05 [6] (0:11.55)	0:46.50 [6] (0:11.63)	0:34.87 [6] (0:11.41)	0:23.46 [7] (0:11.15)	0:34.87	+9
8	4 <b>CHIEF ARTIE</b> Jake Bayliss	5	65.7 1200m	0:11.20 1200m	1:24.00 [8] (0:13.87)	1:10.13 [3] (0:11.20)	0:58.93 [3] (0:11.63)	0:47.30 [4] (0:11.65)	0:35.65 [4] (0:11.42)	0:24.23 [4] (0:11.50)	0:35.65	+10

Scratched: Kubwa (#5), Satashi (#9)

[ ] Ranking at each section and finish  
 -:-:- No data available at this section  
 NA No data available

SCN Saddle cloth number  
 DNF Did not finish  
 DNT Did not track



# Eagle Farm QLD Professional

## Race 4: KOBAYASHI AT AQUIS BENCHMARK 65 Handicap - 1400m

13 December 2023 - 15:24



BRISBANE  
RACING CLUB

Track Rating: Good 4, Weather: Fine, Rail Position: +7m Entire

Section				200m				Last 600m	
Field Times				0:12.27 (0:12.27)				0:35.11	
Rank	TAB	Horse/Jockey	Barrier	Top Speed [km/h]	Fastest Section	Margin			Distance Travelled [m]
1	8	READY AZZ EVA Michael Rodd	8	66.5 1200m	0:11.13 1200m	0:11.90 [5] (0:11.90)	1:22.98		0:34.37
2	6	ALREADY A STAR James Orman	3	66.8 400m	0:10.98 400m	0:12.22 [3] (0:12.22)	1L		0:34.45 +3
3	2	TEXAS Marnu Potgieter	6	67.5 400m	0:11.03 400m	0:11.87 [8] (0:11.87)	1.48L		0:34.25 +11
4	1	STICK TO YOUR GUNS Bailey Wheeler	2	66.8 1200m	0:10.93 1200m	0:12.58 [1] (0:12.58)	1.83L		0:35.42 +11
5	7	BAUHINIA ROCK Jag Guthmann-Chester	7	67.3 1200m	0:10.95 1200m	0:12.51 [2] (0:12.51)	2.47L		0:35.36 +12
6	10	FLASH ZARIZ Montanna Savva	1	65.4 1200m	0:11.23 1200m	0:12.52 [4] (0:12.52)	3.14L		0:35.26 +3
7	3	THUNDER MANIA Jaden Lloyd	4	66.2 400m	0:11.15 400m	0:12.31 [6] (0:12.31)	3.39L		0:34.87 +9
8	4	CHIEF ARTIE Jake Bayliss	5	65.7 1200m	0:11.20 1200m	0:12.73 [7] (0:12.73)	6.03L		0:35.65 +10

Scratched: Kubwa (#5), Satashi (#9)

[ ] Ranking at each section and finish  
 -:-:- No data available at this section  
 NA No data available

SCN Saddle cloth number  
 DNF Did not finish  
 DNT Did not track



Horse/Jockey Name	Ready Azz Eva
Final Rank	1
Fastest Section Time (Section)	0:11.13 (1200m)
Top Speed [km/h] (Section)	66.5 (1200m)
Race State	Finished

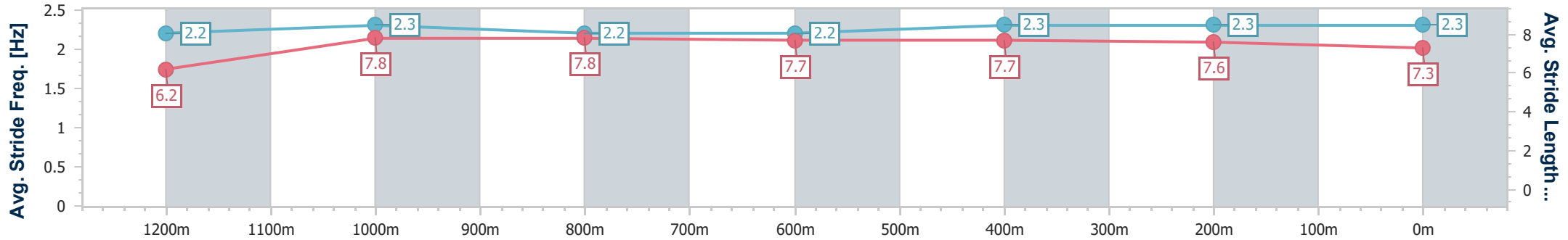
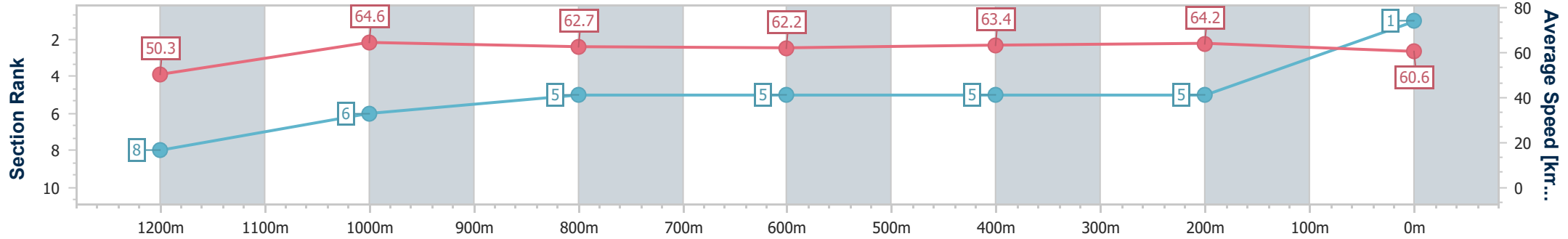


Eagle Farm QLD Professional  
 Race 4: KOBAYASHI AT AQUIS BENCHMARK 65 Handicap - 1400m  
 13 December 2023 - 15:24  
 Track Rating: Good 4, Weather: Fine, Rail Position: +7m Entire



BRISBANE RACING CLUB

Section	Overall	1200m	1000m	800m	600m	400m	200m
Section Times	1:22.98 [1] (0:14.37)	1:08.61 [8] (0:11.13)	0:57.48 [6] (0:11.52)	0:45.96 [5] (0:11.59)	0:34.37 [5] (0:11.27)	0:23.10 [5] (0:11.20)	0:11.90 [5] (0:11.90)
Average Speed [km/h]	50.3	64.6	62.7	62.2	63.4	64.2	60.6
Top Speed [km/h]	66.5	66.5	63.5	63.4	65.6	65.7	63.7
Avg. Dist. to Rail [m]	6.6	2.1	0.4	0.2	1.2	1.7	3.7
Avg. Stride Freq. [Hz]	2.2	2.3	2.2	2.2	2.3	2.3	2.3
Avg. Stride Length [m]	6.2	7.8	7.8	7.7	7.7	7.6	7.3



- [ ] Ranking at each section and finish
- .-.- No data available at this section
- NA No data available



Horse/Jockey Name	Already A Star
Final Rank	2
Fastest Section Time (Section)	0:10.98 (400m)
Top Speed [km/h] (Section)	66.8 (400m)
Race State	Finished



Eagle Farm QLD Professional  
Race 4: KOBAYASHI AT AQUIS BENCHMARK 65 Handicap - 1400m

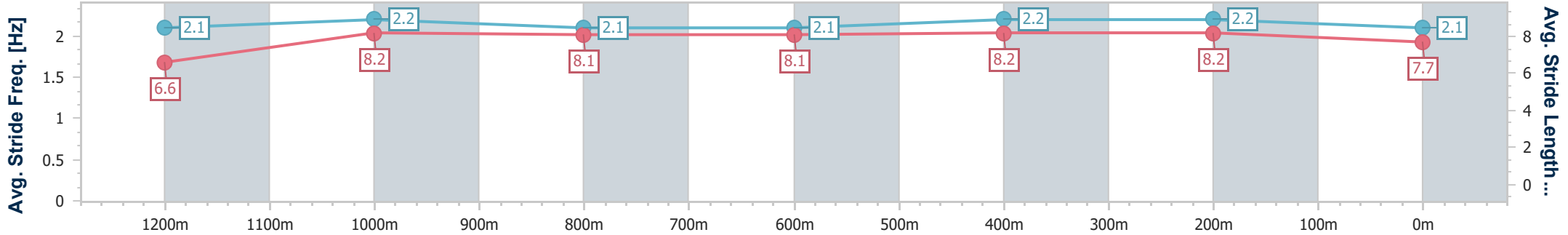
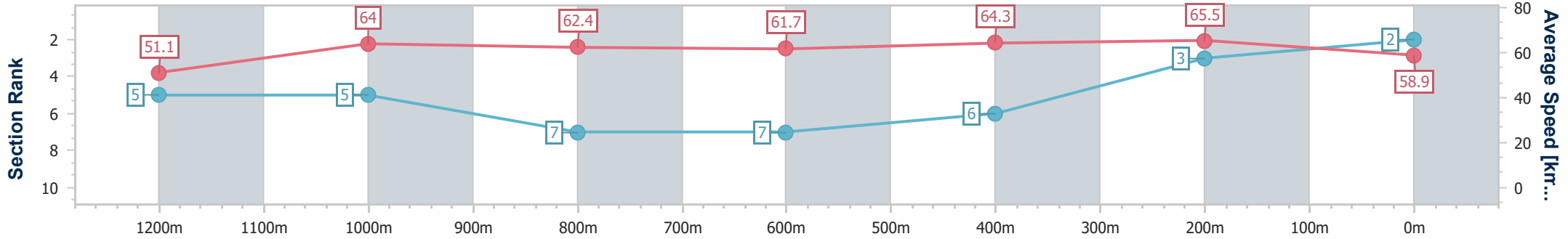
13 December 2023 - 15:24

Track Rating: Good 4, Weather: Fine, Rail Position: +7m Entire



BRISBANE RACING CLUB

Section	Overall	1200m	1000m	800m	600m	400m	200m
Section Times	1:23.15 [2] (0:14.15)	1:09.00 [5] (0:11.27)	0:57.73 [5] (0:11.63)	0:46.10 [7] (0:11.65)	0:34.45 [7] (0:11.25)	0:23.20 [6] (0:10.98)	0:12.22 [3] (0:12.22)
Average Speed [km/h]	51.1	64.0	62.4	61.7	64.3	65.5	58.9
Top Speed [km/h]	64.3	65.5	63.5	62.6	66.0	66.8	63.7
Avg. Dist. to Rail [m]	3.9	2.5	1.5	0.6	0.9	2.8	3.8
Avg. Stride Freq. [Hz]	2.1	2.2	2.1	2.1	2.2	2.2	2.1
Avg. Stride Length [m]	6.6	8.2	8.1	8.1	8.2	8.2	7.7



- [ ] Ranking at each section and finish
- .-.- No data available at this section
- NA No data available



Horse/Jockey Name	Texas
Final Rank	3
Fastest Section Time (Section)	0:11.03 (400m)
Top Speed [km/h] (Section)	67.5 (400m)
Race State	Finished



Eagle Farm QLD Professional  
Race 4: KOBAYASHI AT AQUIS BENCHMARK 65 Handicap - 1400m

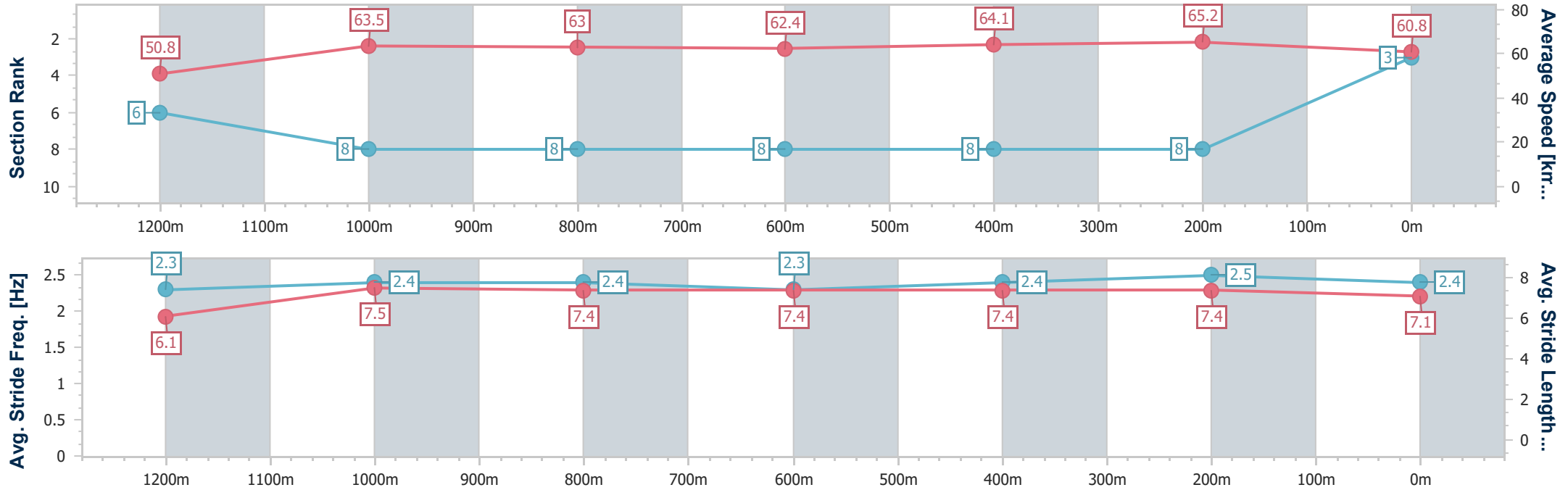
13 December 2023 - 15:24

Track Rating: Good 4, Weather: Fine, Rail Position: +7m Entire



BRISBANE RACING CLUB

Section	Overall	1200m	1000m	800m	600m	400m	200m
Section Times	1:23.23 [3] (0:14.24)	1:08.99 [6] (0:11.35)	0:57.64 [8] (0:11.64)	0:46.00 [8] (0:11.75)	0:34.25 [8] (0:11.35)	0:22.90 [8] (0:11.03)	0:11.87 [8] (0:11.87)
Average Speed [km/h]	50.8	63.5	63.0	62.4	64.1	65.2	60.8
Top Speed [km/h]	64.9	66.0	64.7	63.7	67.3	67.5	63.3
Avg. Dist. to Rail [m]	5.6	3.2	3.3	4.1	2.2	1.9	1.6
Avg. Stride Freq. [Hz]	2.3	2.4	2.4	2.3	2.4	2.5	2.4
Avg. Stride Length [m]	6.1	7.5	7.4	7.4	7.4	7.4	7.1



- [ ] Ranking at each section and finish
- .-.- No data available at this section
- NA No data available



Horse/Jockey Name	Stick To Your Guns
Final Rank	4
Fastest Section Time (Section)	0:10.93 (1200m)
Top Speed [km/h] (Section)	66.8 (1200m)
Race State	Finished

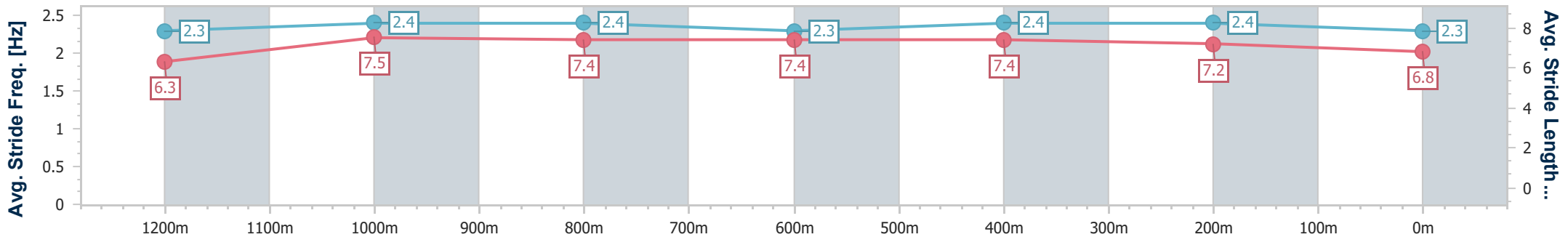
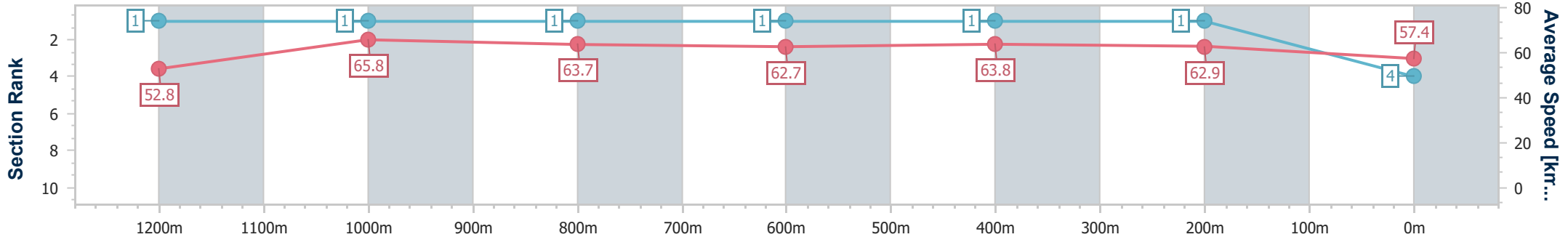


Eagle Farm QLD Professional  
 Race 4: KOBAYASHI AT AQUIS BENCHMARK 65 Handicap - 1400m  
 13 December 2023 - 15:24  
 Track Rating: Good 4, Weather: Fine, Rail Position: +7m Entire



BRISBANE  
 RACING CLUB

Section	Overall	1200m	1000m	800m	600m	400m	200m
Section Times	1:23.29 [4] (0:13.63)	1:09.66 [1] (0:10.93)	0:58.73 [1] (0:11.42)	0:47.31 [1] (0:11.89)	0:35.42 [1] (0:11.41)	0:24.01 [1] (0:11.43)	0:12.58 [1] (0:12.58)
Average Speed [km/h]	52.8	65.8	63.7	62.7	63.8	62.9	57.4
Top Speed [km/h]	66.2	66.8	65.2	63.9	65.2	64.5	61.6
Avg. Dist. to Rail [m]	2.0	0.6	2.2	6.9	2.8	0.6	0.8
Avg. Stride Freq. [Hz]	2.3	2.4	2.4	2.3	2.4	2.4	2.3
Avg. Stride Length [m]	6.3	7.5	7.4	7.4	7.4	7.2	6.8



- [ ] Ranking at each section and finish
- .-.- No data available at this section
- NA No data available



Horse/Jockey Name	Bauhinia Rock
Final Rank	5
Fastest Section Time (Section)	0:10.95 (1200m)
Top Speed [km/h] (Section)	67.3 (1200m)
Race State	Finished



Eagle Farm QLD Professional  
Race 4: KOBAYASHI AT AQUIS BENCHMARK 65 Handicap - 1400m

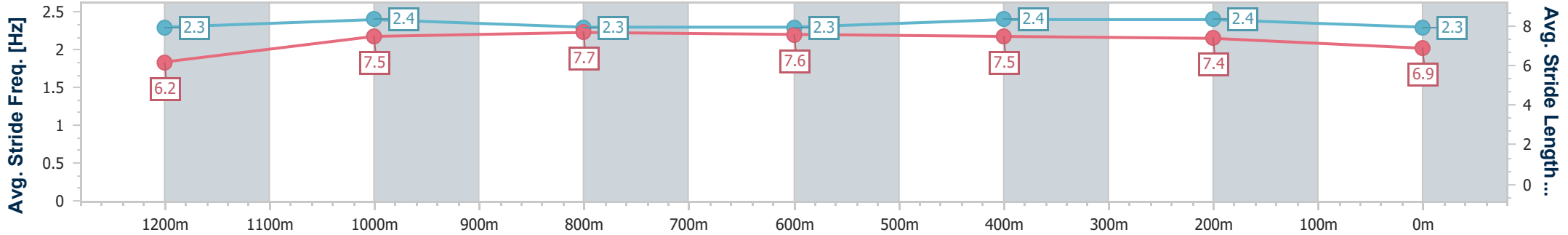
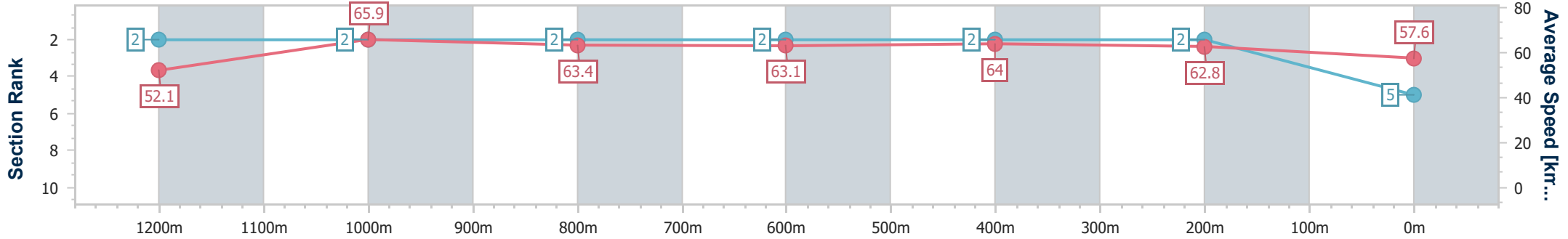
13 December 2023 - 15:24

Track Rating: Good 4, Weather: Fine, Rail Position: +7m Entire



BRISBANE RACING CLUB

Section	Overall	1200m	1000m	800m	600m	400m	200m
Section Times	1:23.40 [5] (0:13.86)	1:09.54 [2] (0:10.95)	0:58.59 [2] (0:11.58)	0:47.01 [2] (0:11.65)	0:35.36 [2] (0:11.40)	0:23.96 [2] (0:11.45)	0:12.51 [2] (0:12.51)
Average Speed [km/h]	52.1	65.9	63.4	63.1	64.0	62.8	57.6
Top Speed [km/h]	65.5	67.3	64.9	63.9	65.0	64.3	61.4
Avg. Dist. to Rail [m]	6.9	4.8	3.5	5.0	2.6	1.6	1.7
Avg. Stride Freq. [Hz]	2.3	2.4	2.3	2.3	2.4	2.4	2.3
Avg. Stride Length [m]	6.2	7.5	7.7	7.6	7.5	7.4	6.9



- [ ] Ranking at each section and finish
- .-.- No data available at this section
- NA No data available



Horse/Jockey Name	Flash Zariz
Final Rank	6
Fastest Section Time (Section)	0:11.23 (1200m)
Top Speed [km/h] (Section)	65.4 (1200m)
Race State	Finished



Eagle Farm QLD Professional  
Race 4: KOBAYASHI AT AQUIS BENCHMARK 65 Handicap - 1400m

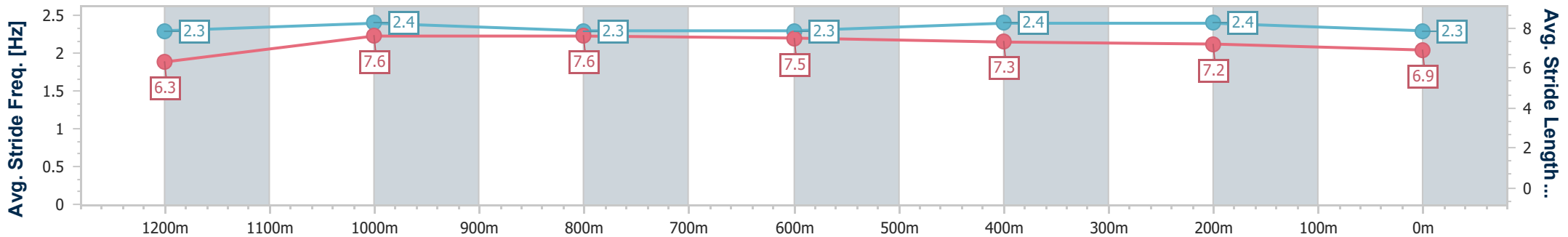
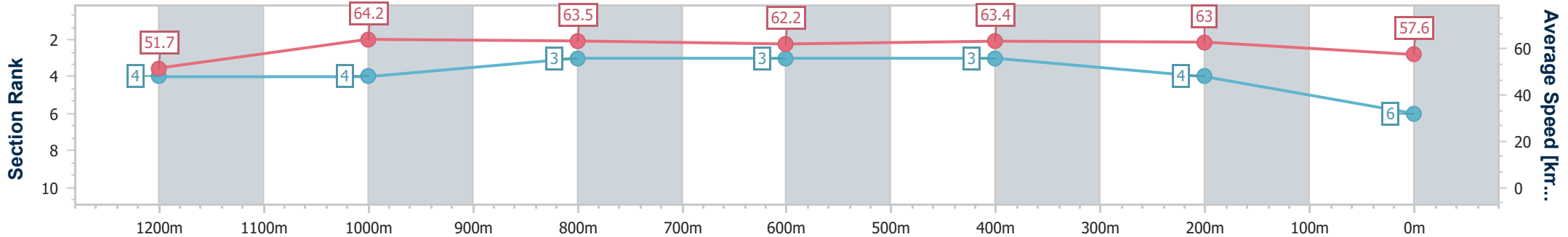
13 December 2023 - 15:24

Track Rating: Good 4, Weather: Fine, Rail Position: +7m Entire



BRISBANE RACING CLUB

Section	Overall	1200m	1000m	800m	600m	400m	200m
Section Times	1:23.51 [6] (0:13.95)	1:09.56 [4] (0:11.23)	0:58.33 [4] (0:11.40)	0:46.93 [3] (0:11.67)	0:35.26 [3] (0:11.32)	0:23.94 [3] (0:11.42)	0:12.52 [4] (0:12.52)
Average Speed [km/h]	51.7	64.2	63.5	62.2	63.4	63.0	57.6
Top Speed [km/h]	64.1	65.4	63.9	63.4	65.1	64.4	60.4
Avg. Dist. to Rail [m]	1.7	1.2	1.6	1.9	1.0	1.6	0.8
Avg. Stride Freq. [Hz]	2.3	2.4	2.3	2.3	2.4	2.4	2.3
Avg. Stride Length [m]	6.3	7.6	7.6	7.5	7.3	7.2	6.9



- [ ] Ranking at each section and finish
- .-.- No data available at this section
- NA No data available





Horse/Jockey Name	Thunder Mania
Final Rank	7
Fastest Section Time (Section)	0:11.15 (400m)
Top Speed [km/h] (Section)	66.2 (400m)
Race State	Finished

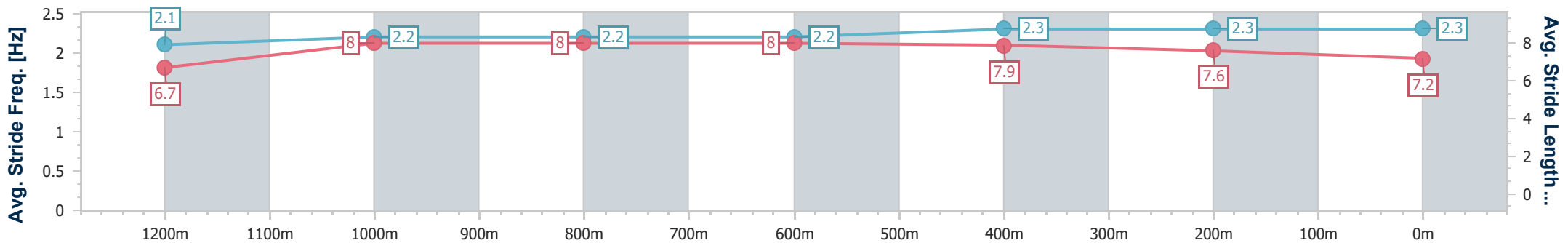
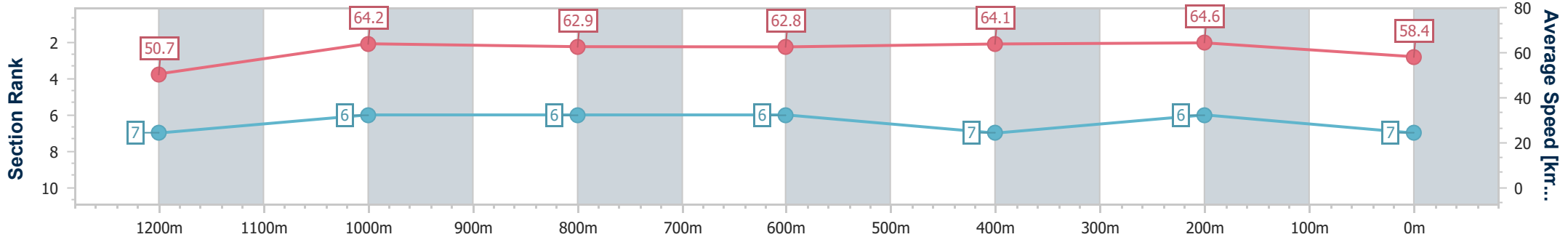


Eagle Farm QLD Professional  
 Race 4: KOBAYASHI AT AQUIS BENCHMARK 65 Handicap - 1400m  
 13 December 2023 - 15:24  
 Track Rating: Good 4, Weather: Fine, Rail Position: +7m Entire



BRISBANE RACING CLUB

Section	Overall	1200m	1000m	800m	600m	400m	200m
Section Times	1:23.55 [7] (0:14.27)	1:09.28 [7] (0:11.23)	0:58.05 [6] (0:11.55)	0:46.50 [6] (0:11.63)	0:34.87 [6] (0:11.41)	0:23.46 [7] (0:11.15)	0:12.31 [6] (0:12.31)
Average Speed [km/h]	50.7	64.2	62.9	62.8	64.1	64.6	58.4
Top Speed [km/h]	63.8	64.8	63.8	63.2	65.7	66.2	61.6
Avg. Dist. to Rail [m]	4.3	2.5	2.1	2.9	2.7	4.5	3.4
Avg. Stride Freq. [Hz]	2.1	2.2	2.2	2.2	2.3	2.3	2.3
Avg. Stride Length [m]	6.7	8.0	8.0	8.0	7.9	7.6	7.2



- [ ] Ranking at each section and finish
- .-.- No data available at this section
- NA No data available



Horse/Jockey Name	Chief Artie
Final Rank	8
Fastest Section Time (Section)	0:11.20 (1200m)
Top Speed [km/h] (Section)	65.7 (1200m)
Race State	Finished



Eagle Farm QLD Professional  
Race 4: KOBAYASHI AT AQUIS BENCHMARK 65 Handicap - 1400m

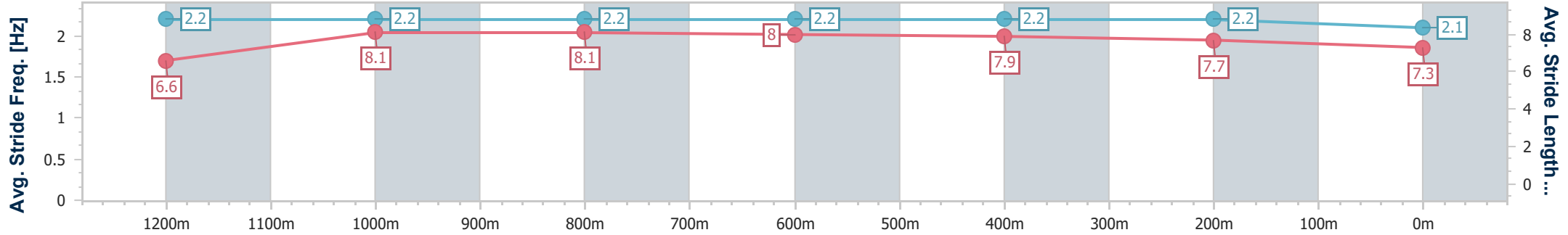
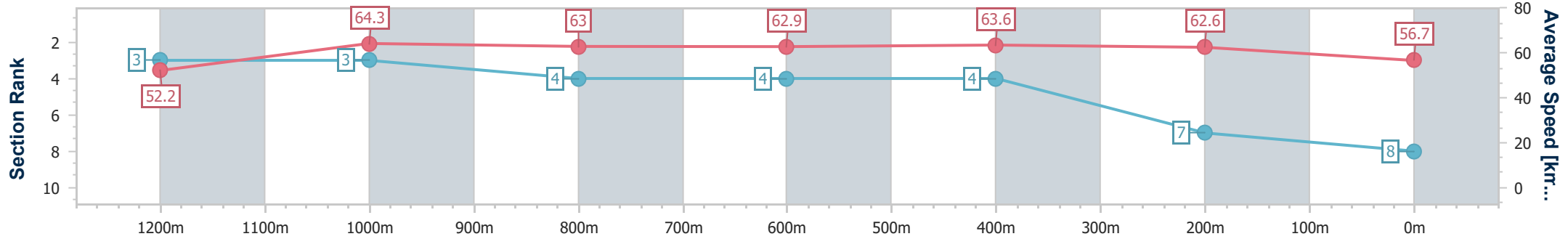
13 December 2023 - 15:24

Track Rating: Good 4, Weather: Fine, Rail Position: +7m Entire



BRISBANE RACING CLUB

Section	Overall	1200m	1000m	800m	600m	400m	200m
Section Times	1:24.00 [8] (0:13.87)	1:10.13 [3] (0:11.20)	0:58.93 [3] (0:11.63)	0:47.30 [4] (0:11.65)	0:35.65 [4] (0:11.42)	0:24.23 [4] (0:11.50)	0:12.73 [7] (0:12.73)
Average Speed [km/h]	52.2	64.3	63.0	62.9	63.6	62.6	56.7
Top Speed [km/h]	64.6	65.7	63.9	63.5	64.8	64.4	60.2
Avg. Dist. to Rail [m]	4.6	3.0	3.7	3.4	2.1	1.8	1.9
Avg. Stride Freq. [Hz]	2.2	2.2	2.2	2.2	2.2	2.2	2.1
Avg. Stride Length [m]	6.6	8.1	8.1	8.0	7.9	7.7	7.3



- [ ] Ranking at each section and finish
- .-.- No data available at this section
- NA No data available