

Track Rating: Good 4 , Weather: Fine, Rail Position: +3m Entire

Section												Last 600m	
Field Times												0:36.04	
					Overall	1200m	1000m	800m	600m	400m			
					1:19.95 (0:08.48)	1:11.47 (0:11.24)	1:00.23 (0:11.92)	0:48.31 (0:12.27)	0:36.04 (0:12.22)	0:23.82 (0:11.96)			
Rank	TAB	Horse/Jockey	Barrier	Top Speed [km/h]	Fastest Section							Distance Travelled [m]	
1	3	OZARCH Kenji Yoshida	18	64.1 1200m	0:08.83 Overall	1:19.95 [1] (0:08.83)	1:11.12 [6] (0:11.46)	0:59.66 [7] (0:11.98)	0:47.68 [7] (0:12.33)	0:35.35 [8] (0:12.07)	0:23.28 [6] (0:11.65)	0:35.35	
2	9	TSUKINO Les Tilley	15	67.7 1200m	0:09.18 Overall	1:20.24 [2] (0:09.18)	1:11.06 [9] (0:11.21)	0:59.85 [9] (0:12.00)	0:47.85 [8] (0:12.34)	0:35.51 [9] (0:12.02)	0:23.49 [7] (0:11.70)	0:35.51	-3
3	5	ASHMOLEAN Nozi Tomizawa	16	67.1 1200m	0:08.48 Overall	1:20.29 [3] (0:08.48)	1:11.81 [1] (0:11.24)	1:00.57 [1] (0:11.97)	0:48.60 [2] (0:12.27)	0:36.33 [2] (0:12.17)	0:24.16 [1] (0:11.96)	0:36.33	-7
4	6	GRANDCOEUR Karl Zechner	1	65.1 1200m	0:08.69 Overall	1:20.55 [4] (0:08.69)	1:11.86 [3] (0:11.43)	1:00.43 [6] (0:12.05)	0:48.38 [6] (0:12.41)	0:35.97 [7] (0:12.26)	0:23.71 [9] (0:12.03)	0:35.97	-8
5	10	GERALDINE'S WISH Savannah McCann	11	67.5 1200m	0:08.88 Overall	1:20.63 [5] (0:08.88)	1:11.75 [8] (0:10.92)	1:00.83 [3] (0:12.07)	0:48.76 [4] (0:12.28)	0:36.48 [3] (0:12.23)	0:24.25 [3] (0:11.96)	0:36.48	-1
6	12	BOVIDAE Chris Whiteley	8	65.8 1200m	0:08.78 Overall	1:20.75 [6] (0:08.78)	1:11.97 [4] (0:11.22)	1:00.75 [5] (0:11.98)	0:48.77 [5] (0:12.36)	0:36.41 [5] (0:12.26)	0:24.15 [5] (0:12.08)	0:36.41	-3
7	7	LOVE ON DISPLAY Georgina Cartwright	7	67.9 1200m	0:08.66 Overall	1:20.79 [7] (0:08.66)	1:12.13 [2] (0:11.08)	1:01.05 [2] (0:11.90)	0:49.15 [1] (0:12.27)	0:36.88 [1] (0:12.28)	0:24.60 [2] (0:12.26)	0:36.88	-2
8	2	LITTLE RED POWER Wanderson D'Avila	2	66.8 1200m	0:08.86 Overall	1:20.93 [8] (0:08.86)	1:12.07 [7] (0:11.12)	1:00.95 [4] (0:11.88)	0:49.07 [3] (0:12.41)	0:36.66 [4] (0:12.33)	0:24.33 [4] (0:12.10)	0:36.66	-5
9	11	BRIGHT FLAMES Rhiannon Payne	5	63.5 1200m	0:08.78 Overall	1:21.69 [9] (0:08.78)	1:12.91 [5] (0:11.60)	1:01.31 [8] (0:12.21)	0:49.10 [10] (0:12.21)	0:36.89 [10] (0:12.30)	0:24.59 [10] (0:12.24)	0:36.89	-2
10	8	OBSIDIAN ROSE Luke Miller	12	65.9 1200m	0:09.32 Overall	1:22.40 [10] (0:09.32)	1:13.08 [10] (0:11.31)	1:01.77 [10] (0:11.85)	0:49.92 [9] (0:12.10)	0:37.82 [6] (0:12.24)	0:25.58 [8] (0:12.71)	0:37.82	+3

Scratched: Severine (#13), With Respect (#15), Heroic Desire (#18), Lost My Nightie (#14), Backpacker (#1), Ready For Vegas (#4), Sphercraaft (#17), Born Fearless (#16)



Toowoomba QLD Professional

Race 4: HANNAS TOOWOOMBA Maiden Plate - 1300m

09 December 2023 - 19:04



Track Rating: Good 4 , Weather: Fine, Rail Position: +3m Entire

Section							200m			Last 600m
Field Times							0:11.86			0:36.04
Rank	TAB	Horse/Jockey	Barrier	Top Speed [km/h]	Fastest Section	Margin				Distance Travelled [m]
1	3	OZARCH Kenji Yoshida	18	64.1 1200m	0:08.83 Overall	0:11.63 [2] (0:11.63)	1:19.95		0:35.35	
2	9	TSUKINO Les Tilley	15	67.7 1200m	0:09.18 Overall	0:11.79 [5] (0:11.79)	1.5L		0:35.51	-3
3	5	ASHMOLEAN Nozi Tomizawa	16	67.1 1200m	0:08.48 Overall	0:12.20 [1] (0:12.20)	1.7L		0:36.33	-7
4	6	GRANDCOEUR Karl Zechner	1	65.1 1200m	0:08.69 Overall	0:11.68 [8] (0:11.68)	3.2L		0:35.97	-8
5	10	GERALDINE'S WISH Savannah McCann	11	67.5 1200m	0:08.88 Overall	0:12.29 [3] (0:12.29)	3.6L		0:36.48	-1
6	12	BOVIDAE Chris Whiteley	8	65.8 1200m	0:08.78 Overall	0:12.07 [6] (0:12.07)	4.1L		0:36.41	-3
7	7	LOVE ON DISPLAY Georgina Cartwright	7	67.9 1200m	0:08.66 Overall	0:12.34 [4] (0:12.34)	4.3L		0:36.88	-2
8	2	LITTLE RED POWER Wanderson D'Avila	2	66.8 1200m	0:08.86 Overall	0:12.23 [7] (0:12.23)	5.1L		0:36.66	-5
9	11	BRIGHT FLAMES Rhiannon Payne	5	63.5 1200m	0:08.78 Overall	0:12.35 [9] (0:12.35)	9.4L		0:36.89	-2
10	8	OBSIDIAN ROSE Luke Miller	12	65.9 1200m	0:09.32 Overall	0:12.87 [10] (0:12.87)	13.4L		0:37.82	+3

Scratched: Severine (#13), With Respect (#15), Heroic Desire (#18), Lost My Nightie (#14), Backpacker (#1), Ready For Vegas (#4), Sphercraaft (#17), Born Fearless (#16)

[] Ranking at each section and finish
 -:-:- No data available at this section
 NA No data available

SCN Saddle cloth number
 DNF Did not finish
 DNT Did not track



Horse/Jockey Name	Ozarch
Final Rank	1
Fastest Section Time (Section)	0:08.83 (Overall)
Top Speed [km/h] (Section)	64.1 (1200m)
Race State	Finished



Toowoomba QLD Professional

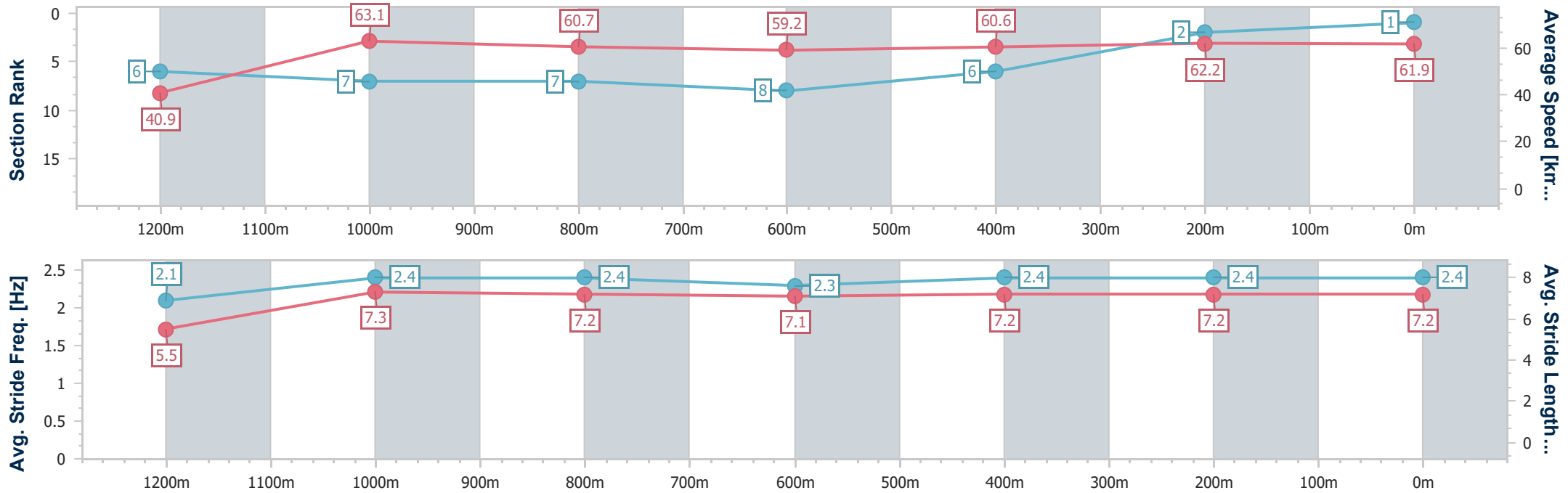
Race 4: HANNAS TOOWOOMBA Maiden Plate - 1300m

09 December 2023 - 19:04



Track Rating: Good 4 , Weather: Fine, Rail Position: +3m Entire

Section	Overall	1200m	1000m	800m	600m	400m	200m
Section Times	1:19.95 [1] (0:08.83)	1:11.12 [6] (0:11.46)	0:59.66 [7] (0:11.98)	0:47.68 [7] (0:12.33)	0:35.35 [8] (0:12.07)	0:23.28 [6] (0:11.65)	0:11.63 [2]
Average Speed [km/h]	40.9	63.1	60.7	59.2	60.6	62.2	61.9
Top Speed [km/h]	60.2	64.1	63.3	60.6	61.5	63.3	63.6
Avg. Dist. to Rail [m]	10.2	4.3	2.9	3.8	2.8	1.9	0.7
Avg. Stride Freq. [Hz]	2.1	2.4	2.4	2.3	2.4	2.4	2.4
Avg. Stride Length [m]	5.5	7.3	7.2	7.1	7.2	7.2	7.2



- [] Ranking at each section and finish
- .-.-.- No data available at this section
- NA No data available



Horse/Jockey Name	Tsukino
Final Rank	2
Fastest Section Time (Section)	0:09.18 (Overall)
Top Speed [km/h] (Section)	67.7 (1200m)
Race State	Finished



Toowoomba QLD Professional

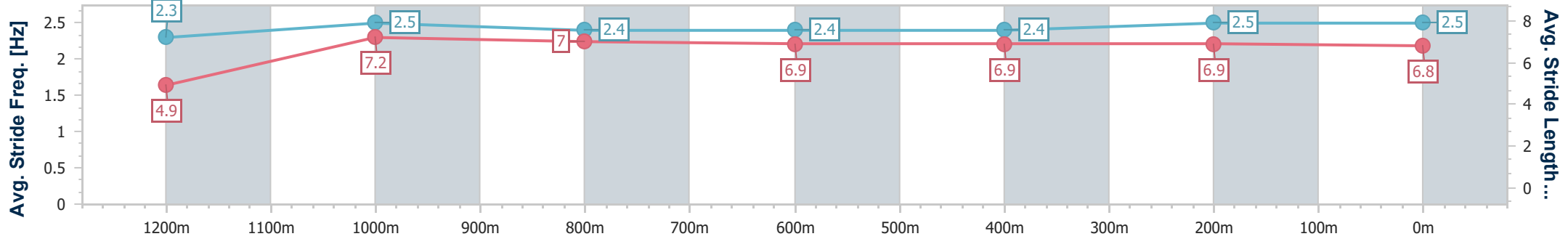
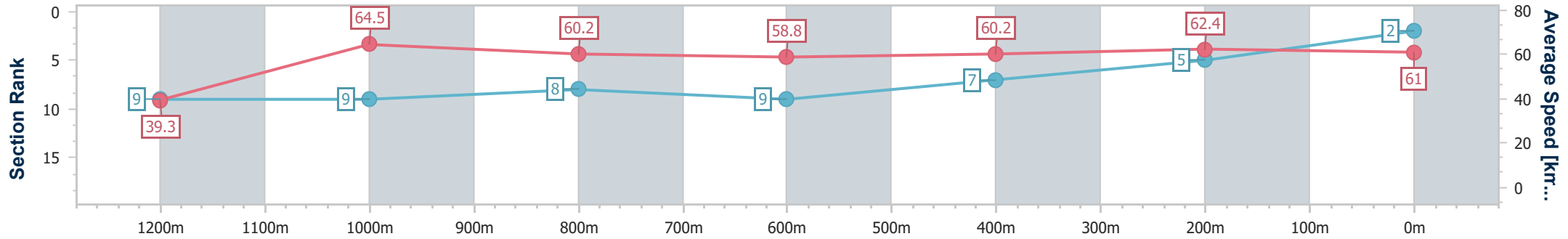
Race 4: HANNAS TOOWOOMBA Maiden Plate - 1300m

09 December 2023 - 19:04



Track Rating: Good 4 , Weather: Fine, Rail Position: +3m Entire

Section	Overall	1200m	1000m	800m	600m	400m	200m
Section Times	1:20.24 [2] (0:09.18)	1:11.06 [9] (0:11.21)	0:59.85 [9] (0:12.00)	0:47.85 [8] (0:12.34)	0:35.51 [9] (0:12.02)	0:23.49 [7] (0:11.70)	0:11.79 [5] (0:11.79)
Average Speed [km/h]	39.3	64.5	60.2	58.8	60.2	62.4	61.0
Top Speed [km/h]	58.7	67.7	63.5	60.2	61.1	63.6	62.8
Avg. Dist. to Rail [m]	8.4	1.3	0.9	1.3	1.8	3.1	3.2
Avg. Stride Freq. [Hz]	2.3	2.5	2.4	2.4	2.4	2.5	2.5
Avg. Stride Length [m]	4.9	7.2	7.0	6.9	6.9	6.9	6.8



- [] Ranking at each section and finish
- .-.- No data available at this section
- NA No data available



Horse/Jockey Name	Ashmolean
Final Rank	3
Fastest Section Time (Section)	0:08.48 (Overall)
Top Speed [km/h] (Section)	67.1 (1200m)
Race State	Finished



Toowoomba QLD Professional

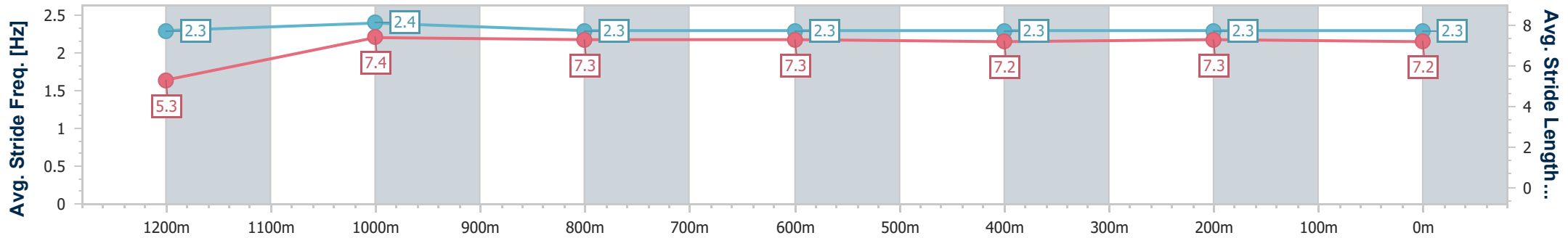
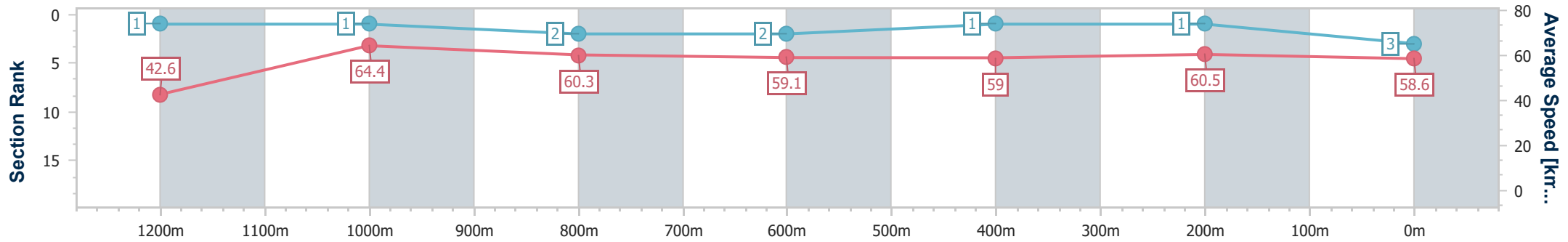
Race 4: HANNAS TOOWOOMBA Maiden Plate - 1300m

09 December 2023 - 19:04



Track Rating: Good 4 , Weather: Fine, Rail Position: +3m Entire

Section	Overall	1200m	1000m	800m	600m	400m	200m
Section Times	1:20.29 [3] (0:08.48)	1:11.81 [1] (0:11.24)	1:00.57 [1] (0:11.97)	0:48.60 [2] (0:12.27)	0:36.33 [2] (0:12.17)	0:24.16 [1] (0:11.96)	0:12.20 [1] (0:12.20)
Average Speed [km/h]	42.6	64.4	60.3	59.1	59.0	60.5	58.6
Top Speed [km/h]	65.1	67.1	62.7	60.0	60.1	61.4	60.3
Avg. Dist. to Rail [m]	10.5	1.6	1.1	1.1	0.5	0.5	0.4
Avg. Stride Freq. [Hz]	2.3	2.4	2.3	2.3	2.3	2.3	2.3
Avg. Stride Length [m]	5.3	7.4	7.3	7.3	7.2	7.3	7.2



- [] Ranking at each section and finish
- .-.- No data available at this section
- NA No data available



Horse/Jockey Name	Grandcoeur
Final Rank	4
Fastest Section Time (Section)	0:08.69 (Overall)
Top Speed [km/h] (Section)	65.1 (1200m)
Race State	Finished



Toowoomba QLD Professional

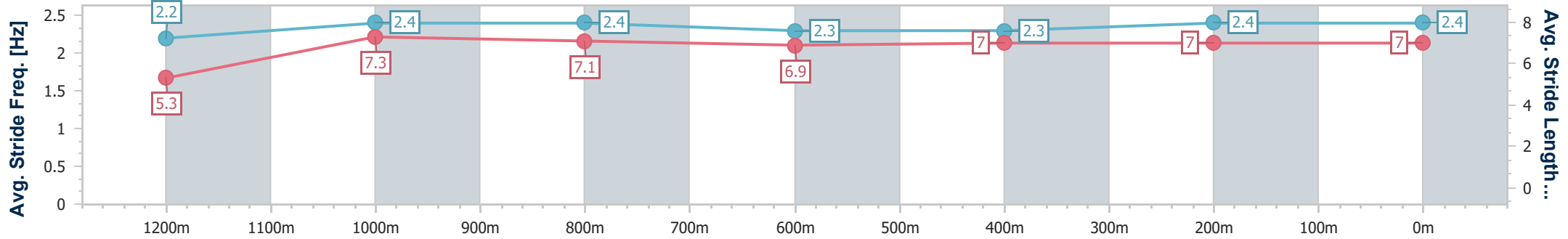
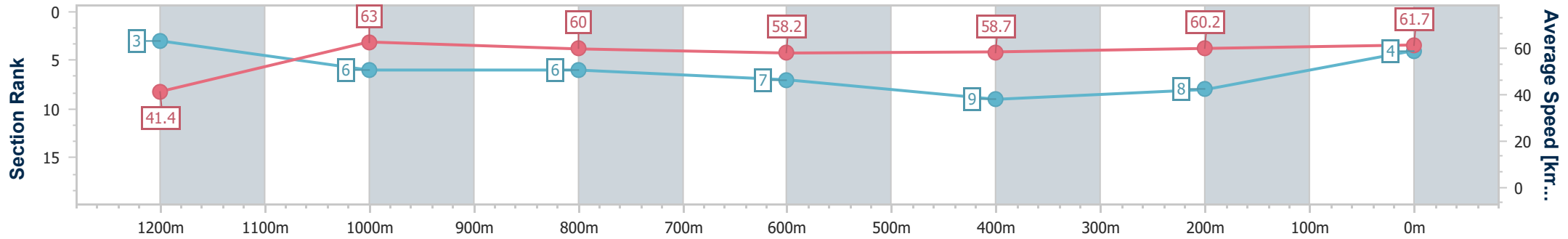
Race 4: HANNAS TOOWOOMBA Maiden Plate - 1300m

09 December 2023 - 19:04



Track Rating: Good 4 , Weather: Fine, Rail Position: +3m Entire

Section	Overall	1200m	1000m	800m	600m	400m	200m
Section Times	1:20.55 [4] (0:08.69)	1:11.86 [3] (0:11.43)	1:00.43 [6] (0:12.05)	0:48.38 [6] (0:12.41)	0:35.97 [7] (0:12.26)	0:23.71 [9] (0:12.03)	0:11.68 [8]
Average Speed [km/h]	41.4	63.0	60.0	58.2	58.7	60.2	61.7
Top Speed [km/h]	60.4	65.1	61.5	59.5	60.3	61.3	62.6
Avg. Dist. to Rail [m]	5.8	2.2	0.8	1.0	0.3	1.7	2.1
Avg. Stride Freq. [Hz]	2.2	2.4	2.4	2.3	2.3	2.4	2.4
Avg. Stride Length [m]	5.3	7.3	7.1	6.9	7.0	7.0	7.0



- [] Ranking at each section and finish
- .-.- No data available at this section
- NA No data available



Horse/Jockey Name	Geraldine's Wish
Final Rank	5
Fastest Section Time (Section)	0:08.88 (Overall)
Top Speed [km/h] (Section)	67.5 (1200m)
Race State	Finished



Toowoomba QLD Professional

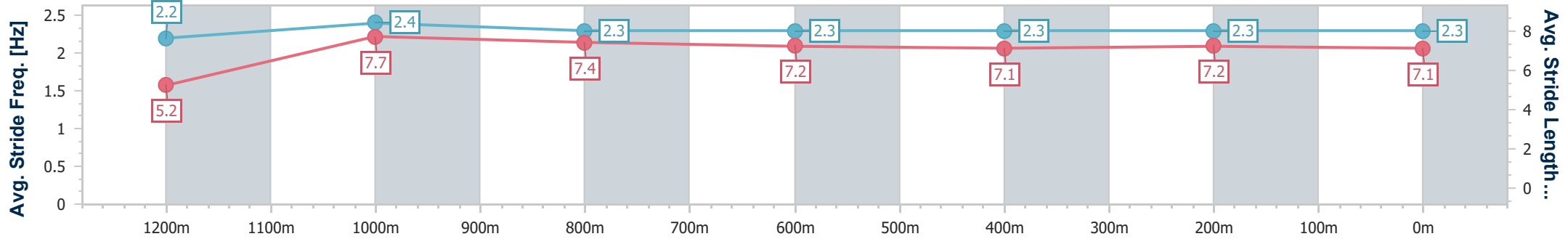
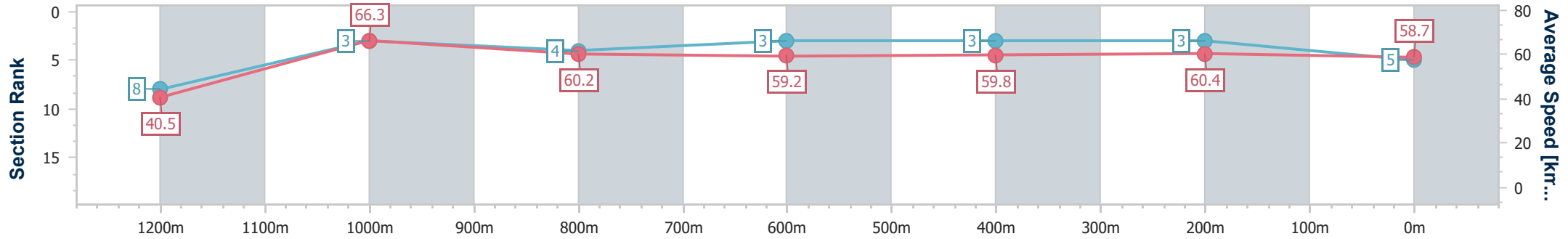
Race 4: HANNAS TOOWOOMBA Maiden Plate - 1300m

09 December 2023 - 19:04



Track Rating: Good 4 , Weather: Fine, Rail Position: +3m Entire

Section	Overall	1200m	1000m	800m	600m	400m	200m
Section Times	1:20.63 [5] (0:08.88)	1:11.75 [8] (0:10.92)	1:00.83 [3] (0:12.07)	0:48.76 [4] (0:12.28)	0:36.48 [3] (0:12.23)	0:24.25 [3] (0:11.96)	0:12.29 [3] (0:12.29)
Average Speed [km/h]	40.5	66.3	60.2	59.2	59.8	60.4	58.7
Top Speed [km/h]	63.9	67.5	63.2	60.2	60.5	61.3	60.7
Avg. Dist. to Rail [m]	8.9	4.6	3.2	3.1	2.8	1.0	0.3
Avg. Stride Freq. [Hz]	2.2	2.4	2.3	2.3	2.3	2.3	2.3
Avg. Stride Length [m]	5.2	7.7	7.4	7.2	7.1	7.2	7.1



- [] Ranking at each section and finish
- .-.- No data available at this section
- NA No data available



Horse/Jockey Name	Bovidae
Final Rank	6
Fastest Section Time (Section)	0:08.78 (Overall)
Top Speed [km/h] (Section)	65.8 (1200m)
Race State	Finished



Toowoomba QLD Professional

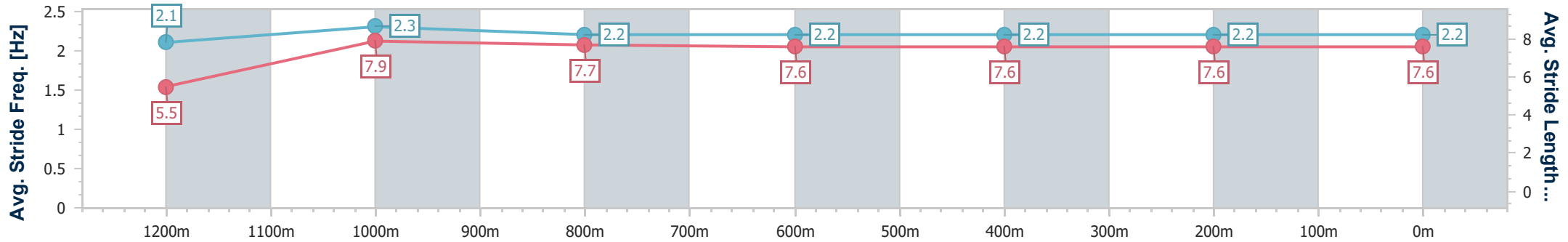
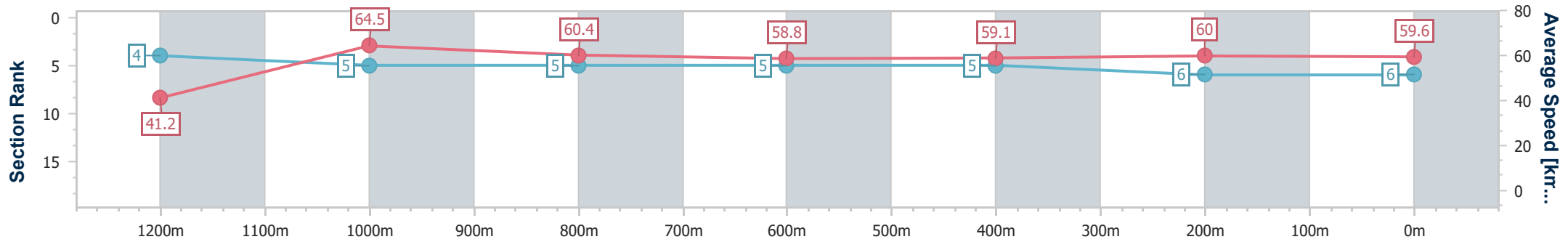
Race 4: HANNAS TOOWOOMBA Maiden Plate - 1300m

09 December 2023 - 19:04

Track Rating: Good 4 , Weather: Fine, Rail Position: +3m Entire



Section	Overall	1200m	1000m	800m	600m	400m	200m
Section Times	1:20.75 [6] (0:08.78)	1:11.97 [4] (0:11.22)	1:00.75 [5] (0:11.98)	0:48.77 [5] (0:12.36)	0:36.41 [5] (0:12.26)	0:24.15 [5] (0:12.08)	0:12.07 [6] (0:12.07)
Average Speed [km/h]	41.2	64.5	60.4	58.8	59.1	60.0	59.6
Top Speed [km/h]	61.5	65.8	62.8	59.8	59.9	61.5	61.1
Avg. Dist. to Rail [m]	7.9	3.5	2.5	1.9	1.5	1.5	1.9
Avg. Stride Freq. [Hz]	2.1	2.3	2.2	2.2	2.2	2.2	2.2
Avg. Stride Length [m]	5.5	7.9	7.7	7.6	7.6	7.6	7.6



- [] Ranking at each section and finish
- .-.- No data available at this section
- NA No data available



Horse/Jockey Name	Love On Display
Final Rank	7
Fastest Section Time (Section)	0:08.66 (Overall)
Top Speed [km/h] (Section)	67.9 (1200m)
Race State	Finished



Toowoomba QLD Professional

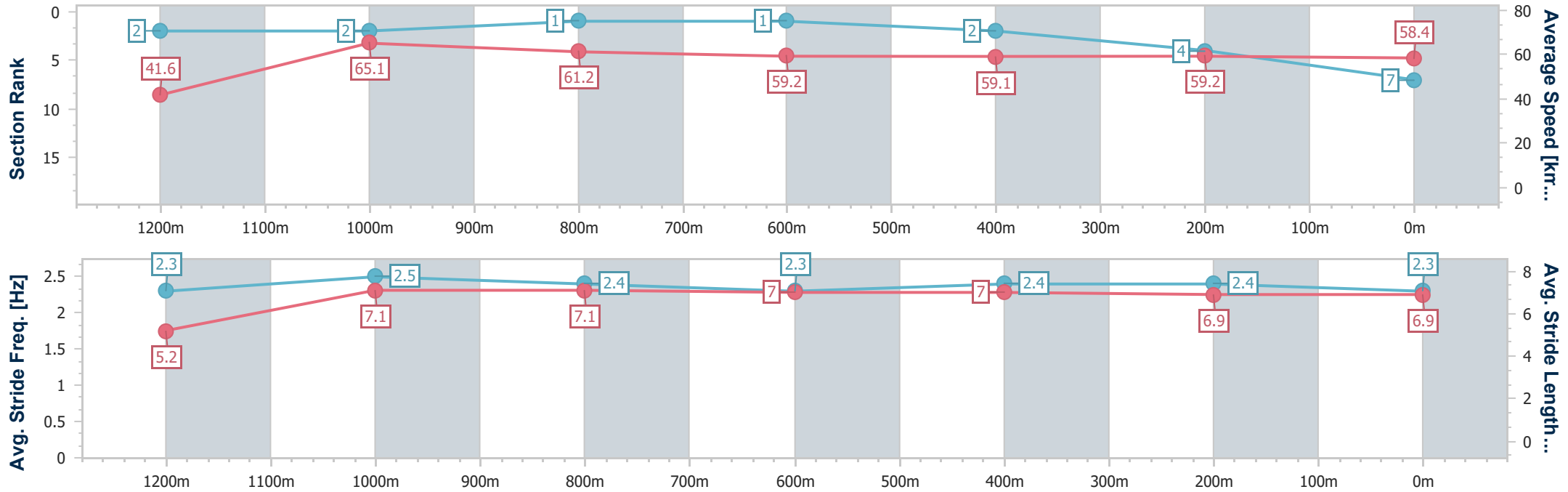
Race 4: HANNAS TOWOOMBA Maiden Plate - 1300m

09 December 2023 - 19:04



Track Rating: Good 4 , Weather: Fine, Rail Position: +3m Entire

Section	Overall	1200m	1000m	800m	600m	400m	200m
Section Times	1:20.79 [7] (0:08.66)	1:12.13 [2] (0:11.08)	1:01.05 [2] (0:11.90)	0:49.15 [1] (0:12.27)	0:36.88 [1] (0:12.28)	0:24.60 [2] (0:12.26)	0:12.34 [4] (0:12.34)
Average Speed [km/h]	41.6	65.1	61.2	59.2	59.1	59.2	58.4
Top Speed [km/h]	62.6	67.9	63.8	60.3	59.7	60.0	59.9
Avg. Dist. to Rail [m]	5.9	1.1	2.3	2.6	1.6	2.1	0.6
Avg. Stride Freq. [Hz]	2.3	2.5	2.4	2.3	2.4	2.4	2.3
Avg. Stride Length [m]	5.2	7.1	7.1	7.0	7.0	6.9	6.9



- [] Ranking at each section and finish
- .-.- No data available at this section
- NA No data available



Horse/Jockey Name	Little Red Power
Final Rank	8
Fastest Section Time (Section)	0:08.86 (Overall)
Top Speed [km/h] (Section)	66.8 (1200m)
Race State	Finished



Toowoomba QLD Professional

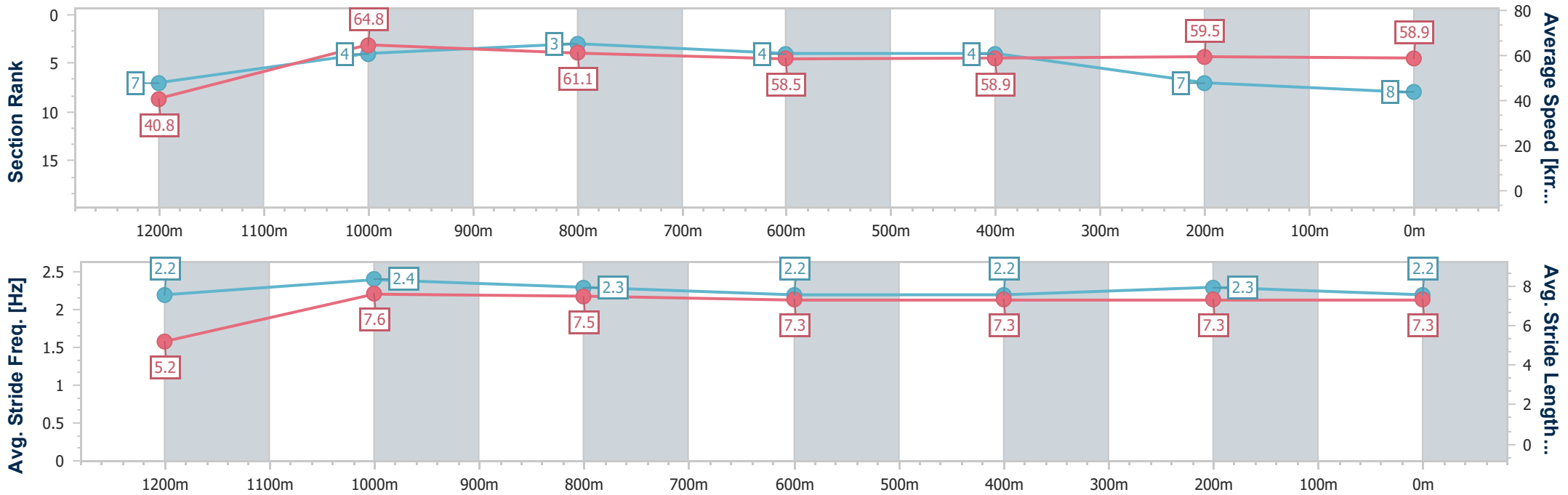
Race 4: HANNAS TOOWOOMBA Maiden Plate - 1300m

09 December 2023 - 19:04



Track Rating: Good 4 , Weather: Fine, Rail Position: +3m Entire

Section	Overall	1200m	1000m	800m	600m	400m	200m
Section Times	1:20.93 [8] (0:08.86)	1:12.07 [7] (0:11.12)	1:00.95 [4] (0:11.88)	0:49.07 [3] (0:12.41)	0:36.66 [4] (0:12.33)	0:24.33 [4] (0:12.10)	0:12.23 [7]
Average Speed [km/h]	40.8	64.8	61.1	58.5	58.9	59.5	58.9
Top Speed [km/h]	63.8	66.8	63.1	59.2	59.4	60.2	59.5
Avg. Dist. to Rail [m]	6.9	2.7	1.8	2.6	1.3	0.7	0.4
Avg. Stride Freq. [Hz]	2.2	2.4	2.3	2.2	2.2	2.3	2.2
Avg. Stride Length [m]	5.2	7.6	7.5	7.3	7.3	7.3	7.3



- [] Ranking at each section and finish
- .-.- No data available at this section
- NA No data available



Horse/Jockey Name	Bright Flames
Final Rank	9
Fastest Section Time (Section)	0:08.78 (Overall)
Top Speed [km/h] (Section)	63.5 (1200m)
Race State	Finished



Toowoomba QLD Professional

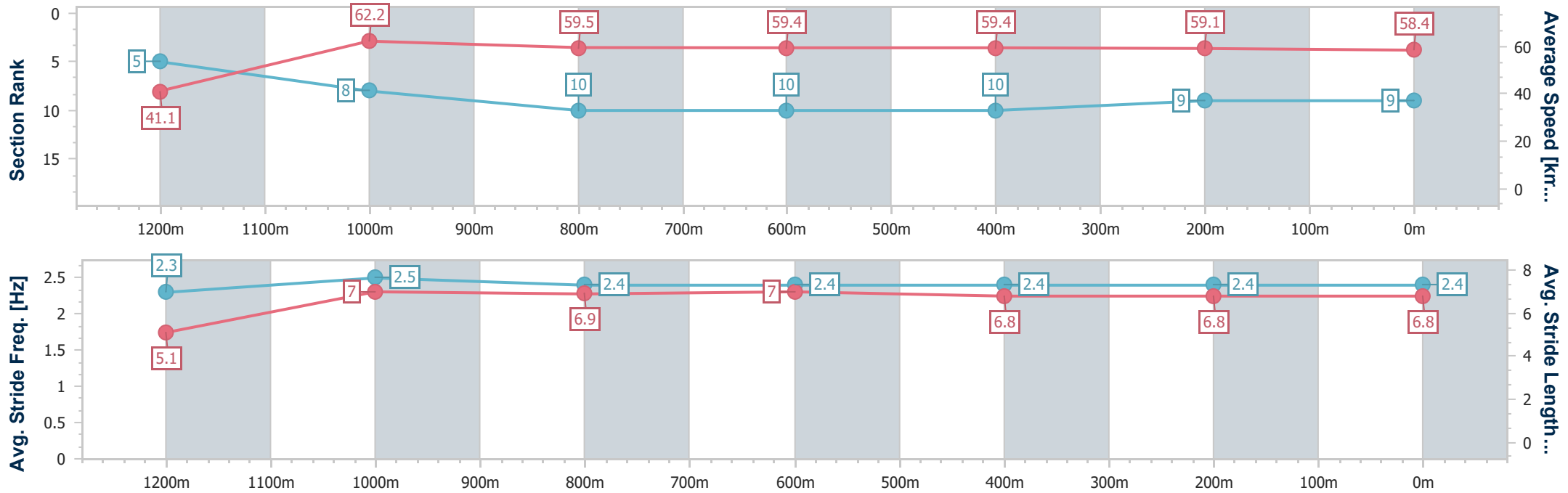
Race 4: HANNAS TOOWOOMBA Maiden Plate - 1300m

09 December 2023 - 19:04



Track Rating: Good 4 , Weather: Fine, Rail Position: +3m Entire

Section	Overall	1200m	1000m	800m	600m	400m	200m
Section Times	1:21.69 [9] (0:08.78)	1:12.91 [5] (0:11.60)	1:01.31 [8] (0:12.21)	0:49.10 [10] (0:12.21)	0:36.89 [10] (0:12.30)	0:24.59 [10] (0:12.24)	0:12.35 [9] (0:12.35)
Average Speed [km/h]	41.1	62.2	59.5	59.4	59.4	59.1	58.4
Top Speed [km/h]	59.3	63.5	61.1	62.0	60.9	60.9	60.4
Avg. Dist. to Rail [m]	5.9	3.0	2.5	1.7	2.8	1.8	1.2
Avg. Stride Freq. [Hz]	2.3	2.5	2.4	2.4	2.4	2.4	2.4
Avg. Stride Length [m]	5.1	7.0	6.9	7.0	6.8	6.8	6.8



- [] Ranking at each section and finish
- .-.- No data available at this section
- NA No data available



Horse/Jockey Name	Obsidian Rose
Final Rank	10
Fastest Section Time (Section)	0:09.32 (Overall)
Top Speed [km/h] (Section)	65.9 (1200m)
Race State	Finished



Toowoomba QLD Professional

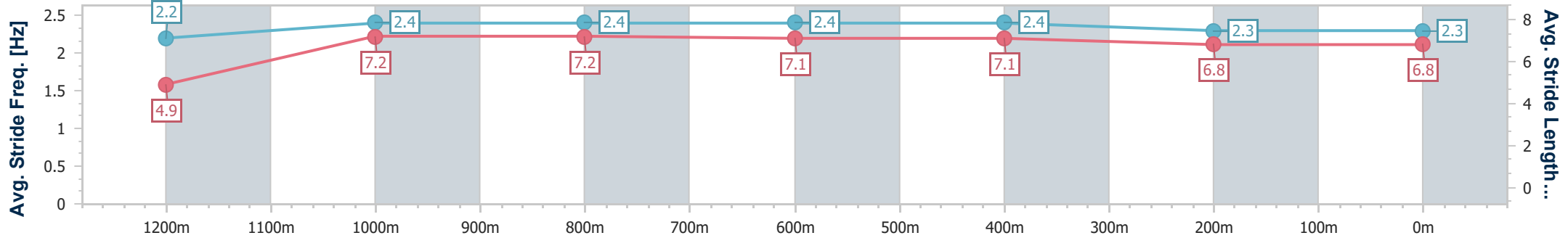
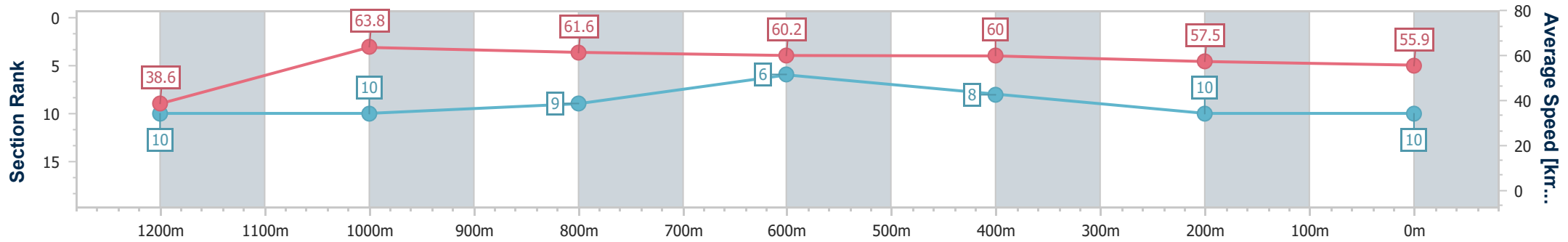
Race 4: HANNAS TOOWOOMBA Maiden Plate - 1300m

09 December 2023 - 19:04



Track Rating: Good 4 , Weather: Fine, Rail Position: +3m Entire

Section	Overall	1200m	1000m	800m	600m	400m	200m
Section Times	1:22.40 [10] (0:09.32)	1:13.08 [10] (0:11.31)	1:01.77 [10] (0:11.85)	0:49.92 [9] (0:12.10)	0:37.82 [6] (0:12.24)	0:25.58 [8] (0:12.71)	0:12.87 [10] (0:12.87)
Average Speed [km/h]	38.6	63.8	61.6	60.2	60.0	57.5	55.9
Top Speed [km/h]	61.3	65.9	63.9	63.1	62.3	58.6	58.2
Avg. Dist. to Rail [m]	9.0	3.8	3.1	3.7	4.1	4.6	4.8
Avg. Stride Freq. [Hz]	2.2	2.4	2.4	2.4	2.4	2.3	2.3
Avg. Stride Length [m]	4.9	7.2	7.2	7.1	7.1	6.8	6.8



- [] Ranking at each section and finish
- .-.- No data available at this section
- NA No data available