



# Eagle Farm QLD Professional

## Race 10: BRC MEMBERSHIP PLUS BENCHMARK 70 Handicap - 1500m

09 December 2023 - 17:44



BRISBANE  
RACING CLUB

Track Rating: Good 4, Weather: Fine, Rail Position: True

Section		Field Times												
Overall	1400m	1200m	1000m	800m	600m	400m	Last 600m							
1:30.15 (0:08.42)	1:21.73 (0:10.70)	1:11.03 (0:10.89)	1:00.14 (0:11.45)	0:48.69 (0:12.02)	0:36.67 (0:12.37)	0:24.30 (0:11.75)	0:36.67							
Rank	TAB	Horse/Jockey	Barrier	Top Speed [km/h]	Fastest Section								Distance Travelled [m]	
1	23	<b>BRAVE MASO</b> Bailey Wheeler	6	67.6 1400m	0:08.51 Overall	1:30.15 [1] (0:08.51)	1:21.64 [4] (0:11.04)	1:10.60 [7] (0:11.04)	0:59.56 [6] (0:11.52)	0:48.04 [6] (0:11.82)	0:36.22 [6] (0:12.00)	0:24.22 [4] (0:11.72)	0:36.22	
2	12	<b>BULLION BOY</b> Michael Murphy	9	67.9 1400m	0:08.43 Overall	1:30.16 [2] (0:08.43)	1:21.73 [2] (0:10.96)	1:10.77 [4] (0:11.11)	0:59.66 [5] (0:11.42)	0:48.24 [4] (0:11.84)	0:36.40 [4] (0:12.13)	0:24.27 [3] (0:11.77)	0:36.40	-3
3	9	<b>NO GOING BACK</b> Justin Huxtable	4	68.1 1400m	0:08.43 Overall	1:30.22 [3] (0:08.43)	1:21.79 [3] (0:11.07)	1:10.72 [6] (0:11.22)	0:59.50 [7] (0:11.51)	0:47.99 [7] (0:11.82)	0:36.17 [7] (0:12.01)	0:24.16 [6] (0:11.54)	0:36.17	-4
4	18	<b>TUHINGA</b> Jaden Lloyd	7	66.6 1200m	0:08.53 Overall	1:30.29 [4] (0:08.53)	1:21.76 [6] (0:11.19)	1:10.57 [8] (0:11.16)	0:59.41 [8] (0:11.55)	0:47.86 [9] (0:11.71)	0:36.15 [9] (0:11.96)	0:24.19 [7] (0:11.71)	0:36.15	-4
5	21	<b>COLLEAGUES</b> Ryan Maloney	8	65.1 1400m	0:08.75 Overall	1:30.33 [5] (0:08.75)	1:21.58 [11] (0:11.49)	1:10.09 [12] (0:11.33)	0:58.76 [12] (0:11.52)	0:47.24 [12] (0:11.52)	0:35.72 [12] (0:11.83)	0:23.89 [12] (0:11.57)	0:35.72	+2
6	5	<b>EVOCATOR</b> Martin Harley	1	67.3 1400m	0:08.71 Overall	1:30.33 [6] (0:08.71)	1:21.62 [10] (0:11.02)	1:10.60 [9] (0:11.25)	0:59.35 [9] (0:11.36)	0:47.99 [8] (0:11.79)	0:36.20 [8] (0:12.02)	0:24.18 [9] (0:11.78)	0:36.20	-5
7	6	<b>KORUTO</b> Jake Molloy	3	65.3 1400m	0:08.83 Overall	1:30.56 [7] (0:08.83)	1:21.73 [12] (0:11.46)	1:10.27 [13] (0:11.28)	0:58.99 [13] (0:11.62)	0:47.37 [13] (0:11.54)	0:35.83 [13] (0:11.73)	0:24.10 [13] (0:11.72)	0:35.83	+0
8	16	<b>ARTS OBJECT</b> Angela Jones	10	70.0 1400m	0:08.61 Overall	1:30.64 [8] (0:08.61)	1:22.03 [9] (0:10.62)	1:11.41 [2] (0:10.97)	1:00.44 [3] (0:11.56)	0:48.88 [3] (0:11.96)	0:36.92 [3] (0:12.13)	0:24.79 [1] (0:11.98)	0:36.92	+2
9	17	<b>GUTS 'N' GLORY</b> Michael Rodd	2	65.0 1400m	0:08.60 Overall	1:30.78 [9] (0:08.60)	1:22.18 [8] (0:11.43)	1:10.75 [10] (0:11.30)	0:59.45 [10] (0:11.50)	0:47.95 [11] (0:11.58)	0:36.37 [11] (0:11.87)	0:24.50 [11] (0:11.81)	0:36.37	+3
10	24	<b>MARTEDI</b> Sean Cormack	12	66.0 1400m	0:08.88 Overall	1:30.90 [10] (0:08.88)	1:22.02 [13] (0:11.22)	1:10.80 [11] (0:11.24)	0:59.56 [11] (0:11.41)	0:48.15 [10] (0:11.47)	0:36.68 [10] (0:11.95)	0:24.73 [10] (0:11.89)	0:36.68	+0

Scratched: Sacred Mission (#19), Moktaffy (#20), Chasing Jackley (#4), Kaiberry (#1), Deep Tempest (#10), Ain't He Grand (#11), Fleur Du Monde (#15), Launch Pad (#7), Blakmax (#8)

[ ] Ranking at each section and finish  
-:--:- No data available at this section  
NA No data available

SCN Saddle cloth number  
DNF Did not finish  
DNT Did not track



# Eagle Farm QLD Professional

## Race 10: BRC MEMBERSHIP PLUS BENCHMARK 70 Handicap - 1500m

09 December 2023 - 17:44



BRISBANE  
RACING CLUB

Track Rating: Good 4, Weather: Fine, Rail Position: True

Section	Overall	1400m	1200m	1000m	800m	600m	400m	Last 600m						
Field Times	1:30.15 (0:08.42)	1:21.73 (0:10.70)	1:11.03 (0:10.89)	1:00.14 (0:11.45)	0:48.69 (0:12.02)	0:36.67 (0:12.37)	0:24.30 (0:11.75)	0:36.67						
Rank	TAB	Horse/Jockey	Barrier	Top Speed [km/h]	Fastest Section									Distance Travelled [m]
11	13	<b>SEMAPHORE GIRL</b> Mark Du Plessis	18	64.2 1400m	0:09.06 Overall	1:31.04 [11] (0:09.06)	1:21.98 [14] (0:11.54)	1:10.44 [14] (0:11.32)	0:59.12 [14] (0:11.49)	0:47.63 [14] (0:11.46)	0:36.17 [14] (0:11.70)	0:24.47 [14] (0:11.79)	0:36.17	+0
12	14	<b>TYRESA</b> Cejay Graham	15	65.2 800m	0:09.23 Overall	1:31.86 [12] (0:09.23)	1:22.63 [15] (0:11.60)	1:11.03 [15] (0:11.25)	0:59.78 [15] (0:11.50)	0:48.28 [15] (0:11.30)	0:36.98 [15] (0:11.84)	0:25.14 [15] (0:12.00)	0:36.98	+4
13	2	<b>CLYDE</b> Marnu Potgieter	11	67.1 1400m	0:08.42 Overall	1:31.97 [13] (0:08.42)	1:23.55 [1] (0:11.03)	1:12.52 [5] (0:11.01)	1:01.51 [4] (0:11.62)	0:49.89 [5] (0:11.83)	0:38.06 [5] (0:12.08)	0:25.98 [5] (0:12.40)	0:38.06	+3
14	22	<b>STAR SEEKER</b> Samantha Collett	20	69.7 1400m	0:08.56 Overall	1:32.87 [14] (0:08.56)	1:24.31 [7] (0:10.70)	1:13.61 [3] (0:10.82)	1:02.79 [2] (0:11.45)	0:51.34 [2] (0:11.96)	0:39.38 [2] (0:12.39)	0:26.99 [2] (0:12.55)	0:39.38	+2
15	3	<b>DUKE OF BUCKINGHAM</b> Melea Castle	13	70.3 1400m	0:08.53 Overall	1:36.05 [15] (0:08.53)	1:27.52 [5] (0:10.59)	1:16.93 [1] (0:10.89)	1:06.04 [1] (0:11.45)	0:54.59 [1] (0:12.02)	0:42.57 [1] (0:12.66)	0:29.91 [8] (0:13.69)	0:42.57	-6

Scratched: Sacred Mission (#19), Moktaffy (#20), Chasing Jackley (#4), Kaiberry (#1), Deep Tempest (#10), Ain't He Grand (#11), Fleur Du Monde (#15), Launch Pad (#7), Blakmax (#8)

[ ] Ranking at each section and finish  
 -:-:-:- No data available at this section  
 NA No data available

SCN Saddle cloth number  
 DNF Did not finish  
 DNT Did not track



# Eagle Farm QLD Professional

## Race 10: BRC MEMBERSHIP PLUS BENCHMARK 70 Handicap - 1500m

09 December 2023 - 17:44



BRISBANE  
RACING CLUB

Track Rating: Good 4, Weather: Fine, Rail Position: True

Section							200m			Last 600m
Field Times							0:12.55			0:36.67
Rank	TAB	Horse/Jockey	Barrier	Top Speed [km/h]	Fastest Section	Margin				Distance Travelled [m]
1	23	<b>BRAVE MASO</b> Bailey Wheeler	6	67.6 1400m	0:08.51 Overall	0:12.50 [2] (0:12.50)	1:30.15		0:36.22	
2	12	<b>BULLION BOY</b> Michael Murphy	9	67.9 1400m	0:08.43 Overall	0:12.50 [3] (0:12.50)	0.08L		0:36.40	-3
3	9	<b>NO GOING BACK</b> Justin Huxtable	4	68.1 1400m	0:08.43 Overall	0:12.62 [1] (0:12.62)	0.42L		0:36.17	-4
4	18	<b>TUHINGA</b> Jaden Lloyd	7	66.6 1200m	0:08.53 Overall	0:12.48 [4] (0:12.48)	0.82L		0:36.15	-4
5	21	<b>COLLEAGUES</b> Ryan Maloney	8	65.1 1400m	0:08.75 Overall	0:12.32 [7] (0:12.32)	1.08L		0:35.72	+2
6	5	<b>EVOCATOR</b> Martin Harley	1	67.3 1400m	0:08.71 Overall	0:12.40 [6] (0:12.40)	1.1L		0:36.20	-5
7	6	<b>KORUTO</b> Jake Molloy	3	65.3 1400m	0:08.83 Overall	0:12.38 [10] (0:12.38)	2.46L		0:35.83	+0
8	16	<b>ARTS OBJECT</b> Angela Jones	10	70.0 1400m	0:08.61 Overall	0:12.81 [5] (0:12.81)	2.9L		0:36.92	+2
9	17	<b>GUTS 'N' GLORY</b> Michael Rodd	2	65.0 1400m	0:08.60 Overall	0:12.69 [9] (0:12.69)	3.72L		0:36.37	+3
10	24	<b>MARTEDI</b> Sean Cormack	12	66.0 1400m	0:08.88 Overall	0:12.84 [8] (0:12.84)	4.44L		0:36.68	+0

Scratched: Sacred Mission (#19), Moktaffy (#20), Chasing Jackley (#4), Kaiberry (#1), Deep Tempest (#10), Ain't He Grand (#11), Fleur Du Monde (#15), Launch Pad (#7), Blakmax (#8)

[ ] Ranking at each section and finish  
-:--:- No data available at this section  
NA No data available

SCN Saddle cloth number  
DNF Did not finish  
DNT Did not track



# Eagle Farm QLD Professional

## Race 10: BRC MEMBERSHIP PLUS BENCHMARK 70 Handicap - 1500m

09 December 2023 - 17:44



BRISBANE  
RACING CLUB

Track Rating: Good 4, Weather: Fine, Rail Position: True

Section				200m				Last 600m	
Field Times				0:12.55 (0:12.55)				0:36.67	
Rank	TAB	Horse/Jockey	Barrier	Top Speed [km/h]	Fastest Section	Margin			Distance Travelled [m]
11	13	<b>SEMAPHORE GIRL</b> Mark Du Plessis	18	64.2 1400m	0:09.06 Overall	0:12.68 [11] (0:12.68)	5.24L		0:36.17 +0
12	14	<b>TYRESA</b> Cejay Graham	15	65.2 800m	0:09.23 Overall	0:13.14 [14] (0:13.14)	10.11L		0:36.98 +4
13	2	<b>CLYDE</b> Marnu Potgieter	11	67.1 1400m	0:08.42 Overall	0:13.58 [12] (0:13.58)	10.76L		0:38.06 +3
14	22	<b>STAR SEEKER</b> Samantha Collett	20	69.7 1400m	0:08.56 Overall	0:14.44 [13] (0:14.44)	16.02L		0:39.38 +2
15	3	<b>DUKE OF BUCKINGHAM</b> Melea Castle	13	70.3 1400m	0:08.53 Overall	0:16.22 [15] (0:16.22)	34.71L		0:42.57 -6

Scratched: Sacred Mission (#19), Moktaffy (#20), Chasing Jackley (#4), Kaiberry (#1), Deep Tempest (#10), Ain't He Grand (#11), Fleur Du Monde (#15), Launch Pad (#7), Blakmax (#8)



Horse/Jockey Name	Brave Maso
Final Rank	1
Fastest Section Time (Section)	0:08.51 (Overall)
Top Speed [km/h] (Section)	67.6 (1400m)
Race State	Finished



Eagle Farm QLD Professional  
Race 10: BRC MEMBERSHIP PLUS BENCHMARK 70 Handicap  
- 1500m

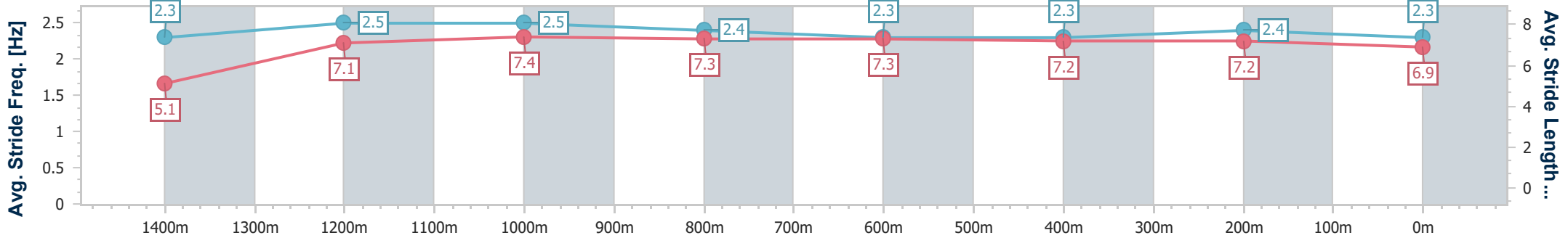
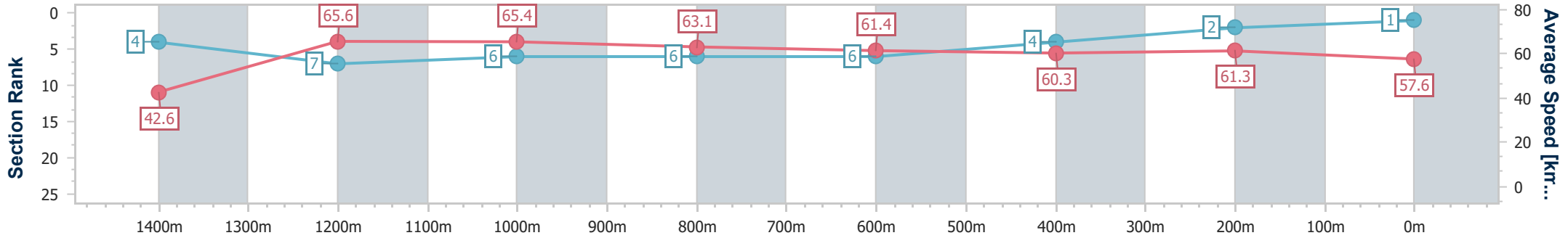


BRISBANE  
RACING CLUB

09 December 2023 - 17:44

Track Rating: Good 4, Weather: Fine, Rail Position: True

Section	Overall	1400m	1200m	1000m	800m	600m	400m	200m
Section Times	1:30.15 [1] (0:08.51)	1:21.64 [4] (0:11.04)	1:10.60 [7] (0:11.04)	0:59.56 [6] (0:11.52)	0:48.04 [6] (0:11.82)	0:36.22 [6] (0:12.00)	0:24.22 [4] (0:11.72)	0:12.50 [2] (0:12.50)
Average Speed [km/h]	42.6	65.6	65.4	63.1	61.4	60.3	61.3	57.6
Top Speed [km/h]	61.9	67.6	66.8	63.8	63.7	61.4	62.6	60.2
Avg. Dist. to Rail [m]	13.8	2.9	3.1	2.2	1.2	1.1	4.5	3.4
Avg. Stride Freq. [Hz]	2.3	2.5	2.5	2.4	2.3	2.3	2.4	2.3
Avg. Stride Length [m]	5.1	7.1	7.4	7.3	7.3	7.2	7.2	6.9



- [ ] Ranking at each section and finish
- .-.- No data available at this section
- NA No data available



Horse/Jockey Name	Bullion Boy
Final Rank	2
Fastest Section Time (Section)	0:08.43 (Overall)
Top Speed [km/h] (Section)	67.9 (1400m)
Race State	Finished



Eagle Farm QLD Professional  
Race 10: BRC MEMBERSHIP PLUS BENCHMARK 70 Handicap  
- 1500m

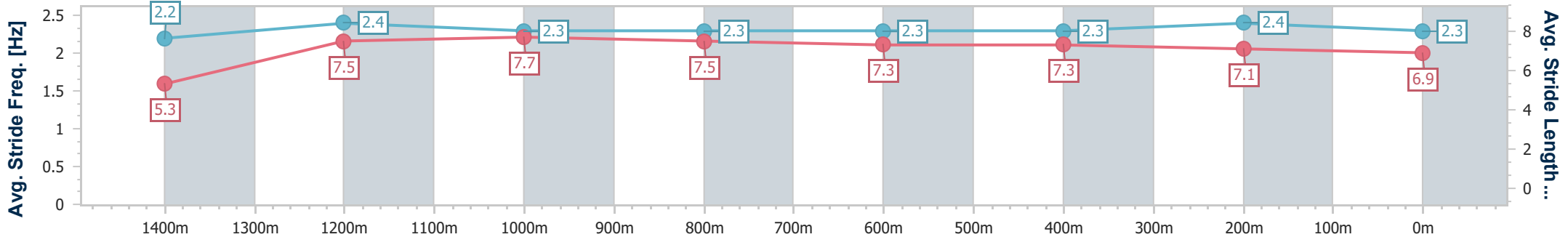
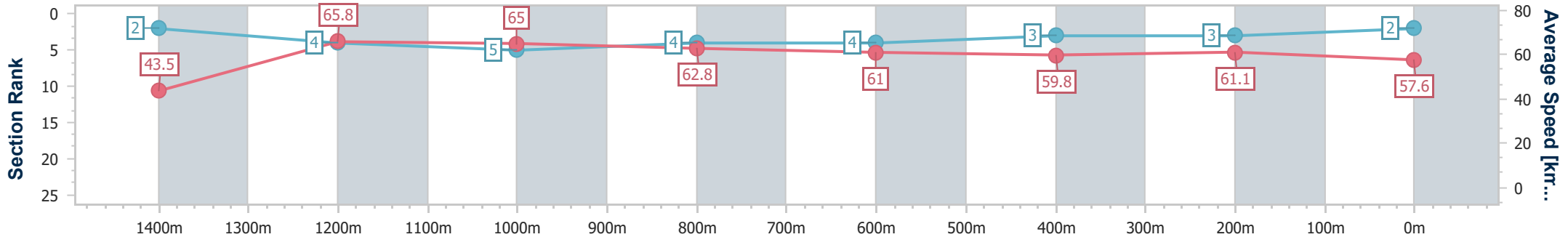


BRISBANE  
RACING CLUB

09 December 2023 - 17:44

Track Rating: Good 4, Weather: Fine, Rail Position: True

Section	Overall	1400m	1200m	1000m	800m	600m	400m	200m
Section Times	1:30.16 [2] (0:08.43)	1:21.73 [2] (0:10.96)	1:10.77 [4] (0:11.11)	0:59.66 [5] (0:11.42)	0:48.24 [4] (0:11.84)	0:36.40 [4] (0:12.13)	0:24.27 [3] (0:11.77)	0:12.50 [3] (0:12.50)
Average Speed [km/h]	43.5	65.8	65.0	62.8	61.0	59.8	61.1	57.6
Top Speed [km/h]	61.9	67.9	65.6	63.7	62.1	61.2	62.4	60.7
Avg. Dist. to Rail [m]	16.9	3.3	1.4	0.3	0.3	1.5	4.7	3.5
Avg. Stride Freq. [Hz]	2.2	2.4	2.3	2.3	2.3	2.3	2.4	2.3
Avg. Stride Length [m]	5.3	7.5	7.7	7.5	7.3	7.3	7.1	6.9



- [ ] Ranking at each section and finish
- .-.- No data available at this section
- NA No data available



Horse/Jockey Name	No Going Back
Final Rank	3
Fastest Section Time (Section)	0:08.43 (Overall)
Top Speed [km/h] (Section)	68.1 (1400m)
Race State	Finished



Eagle Farm QLD Professional  
Race 10: BRC MEMBERSHIP PLUS BENCHMARK 70 Handicap  
- 1500m

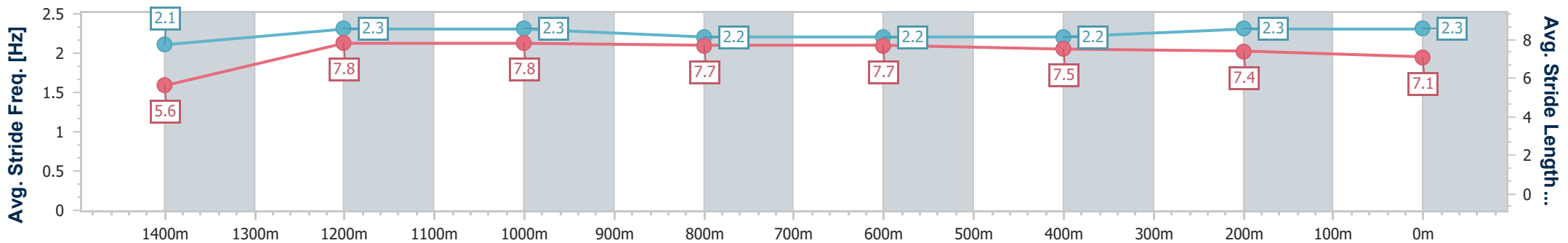
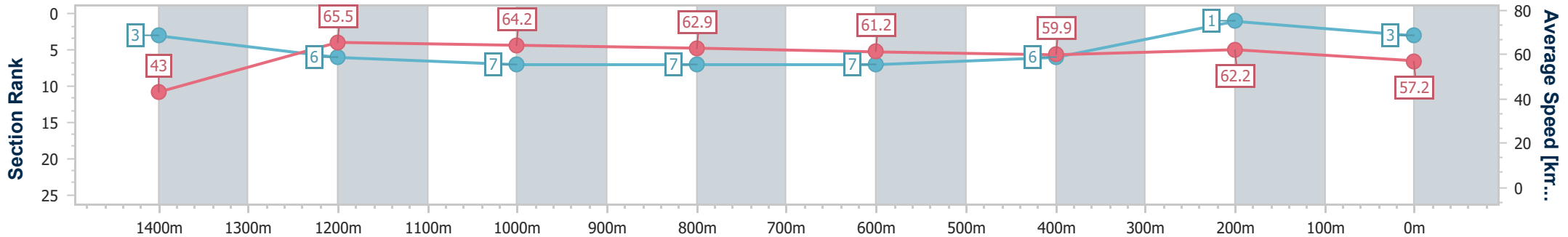


BRISBANE  
RACING CLUB

09 December 2023 - 17:44

Track Rating: Good 4, Weather: Fine, Rail Position: True

Section	Overall	1400m	1200m	1000m	800m	600m	400m	200m
Section Times	1:30.22 [3] (0:08.43)	1:21.79 [3] (0:11.07)	1:10.72 [6] (0:11.22)	0:59.50 [7] (0:11.51)	0:47.99 [7] (0:11.82)	0:36.17 [7] (0:12.01)	0:24.16 [6] (0:11.54)	0:12.62 [1] (0:12.62)
Average Speed [km/h]	43.0	65.5	64.2	62.9	61.2	59.9	62.2	57.2
Top Speed [km/h]	60.1	68.1	65.2	64.1	62.2	61.9	63.2	60.6
Avg. Dist. to Rail [m]	13.3	2.0	1.1	1.0	1.1	0.6	1.3	1.9
Avg. Stride Freq. [Hz]	2.1	2.3	2.3	2.2	2.2	2.2	2.3	2.3
Avg. Stride Length [m]	5.6	7.8	7.8	7.7	7.7	7.5	7.4	7.1



- [ ] Ranking at each section and finish
- .-.- No data available at this section
- NA No data available



Horse/Jockey Name	Tuhinga
Final Rank	4
Fastest Section Time (Section)	0:08.53 (Overall)
Top Speed [km/h] (Section)	66.6 (1200m)
Race State	Finished



Eagle Farm QLD Professional  
Race 10: BRC MEMBERSHIP PLUS BENCHMARK 70 Handicap - 1500m

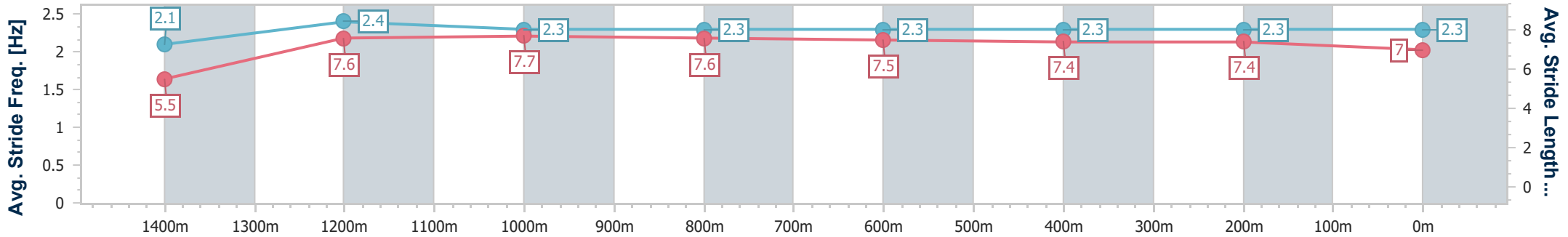
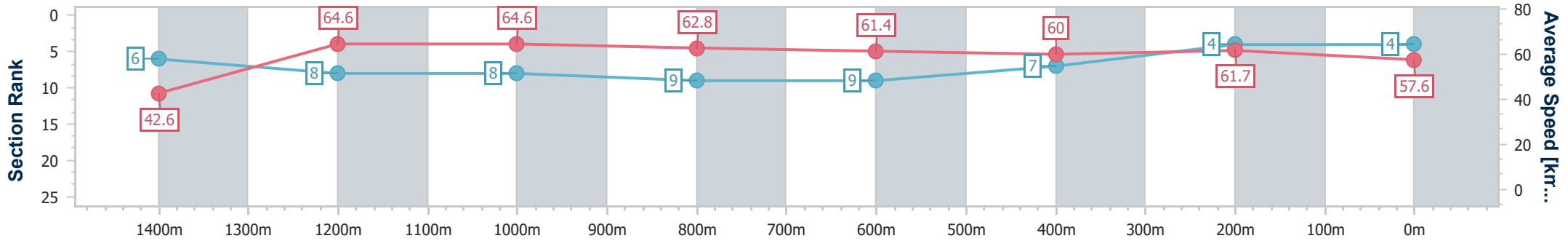


09 December 2023 - 17:44

BRISBANE RACING CLUB

Track Rating: Good 4, Weather: Fine, Rail Position: True

Section	Overall	1400m	1200m	1000m	800m	600m	400m	200m
Section Times	1:30.29 [4] (0:08.53)	1:21.76 [6] (0:11.19)	1:10.57 [8] (0:11.16)	0:59.41 [8] (0:11.55)	0:47.86 [9] (0:11.71)	0:36.15 [9] (0:11.96)	0:24.19 [7] (0:11.71)	0:12.48 [4] (0:12.48)
Average Speed [km/h]	42.6	64.6	64.6	62.8	61.4	60.0	61.7	57.6
Top Speed [km/h]	61.7	66.6	66.6	64.1	63.1	62.5	62.5	59.5
Avg. Dist. to Rail [m]	15.0	4.1	3.3	1.5	0.8	1.2	4.5	5.6
Avg. Stride Freq. [Hz]	2.1	2.4	2.3	2.3	2.3	2.3	2.3	2.3
Avg. Stride Length [m]	5.5	7.6	7.7	7.6	7.5	7.4	7.4	7.0



- [ ] Ranking at each section and finish
- .-.- No data available at this section
- NA No data available





Horse/Jockey Name	Colleagues
Final Rank	5
Fastest Section Time (Section)	0:08.75 (Overall)
Top Speed [km/h] (Section)	65.1 (1400m)
Race State	Finished



Eagle Farm QLD Professional  
Race 10: BRC MEMBERSHIP PLUS BENCHMARK 70 Handicap  
- 1500m

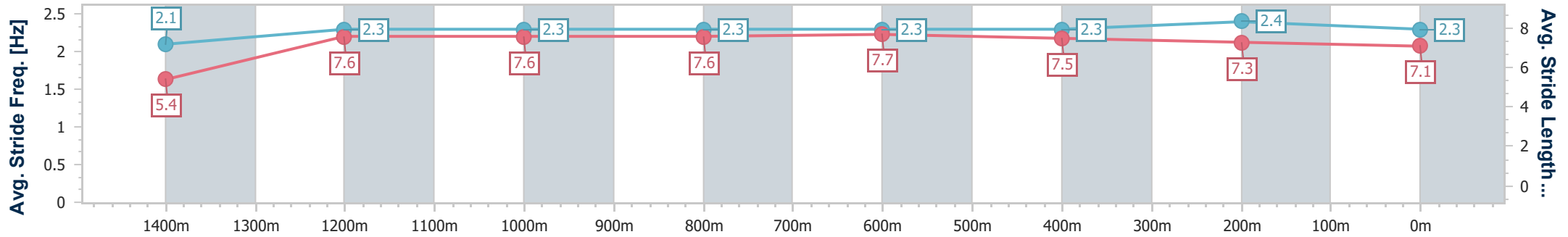
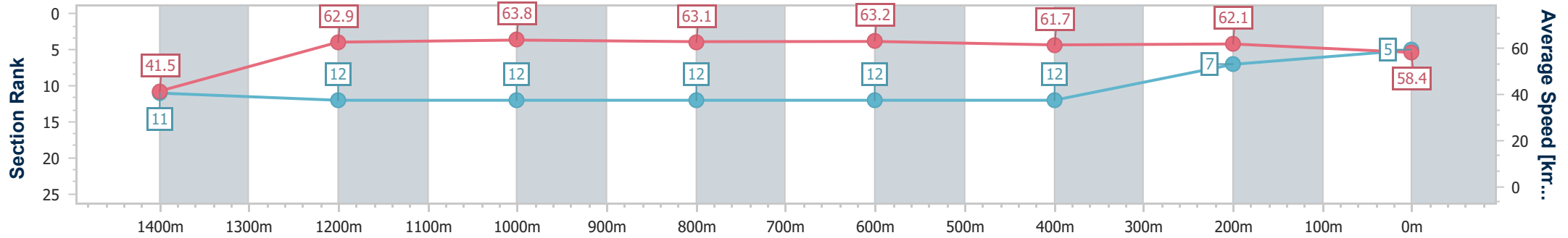


BRISBANE  
RACING CLUB

09 December 2023 - 17:44

Track Rating: Good 4, Weather: Fine, Rail Position: True

Section	Overall	1400m	1200m	1000m	800m	600m	400m	200m
Section Times	1:30.33 [5] (0:08.75)	1:21.58 [11] (0:11.49)	1:10.09 [12] (0:11.33)	0:58.76 [12] (0:11.52)	0:47.24 [12] (0:11.52)	0:35.72 [12] (0:11.83)	0:23.89 [12] (0:11.57)	0:12.32 [7] (0:12.32)
Average Speed [km/h]	41.5	62.9	63.8	63.1	63.2	61.7	62.1	58.4
Top Speed [km/h]	58.5	65.1	64.2	64.3	63.9	63.5	62.9	61.3
Avg. Dist. to Rail [m]	16.0	3.7	3.2	2.3	1.8	2.8	9.0	6.3
Avg. Stride Freq. [Hz]	2.1	2.3	2.3	2.3	2.3	2.3	2.4	2.3
Avg. Stride Length [m]	5.4	7.6	7.6	7.6	7.7	7.5	7.3	7.1



- [ ] Ranking at each section and finish
- .-.- No data available at this section
- NA No data available



Horse/Jockey Name	Evocator
Final Rank	6
Fastest Section Time (Section)	0:08.71 (Overall)
Top Speed [km/h] (Section)	67.3 (1400m)
Race State	Finished



Eagle Farm QLD Professional  
Race 10: BRC MEMBERSHIP PLUS BENCHMARK 70 Handicap  
- 1500m

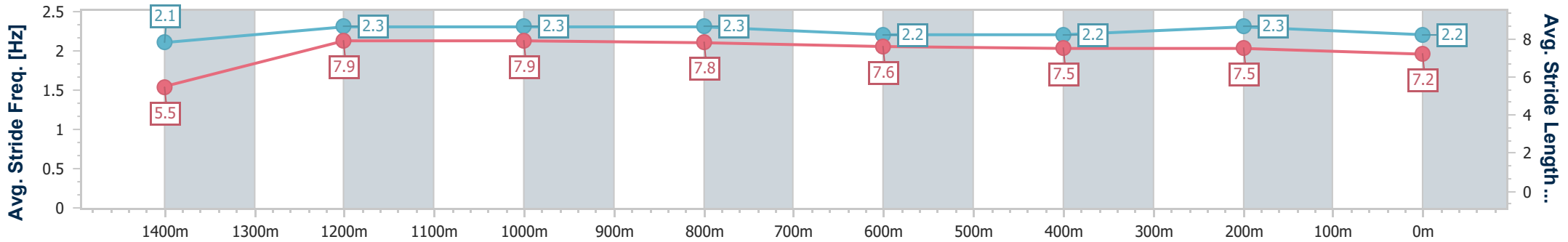
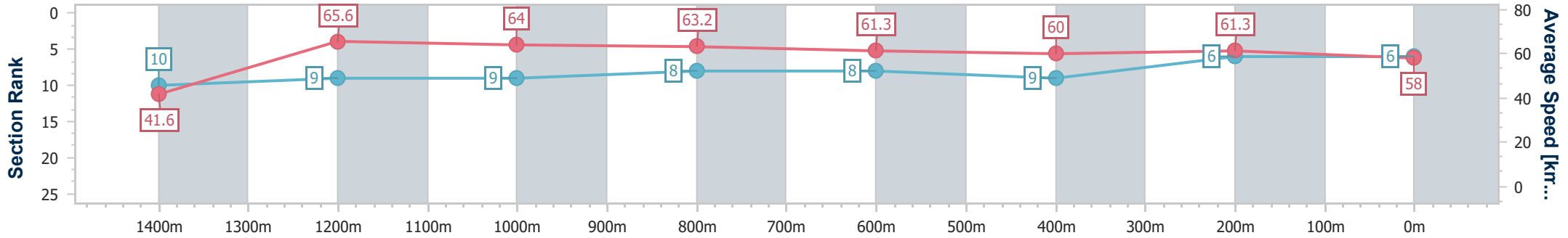


BRISBANE  
RACING CLUB

09 December 2023 - 17:44

Track Rating: Good 4, Weather: Fine, Rail Position: True

Section	Overall	1400m	1200m	1000m	800m	600m	400m	200m
Section Times	1:30.33 [6] (0:08.71)	1:21.62 [10] (0:11.02)	1:10.60 [9] (0:11.25)	0:59.35 [9] (0:11.36)	0:47.99 [8] (0:11.79)	0:36.20 [8] (0:12.02)	0:24.18 [9] (0:11.78)	0:12.40 [6] (0:12.40)
Average Speed [km/h]	41.6	65.6	64.0	63.2	61.3	60.0	61.3	58.0
Top Speed [km/h]	61.4	67.3	66.5	63.8	62.7	61.4	62.0	61.0
Avg. Dist. to Rail [m]	9.9	1.2	0.7	0.2	0.5	0.6	1.2	0.8
Avg. Stride Freq. [Hz]	2.1	2.3	2.3	2.3	2.2	2.2	2.3	2.2
Avg. Stride Length [m]	5.5	7.9	7.9	7.8	7.6	7.5	7.5	7.2



- [ ] Ranking at each section and finish
- .-.- No data available at this section
- NA No data available



Horse/Jockey Name	Koruto
Final Rank	7
Fastest Section Time (Section)	0:08.83 (Overall)
Top Speed [km/h] (Section)	65.3 (1400m)
Race State	Finished



Eagle Farm QLD Professional  
Race 10: BRC MEMBERSHIP PLUS BENCHMARK 70 Handicap  
- 1500m

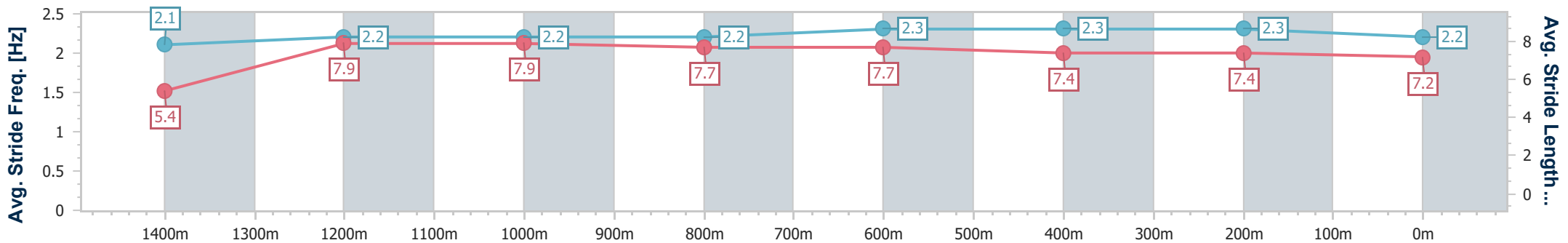
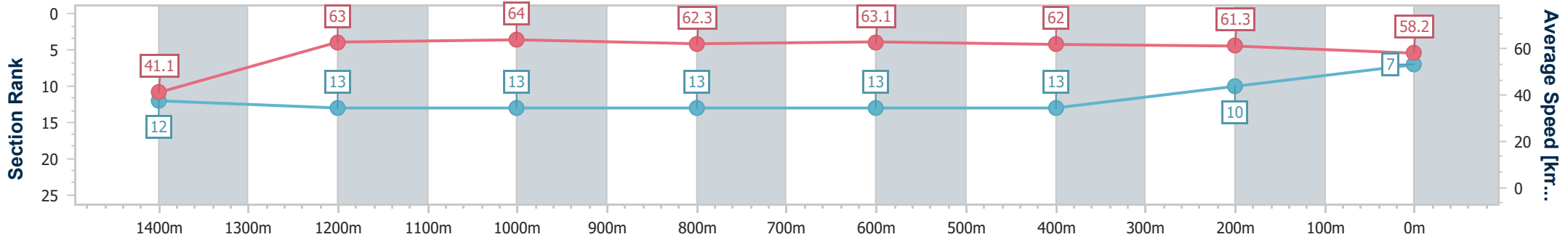


BRISBANE  
RACING CLUB

09 December 2023 - 17:44

Track Rating: Good 4, Weather: Fine, Rail Position: True

Section	Overall	1400m	1200m	1000m	800m	600m	400m	200m
Section Times	1:30.56 [7] (0:08.83)	1:21.73 [12] (0:11.46)	1:10.27 [13] (0:11.28)	0:58.99 [13] (0:11.62)	0:47.37 [13] (0:11.54)	0:35.83 [13] (0:11.73)	0:24.10 [13] (0:11.72)	0:12.38 [10]
Average Speed [km/h]	41.1	63.0	64.0	62.3	63.1	62.0	61.3	58.2
Top Speed [km/h]	60.4	65.3	64.8	64.3	64.1	63.7	62.7	60.6
Avg. Dist. to Rail [m]	11.3	2.1	1.6	1.3	3.0	1.0	0.5	1.7
Avg. Stride Freq. [Hz]	2.1	2.2	2.2	2.2	2.3	2.3	2.3	2.2
Avg. Stride Length [m]	5.4	7.9	7.9	7.7	7.7	7.4	7.4	7.2



- [ ] Ranking at each section and finish
- .-.- No data available at this section
- NA No data available



Horse/Jockey Name	Arts Object
Final Rank	8
Fastest Section Time (Section)	0:08.61 (Overall)
Top Speed [km/h] (Section)	70.0 (1400m)
Race State	Finished



Eagle Farm QLD Professional  
Race 10: BRC MEMBERSHIP PLUS BENCHMARK 70 Handicap  
- 1500m

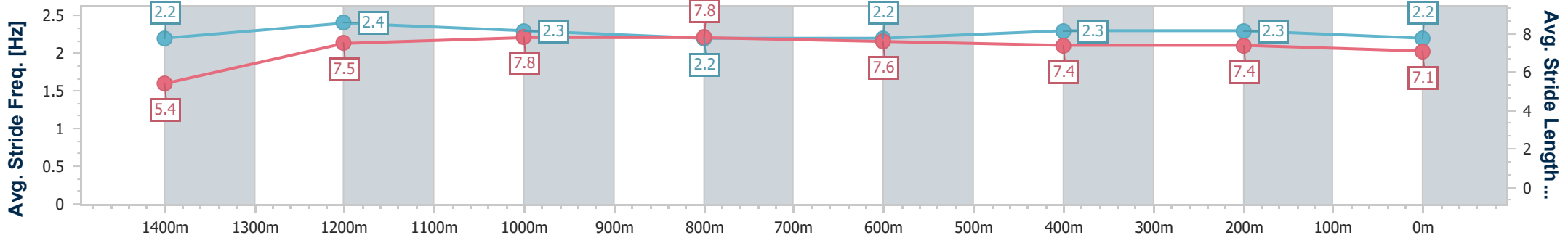
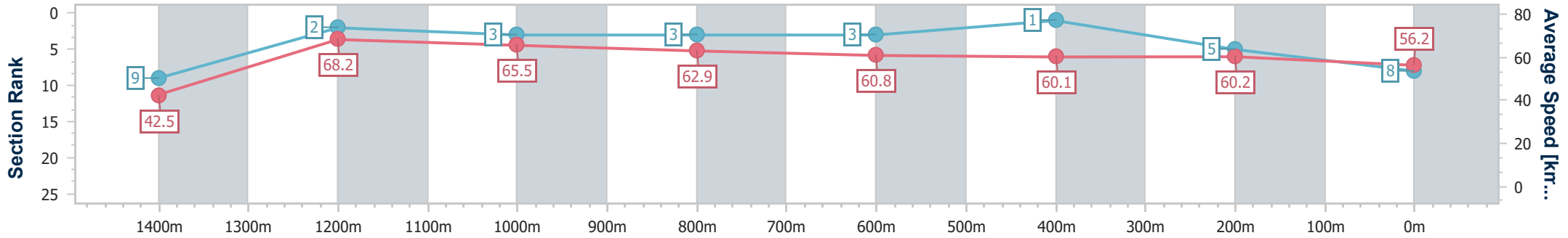


BRISBANE  
RACING CLUB

09 December 2023 - 17:44

Track Rating: Good 4, Weather: Fine, Rail Position: True

Section	Overall	1400m	1200m	1000m	800m	600m	400m	200m
Section Times	1:30.64 [8] (0:08.61)	1:22.03 [9] (0:10.62)	1:11.41 [2] (0:10.97)	1:00.44 [3] (0:11.56)	0:48.88 [3] (0:11.96)	0:36.92 [3] (0:12.13)	0:24.79 [1] (0:11.98)	0:12.81 [5] (0:12.81)
Average Speed [km/h]	42.5	68.2	65.5	62.9	60.8	60.1	60.2	56.2
Top Speed [km/h]	65.6	70.0	67.1	64.3	62.1	60.7	61.2	58.2
Avg. Dist. to Rail [m]	17.6	4.1	1.7	1.4	2.1	3.1	2.8	2.6
Avg. Stride Freq. [Hz]	2.2	2.4	2.3	2.2	2.2	2.3	2.3	2.2
Avg. Stride Length [m]	5.4	7.5	7.8	7.8	7.6	7.4	7.4	7.1



- [ ] Ranking at each section and finish
- .-.- No data available at this section
- NA No data available



Horse/Jockey Name	Guts 'N' Glory
Final Rank	9
Fastest Section Time (Section)	0:08.60 (Overall)
Top Speed [km/h] (Section)	65.0 (1400m)
Race State	Finished



Eagle Farm QLD Professional  
Race 10: BRC MEMBERSHIP PLUS BENCHMARK 70 Handicap  
- 1500m

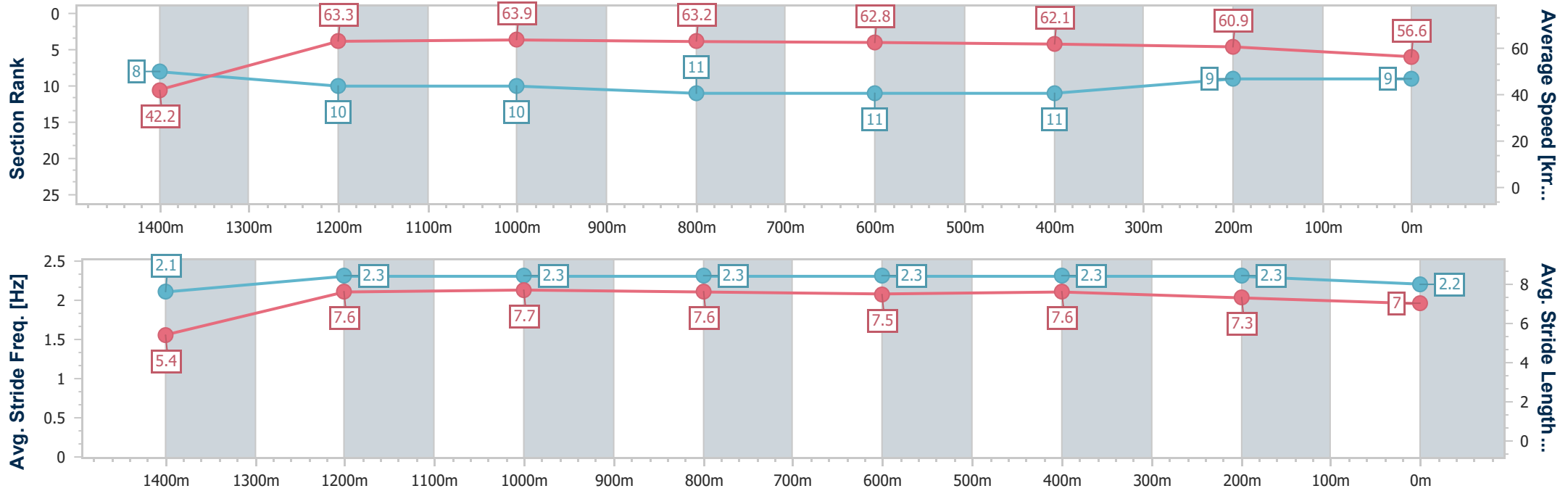


BRISBANE  
RACING CLUB

09 December 2023 - 17:44

Track Rating: Good 4, Weather: Fine, Rail Position: True

Section	Overall	1400m	1200m	1000m	800m	600m	400m	200m
Section Times	1:30.78 [9] (0:08.60)	1:22.18 [8] (0:11.43)	1:10.75 [10] (0:11.30)	0:59.45 [10] (0:11.50)	0:47.95 [11] (0:11.58)	0:36.37 [11] (0:11.87)	0:24.50 [11] (0:11.81)	0:12.69 [9] (0:12.69)
Average Speed [km/h]	42.2	63.3	63.9	63.2	62.8	62.1	60.9	56.6
Top Speed [km/h]	59.4	65.0	64.3	63.9	63.9	63.6	63.4	58.8
Avg. Dist. to Rail [m]	11.4	2.7	2.6	1.9	2.5	4.6	9.6	9.0
Avg. Stride Freq. [Hz]	2.1	2.3	2.3	2.3	2.3	2.3	2.3	2.2
Avg. Stride Length [m]	5.4	7.6	7.7	7.6	7.5	7.6	7.3	7.0



- [ ] Ranking at each section and finish
- .-.- No data available at this section
- NA No data available



Horse/Jockey Name	Martedi
Final Rank	10
Fastest Section Time (Section)	0:08.88 (Overall)
Top Speed [km/h] (Section)	66.0 (1400m)
Race State	Finished



Eagle Farm QLD Professional  
Race 10: BRC MEMBERSHIP PLUS BENCHMARK 70 Handicap  
- 1500m

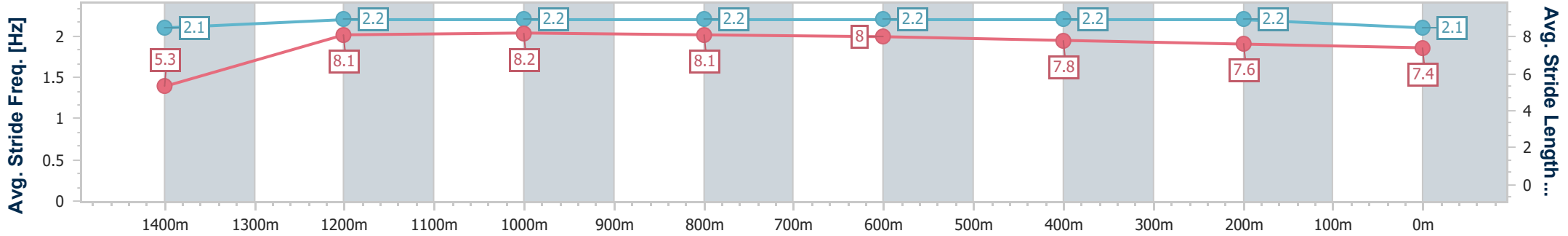
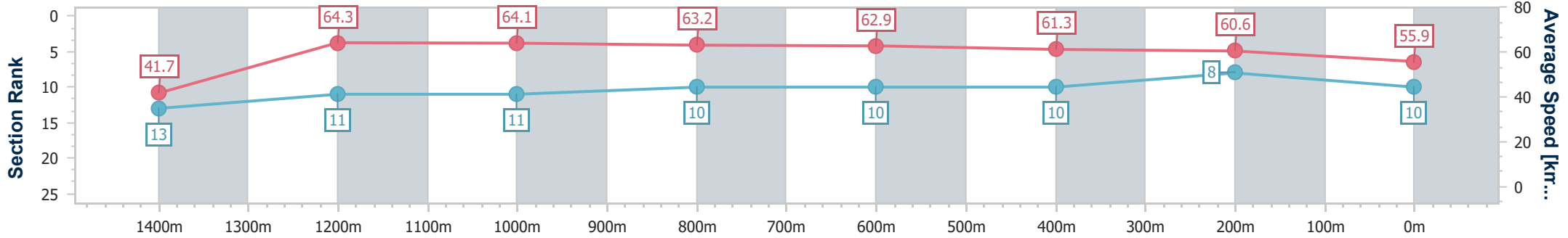


BRISBANE  
RACING CLUB

09 December 2023 - 17:44

Track Rating: Good 4, Weather: Fine, Rail Position: True

Section	Overall	1400m	1200m	1000m	800m	600m	400m	200m
Section Times	1:30.90 [10] (0:08.88)	1:22.02 [13] (0:11.22)	1:10.80 [11] (0:11.24)	0:59.56 [11] (0:11.41)	0:48.15 [10] (0:11.47)	0:36.68 [10] (0:11.95)	0:24.73 [10] (0:11.89)	0:12.84 [8] (0:12.84)
Average Speed [km/h]	41.7	64.3	64.1	63.2	62.9	61.3	60.6	55.9
Top Speed [km/h]	60.8	66.0	65.5	64.3	63.9	62.2	61.7	58.7
Avg. Dist. to Rail [m]	18.0	1.6	1.5	0.2	0.9	3.3	9.0	6.5
Avg. Stride Freq. [Hz]	2.1	2.2	2.2	2.2	2.2	2.2	2.2	2.1
Avg. Stride Length [m]	5.3	8.1	8.2	8.1	8.0	7.8	7.6	7.4



- [ ] Ranking at each section and finish
- .-.- No data available at this section
- NA No data available



Horse/Jockey Name	Semaphore Girl
Final Rank	11
Fastest Section Time (Section)	0:09.06 (Overall)
Top Speed [km/h] (Section)	64.2 (1400m)
Race State	Finished



Eagle Farm QLD Professional  
Race 10: BRC MEMBERSHIP PLUS BENCHMARK 70 Handicap  
- 1500m

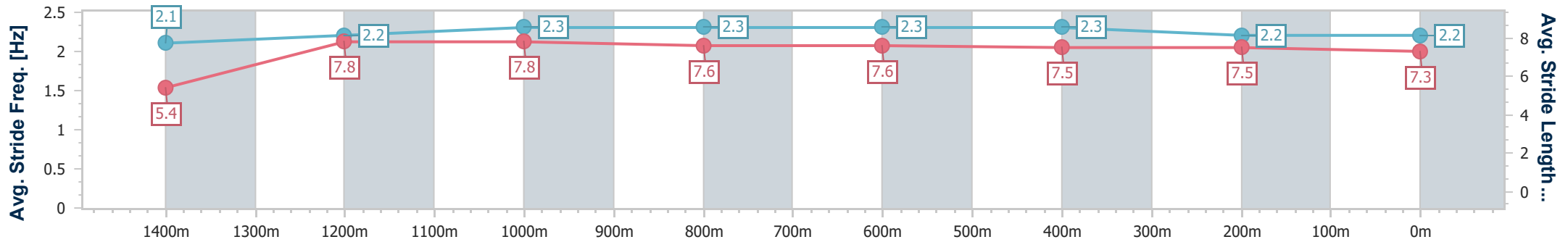
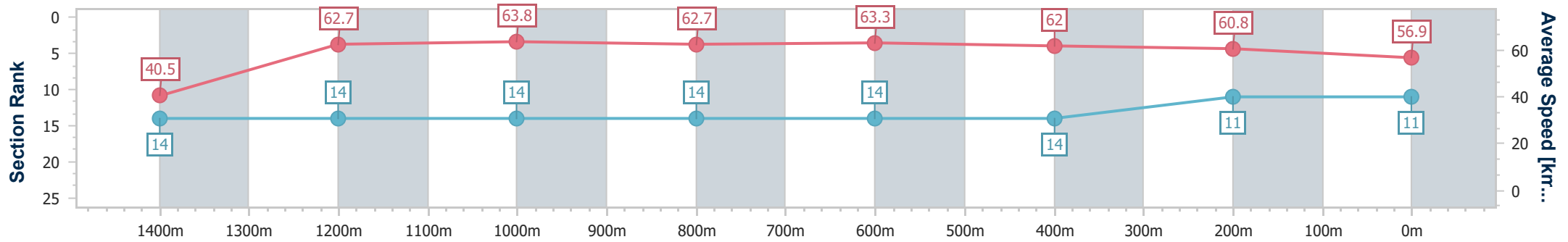


BRISBANE  
RACING CLUB

09 December 2023 - 17:44

Track Rating: Good 4, Weather: Fine, Rail Position: True

Section	Overall	1400m	1200m	1000m	800m	600m	400m	200m
Section Times	1:31.04 [11] (0:09.06)	1:21.98 [14] (0:11.54)	1:10.44 [14] (0:11.32)	0:59.12 [14] (0:11.49)	0:47.63 [14] (0:11.46)	0:36.17 [14] (0:11.70)	0:24.47 [14] (0:11.79)	0:12.68 [11] (0:12.68)
Average Speed [km/h]	40.5	62.7	63.8	62.7	63.3	62.0	60.8	56.9
Top Speed [km/h]	62.3	64.2	63.9	63.5	63.6	62.5	62.6	58.8
Avg. Dist. to Rail [m]	19.8	2.6	2.1	0.8	0.8	1.8	4.2	3.4
Avg. Stride Freq. [Hz]	2.1	2.2	2.3	2.3	2.3	2.3	2.2	2.2
Avg. Stride Length [m]	5.4	7.8	7.8	7.6	7.6	7.5	7.5	7.3



- [ ] Ranking at each section and finish
- .-.- No data available at this section
- NA No data available



Horse/Jockey Name	Tyresa
Final Rank	12
Fastest Section Time (Section)	0:09.23 (Overall)
Top Speed [km/h] (Section)	65.2 (800m)
Race State	Finished



Eagle Farm QLD Professional  
Race 10: BRC MEMBERSHIP PLUS BENCHMARK 70 Handicap  
- 1500m

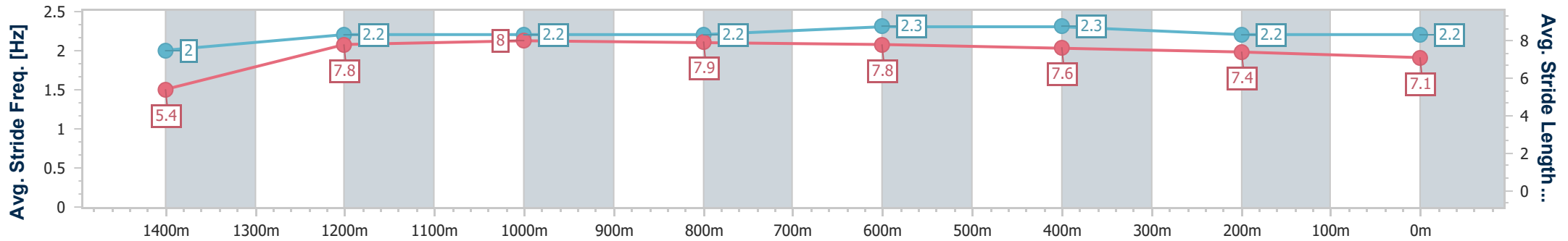
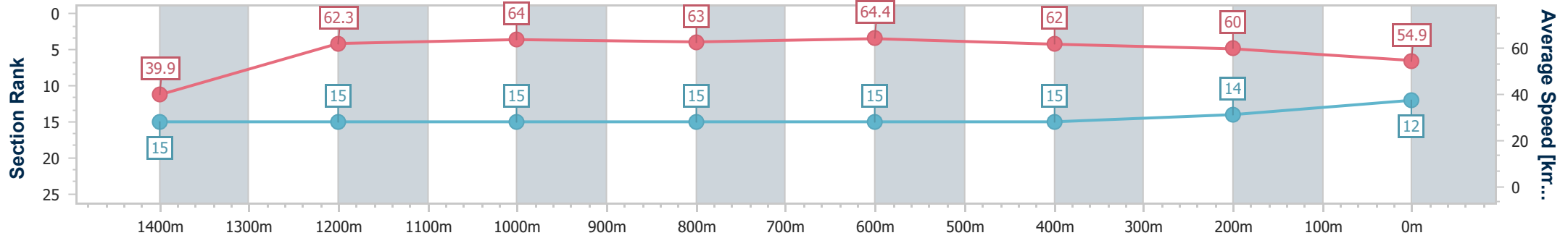


BRISBANE  
RACING CLUB

09 December 2023 - 17:44

Track Rating: Good 4, Weather: Fine, Rail Position: True

Section	Overall	1400m	1200m	1000m	800m	600m	400m	200m
Section Times	1:31.86 [12] (0:09.23)	1:22.63 [15] (0:11.60)	1:11.03 [15] (0:11.25)	0:59.78 [15] (0:11.50)	0:48.28 [15] (0:11.30)	0:36.98 [15] (0:11.84)	0:25.14 [15] (0:12.00)	0:13.14 [14] (0:13.14)
Average Speed [km/h]	39.9	62.3	64.0	63.0	64.4	62.0	60.0	54.9
Top Speed [km/h]	61.1	64.1	64.9	64.3	65.2	64.3	61.5	57.9
Avg. Dist. to Rail [m]	19.2	2.7	2.0	1.1	2.2	4.7	10.2	9.7
Avg. Stride Freq. [Hz]	2.0	2.2	2.2	2.2	2.3	2.3	2.2	2.2
Avg. Stride Length [m]	5.4	7.8	8.0	7.9	7.8	7.6	7.4	7.1



- [ ] Ranking at each section and finish
- .-.- No data available at this section
- NA No data available





Horse/Jockey Name	Clyde
Final Rank	13
Fastest Section Time (Section)	0:08.42 (Overall)
Top Speed [km/h] (Section)	67.1 (1400m)
Race State	Finished



Eagle Farm QLD Professional  
Race 10: BRC MEMBERSHIP PLUS BENCHMARK 70 Handicap  
- 1500m

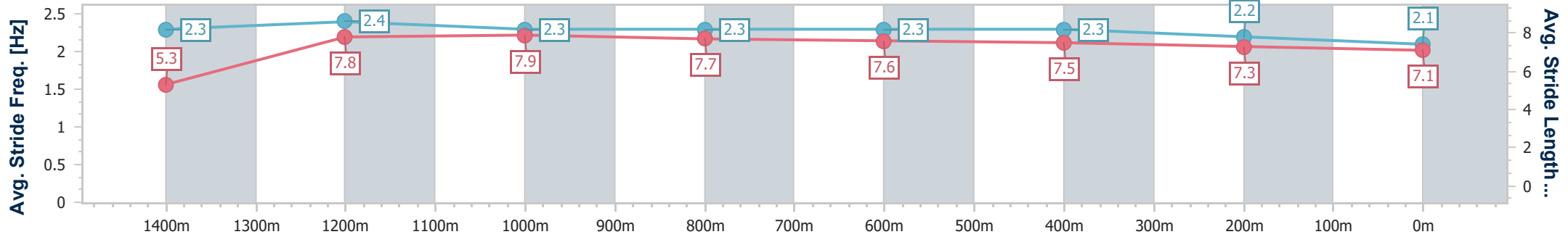
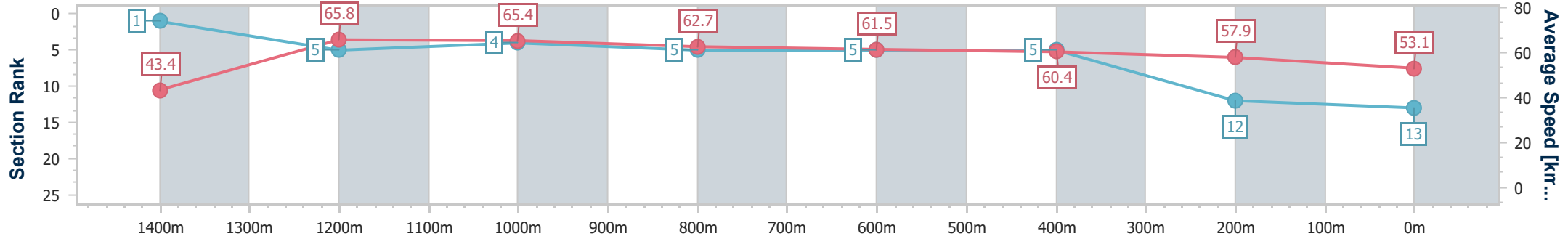


09 December 2023 - 17:44

BRISBANE  
RACING CLUB

Track Rating: Good 4, Weather: Fine, Rail Position: True

Section	Overall	1400m	1200m	1000m	800m	600m	400m	200m
Section Times	1:31.97 [13] (0:08.42)	1:23.55 [1] (0:11.03)	1:12.52 [5] (0:11.01)	1:01.51 [4] (0:11.62)	0:49.89 [5] (0:11.83)	0:38.06 [5] (0:12.08)	0:25.98 [5] (0:12.40)	0:13.58 [12] (0:13.58)
Average Speed [km/h]	43.4	65.8	65.4	62.7	61.5	60.4	57.9	53.1
Top Speed [km/h]	62.6	67.1	66.6	63.8	62.8	60.8	60.2	55.0
Avg. Dist. to Rail [m]	18.3	5.6	3.4	2.2	2.2	2.4	6.3	5.4
Avg. Stride Freq. [Hz]	2.3	2.4	2.3	2.3	2.3	2.3	2.2	2.1
Avg. Stride Length [m]	5.3	7.8	7.9	7.7	7.6	7.5	7.3	7.1



- [ ] Ranking at each section and finish
- .-.- No data available at this section
- NA No data available



Horse/Jockey Name	Star Seeker
Final Rank	14
Fastest Section Time (Section)	0:08.56 (Overall)
Top Speed [km/h] (Section)	69.7 (1400m)
Race State	Finished



Eagle Farm QLD Professional  
Race 10: BRC MEMBERSHIP PLUS BENCHMARK 70 Handicap  
- 1500m

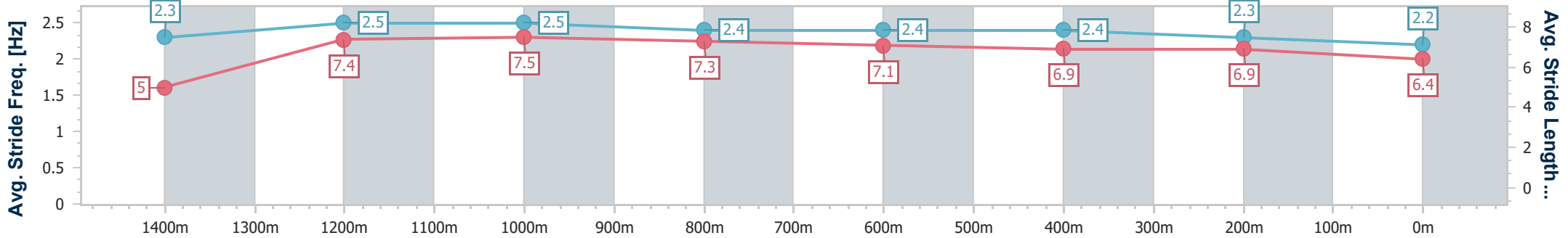
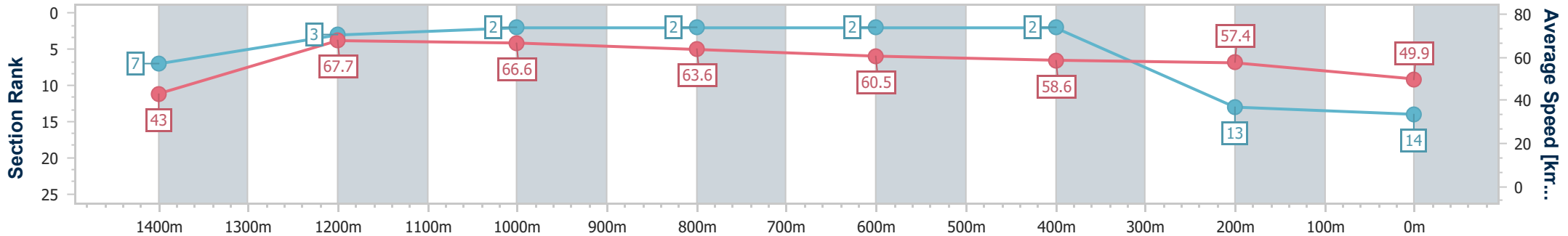


BRISBANE  
RACING CLUB

09 December 2023 - 17:44

Track Rating: Good 4, Weather: Fine, Rail Position: True

Section	Overall	1400m	1200m	1000m	800m	600m	400m	200m
Section Times	1:32.87 [14] (0:08.56)	1:24.31 [7] (0:10.70)	1:13.61 [3] (0:10.82)	1:02.79 [2] (0:11.45)	0:51.34 [2] (0:11.96)	0:39.38 [2] (0:12.39)	0:26.99 [2] (0:12.55)	0:14.44 [13] (0:14.44)
Average Speed [km/h]	43.0	67.7	66.6	63.6	60.5	58.6	57.4	49.9
Top Speed [km/h]	64.1	69.7	67.5	66.1	62.1	59.6	58.8	55.3
Avg. Dist. to Rail [m]	22.0	8.1	4.4	2.3	1.4	1.7	0.5	0.8
Avg. Stride Freq. [Hz]	2.3	2.5	2.5	2.4	2.4	2.4	2.3	2.2
Avg. Stride Length [m]	5.0	7.4	7.5	7.3	7.1	6.9	6.9	6.4



- [ ] Ranking at each section and finish
- .-.- No data available at this section
- NA No data available



Horse/Jockey Name	Duke Of Buckingham
Final Rank	15
Fastest Section Time (Section)	0:08.53 (Overall)
Top Speed [km/h] (Section)	70.3 (1400m)
Race State	Finished



Eagle Farm QLD Professional  
Race 10: BRC MEMBERSHIP PLUS BENCHMARK 70 Handicap  
- 1500m

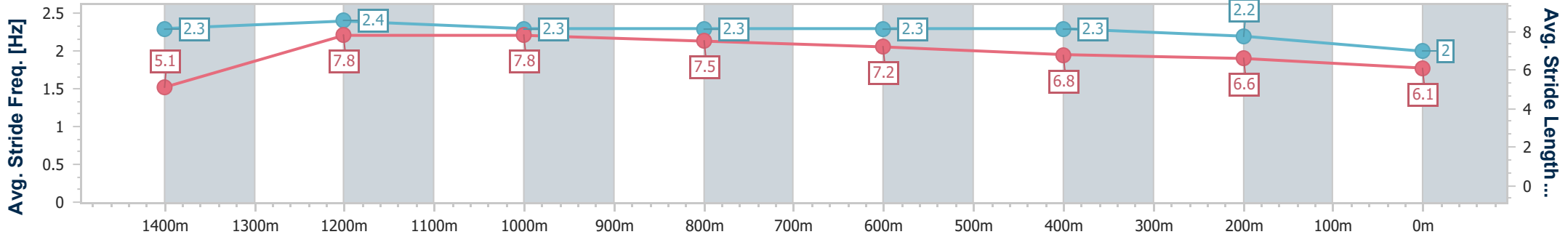
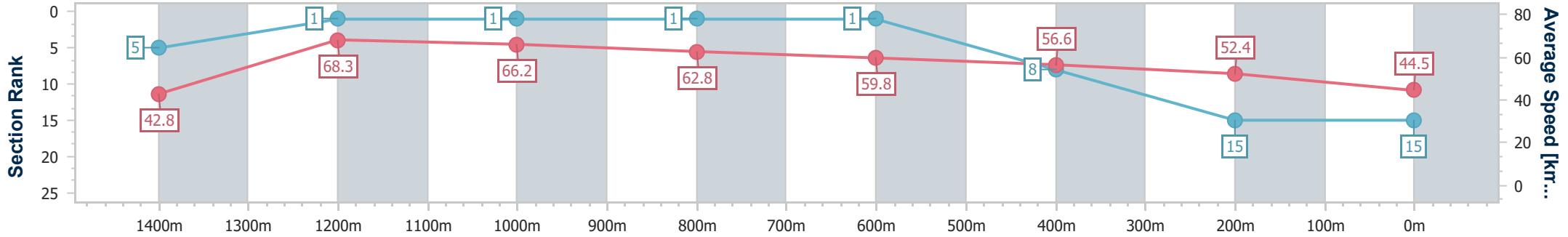


BRISBANE  
RACING CLUB

09 December 2023 - 17:44

Track Rating: Good 4, Weather: Fine, Rail Position: True

Section	Overall	1400m	1200m	1000m	800m	600m	400m	200m
Section Times	1:36.05 [15] (0:08.53)	1:27.52 [5] (0:10.59)	1:16.93 [1] (0:10.89)	1:06.04 [1] (0:11.45)	0:54.59 [1] (0:12.02)	0:42.57 [1] (0:12.66)	0:29.91 [8] (0:13.69)	0:16.22 [15] (0:16.22)
Average Speed [km/h]	42.8	68.3	66.2	62.8	59.8	56.6	52.4	44.5
Top Speed [km/h]	65.0	70.3	66.9	64.7	61.5	58.2	55.6	48.2
Avg. Dist. to Rail [m]	20.0	4.9	0.6	0.2	0.3	1.4	1.0	1.9
Avg. Stride Freq. [Hz]	2.3	2.4	2.3	2.3	2.3	2.3	2.2	2.0
Avg. Stride Length [m]	5.1	7.8	7.8	7.5	7.2	6.8	6.6	6.1



- [ ] Ranking at each section and finish
- .-.- No data available at this section
- NA No data available