



# Eagle Farm QLD Professional

## Race 9: GEM LIFE DIAMOND DASH BENCHMARK 80 Handicap - 1200m

09 December 2023 - 17:11



BRISBANE  
RACING CLUB

Track Rating: Good 4, Weather: Fine, Rail Position: True

Section													Last 600m					
Field Times		Overall	1000m	800m	600m	400m	200m						0:34.77					
		1:10.99 (0:13.50)	0:57.49 (0:11.45)	0:46.04 (0:11.27)	0:34.77 (0:11.56)	0:23.21 (0:11.26)	0:11.95 (0:11.95)											
Rank	TAB	Horse/Jockey	Barrier	Top Speed [km/h]	Fastest Section												Margin	Distance Travelled [m]
1	9	SAILOR'S SECRET Cejay Graham	19	67.2 400m	0:11.03 400m	1:10.99 [1] (0:13.50)	0:57.49 [1] (0:11.45)	0:46.04 [1] (0:11.49)	0:34.55 [2] (0:11.57)	0:22.98 [3] (0:11.03)	0:11.95 [2] (0:11.95)	1:10.99	0:34.55					
2	1	GO WANDJI Jake Molloy	12	68.7 400m	0:10.62 400m	1:11.11 [2] (0:14.31)	0:56.80 [12] (0:11.71)	0:45.09 [12] (0:11.33)	0:33.76 [11] (0:11.38)	0:22.38 [10] (0:10.62)	0:11.76 [6] (0:11.76)	0.73L	0:33.76	-1				
3	8	RENOUF Jaden Lloyd	9	68.6 1000m	0:11.20 1000m	1:11.15 [3] (0:13.77)	0:57.38 [5] (0:11.20)	0:46.18 [2] (0:11.25)	0:34.93 [1] (0:11.56)	0:23.37 [1] (0:11.27)	0:12.10 [3] (0:12.10)	0.92L	0:34.93	+5				
4	17	HELLUVA BARTY Justin Huxtable	1	67.5 400m	0:10.89 400m	1:11.22 [4] (0:13.92)	0:57.30 [6] (0:11.67)	0:45.63 [7] (0:11.51)	0:34.12 [7] (0:11.28)	0:22.84 [6] (0:10.89)	0:11.95 [5] (0:11.95)	1.33L	0:34.12	-4				
5	18	HOLLYWOOD NORTH Michael Rodd	6	66.7 400m	0:10.91 400m	1:11.25 [5] (0:14.09)	0:57.16 [9] (0:11.72)	0:45.44 [9] (0:11.35)	0:34.09 [8] (0:11.37)	0:22.72 [9] (0:10.91)	0:11.81 [9] (0:11.81)	1.53L	0:34.09	+1				
6	6	DR WHY NOT Michael Murphy	3	65.7 800m	0:11.15 400m	1:11.32 [6] (0:13.67)	0:57.65 [3] (0:11.51)	0:46.14 [4] (0:11.50)	0:34.64 [4] (0:11.40)	0:23.24 [4] (0:11.15)	0:12.09 [4] (0:12.09)	1.96L	0:34.64	-1				
7	16	STROLL Boris Thornton	11	66.9 400m	0:10.92 400m	1:11.35 [7] (0:14.20)	0:57.15 [11] (0:11.68)	0:45.47 [10] (0:11.40)	0:34.07 [9] (0:11.21)	0:22.86 [7] (0:10.92)	0:11.94 [8] (0:11.94)	2.13L	0:34.07	-6				
8	12	OUR MAGNUS Damien Thornton	2	66.4 400m	0:11.09 400m	1:11.40 [8] (0:13.99)	0:57.41 [7] (0:11.54)	0:45.87 [6] (0:11.45)	0:34.42 [6] (0:11.51)	0:22.91 [8] (0:11.09)	0:11.82 [10] (0:11.82)	2.42L	0:34.42	+2				
9	10	SELF INDULGENT Ryan Maloney	13	65.9 400m	0:11.06 400m	1:11.41 [9] (0:13.55)	0:57.86 [2] (0:11.52)	0:46.34 [3] (0:11.49)	0:34.85 [3] (0:11.42)	0:23.43 [2] (0:11.06)	0:12.37 [1] (0:12.37)	2.45L	0:34.85	+1				
10	14	DELEXO Taylor Marshall	4	66.2 400m	0:11.06 400m	1:11.58 [10] (0:13.75)	0:57.83 [4] (0:11.60)	0:46.23 [5] (0:11.50)	0:34.73 [5] (0:11.46)	0:23.27 [5] (0:11.06)	0:12.21 [7] (0:12.21)	3.49L	0:34.73	+3				

Scratched: Per Inaway (#11), Ralphie (#7), Glorious Ruby (#15), Starvirgo (#2), Chatty Lady (#3), Beaux Rumble (#5)

[ ] Ranking at each section and finish  
 -:-:- No data available at this section  
 NA No data available

SCN Saddle cloth number  
 DNF Did not finish  
 DNT Did not track



# Eagle Farm QLD Professional

## Race 9: GEMLIFE DIAMOND DASH BENCHMARK 80 Handicap - 1200m

09 December 2023 - 17:11



BRISBANE  
RACING CLUB

Track Rating: Good 4, Weather: Fine, Rail Position: True

Section		Overall	1000m	800m	600m	400m	200m	Last 600m					
Field Times		1:10.99 (0:13.50)	0:57.49 (0:11.45)	0:46.04 (0:11.27)	0:34.77 (0:11.56)	0:23.21 (0:11.26)	0:11.95 (0:11.95)	0:34.77					
Rank	TAB Horse/Jockey	Barrier	Top Speed [km/h]	Fastest Section	Margin							Distance Travelled [m]	
11	19 PACIFIC ATLANTIC Bailey Wheeler	10	66.8 400m	0:11.04 400m	1:11.61 [11] (0:14.10)	0:57.51 [10] (0:11.86)	0:45.65 [11] (0:11.52)	0:34.13 [12] (0:11.43)	0:22.70 [12] (0:11.04)	0:11.66 [13] (0:11.66)	3.66L	0:34.13	+7
12	13 TITANIUM Robbie Dolan	14	67.7 400m	0:10.90 400m	1:11.73 [12] (0:14.53)	0:57.20 [13] (0:11.60)	0:45.60 [13] (0:11.42)	0:34.18 [13] (0:11.39)	0:22.79 [13] (0:10.90)	0:11.89 [12] (0:11.89)	4.32L	0:34.18	-6
13	4 GOGOL Sean Cormack	7	66.9 400m	0:10.98 400m	1:11.97 [13] (0:14.05)	0:57.92 [8] (0:11.61)	0:46.31 [8] (0:11.63)	0:34.68 [10] (0:11.46)	0:23.22 [11] (0:10.98)	0:12.24 [11] (0:12.24)	5.79L	0:34.68	+6

Scratched: Per Inaway (#11), Ralphie (#7), Glorious Ruby (#15), Starvirgo (#2), Chatty Lady (#3), Beaux Rumble (#5)

[ ] Ranking at each section and finish  
 -:-:-:- No data available at this section  
 NA No data available

SCN Saddle cloth number  
 DNF Did not finish  
 DNT Did not track



Horse/Jockey Name	Sailor's Secret
Final Rank	1
Fastest Section Time (Section)	0:11.03 (400m)
Top Speed [km/h] (Section)	67.2 (400m)
Race State	Finished



Eagle Farm QLD Professional  
Race 9: GEMLIFE DIAMOND DASH BENCHMARK 80 Handicap - 1200m

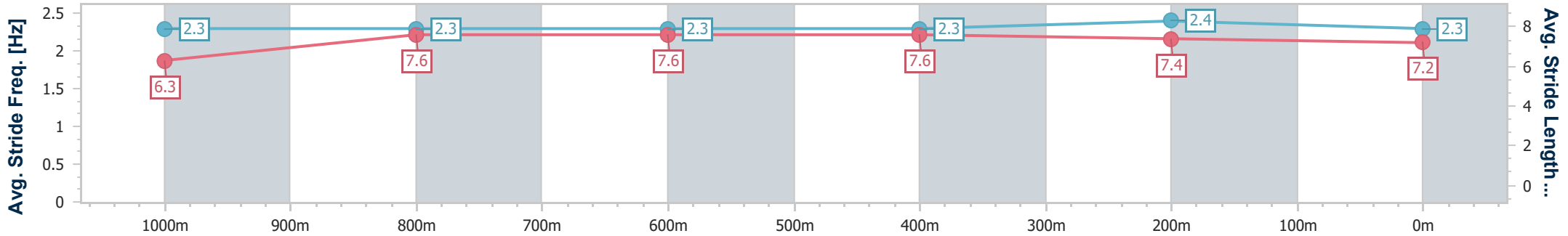
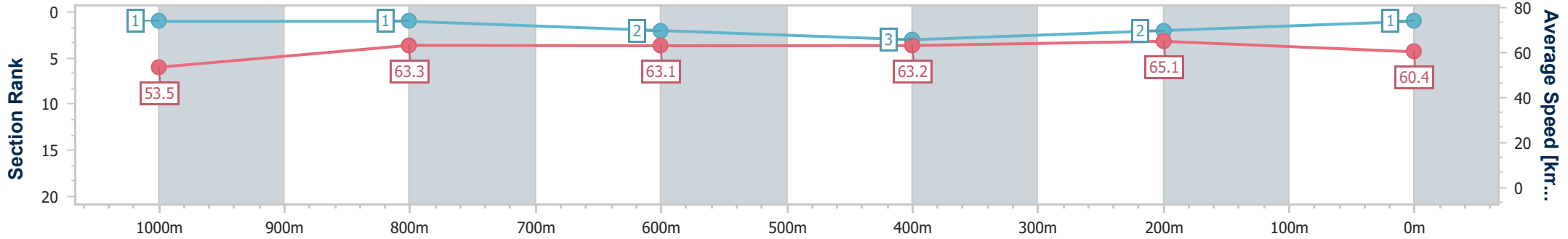


09 December 2023 - 17:11

Track Rating: Good 4, Weather: Fine, Rail Position: True

BRISBANE RACING CLUB

Section	Overall	1000m	800m	600m	400m	200m
Section Times	1:10.99 [1] (0:13.50)	0:57.49 [1] (0:11.45)	0:46.04 [1] (0:11.49)	0:34.55 [2] (0:11.57)	0:22.98 [3] (0:11.03)	0:11.95 [2] (0:11.95)
Average Speed [km/h]	53.5	63.3	63.1	63.2	65.1	60.4
Top Speed [km/h]	65.5	65.7	65.0	65.1	67.2	63.6
Avg. Dist. to Rail [m]	8.7	2.1	1.2	3.0	7.7	6.1
Avg. Stride Freq. [Hz]	2.3	2.3	2.3	2.3	2.4	2.3
Avg. Stride Length [m]	6.3	7.6	7.6	7.6	7.4	7.2



- [ ] Ranking at each section and finish
- .-.- No data available at this section
- NA No data available



Horse/Jockey Name	Go Wandji
Final Rank	2
Fastest Section Time (Section)	0:10.62 (400m)
Top Speed [km/h] (Section)	68.7 (400m)
Race State	Finished



Eagle Farm QLD Professional  
Race 9: GEMLIFE DIAMOND DASH BENCHMARK 80 Handicap - 1200m

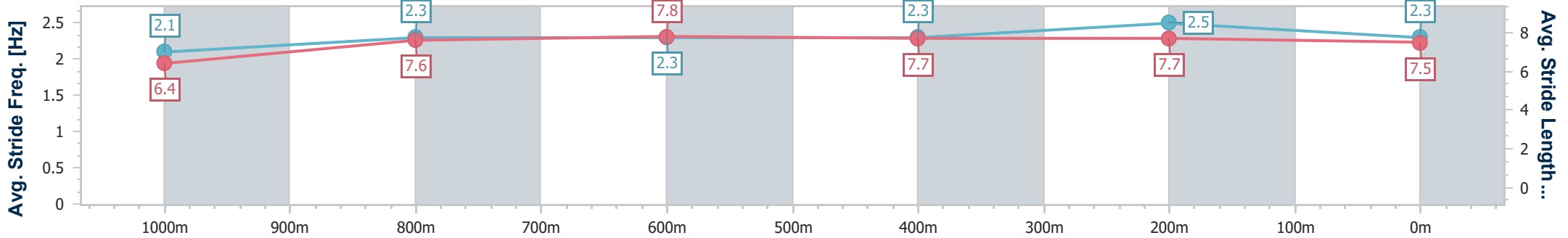
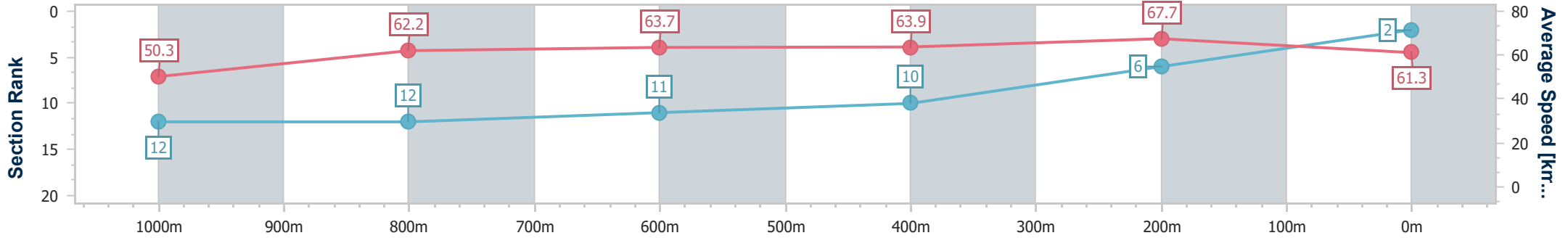


09 December 2023 - 17:11

Track Rating: Good 4, Weather: Fine, Rail Position: True

BRISBANE RACING CLUB

Section	Overall	1000m	800m	600m	400m	200m
Section Times	1:11.11 [2] (0:14.31)	0:56.80 [12] (0:11.71)	0:45.09 [12] (0:11.33)	0:33.76 [11] (0:11.38)	0:22.38 [10] (0:10.62)	0:11.76 [6] (0:11.76)
Average Speed [km/h]	50.3	62.2	63.7	63.9	67.7	61.3
Top Speed [km/h]	63.5	63.4	65.2	67.3	68.7	66.3
Avg. Dist. to Rail [m]	6.2	1.8	0.8	2.1	7.6	7.7
Avg. Stride Freq. [Hz]	2.1	2.3	2.3	2.3	2.5	2.3
Avg. Stride Length [m]	6.4	7.6	7.8	7.7	7.7	7.5



- [ ] Ranking at each section and finish
- .-.- No data available at this section
- NA No data available



Horse/Jockey Name	Renouf
Final Rank	3
Fastest Section Time (Section)	0:11.20 (1000m)
Top Speed [km/h] (Section)	68.6 (1000m)
Race State	Finished



Eagle Farm QLD Professional  
Race 9: GEMLIFE DIAMOND DASH BENCHMARK 80 Handicap - 1200m

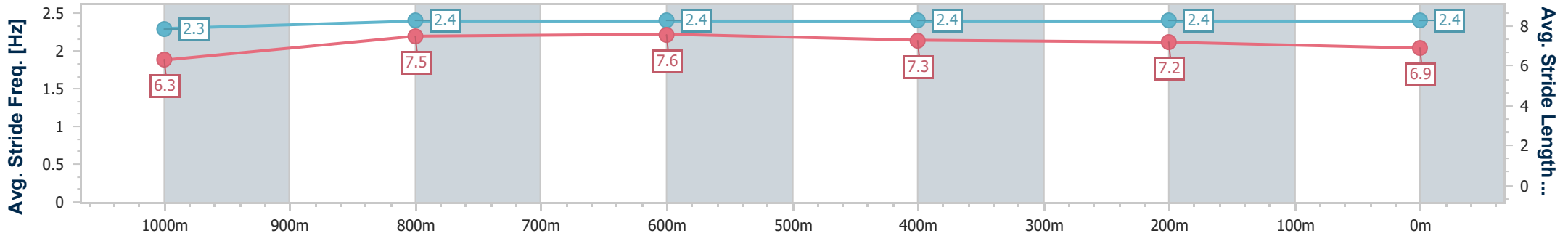
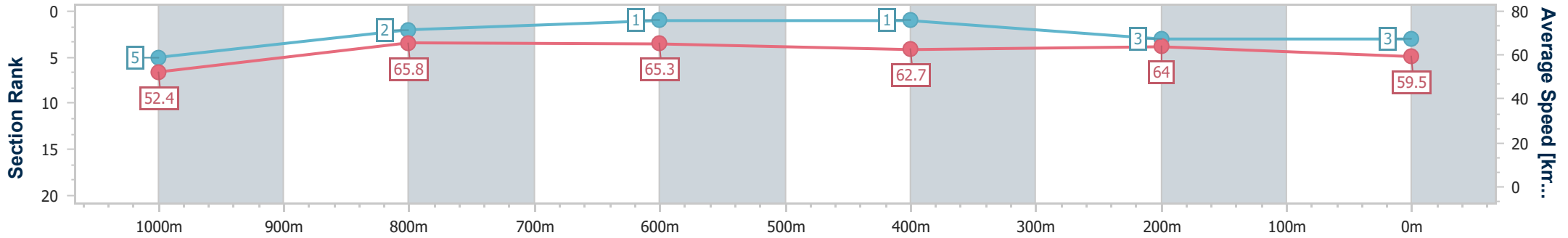


09 December 2023 - 17:11

BRISBANE RACING CLUB

Track Rating: Good 4, Weather: Fine, Rail Position: True

Section	Overall	1000m	800m	600m	400m	200m
Section Times	1:11.15 [3] (0:13.77)	0:57.38 [5] (0:11.20)	0:46.18 [2] (0:11.25)	0:34.93 [1] (0:11.56)	0:23.37 [1] (0:11.27)	0:12.10 [3] (0:12.10)
Average Speed [km/h]	52.4	65.8	65.3	62.7	64.0	59.5
Top Speed [km/h]	64.9	68.6	67.9	64.2	66.4	63.5
Avg. Dist. to Rail [m]	5.2	4.9	4.0	1.8	4.7	4.9
Avg. Stride Freq. [Hz]	2.3	2.4	2.4	2.4	2.4	2.4
Avg. Stride Length [m]	6.3	7.5	7.6	7.3	7.2	6.9



- [ ] Ranking at each section and finish
- .-.- No data available at this section
- NA No data available



Horse/Jockey Name	Helluva Barty
Final Rank	4
Fastest Section Time (Section)	0:10.89 (400m)
Top Speed [km/h] (Section)	67.5 (400m)
Race State	Finished



Eagle Farm QLD Professional  
Race 9: GEMLIFE DIAMOND DASH BENCHMARK 80 Handicap - 1200m

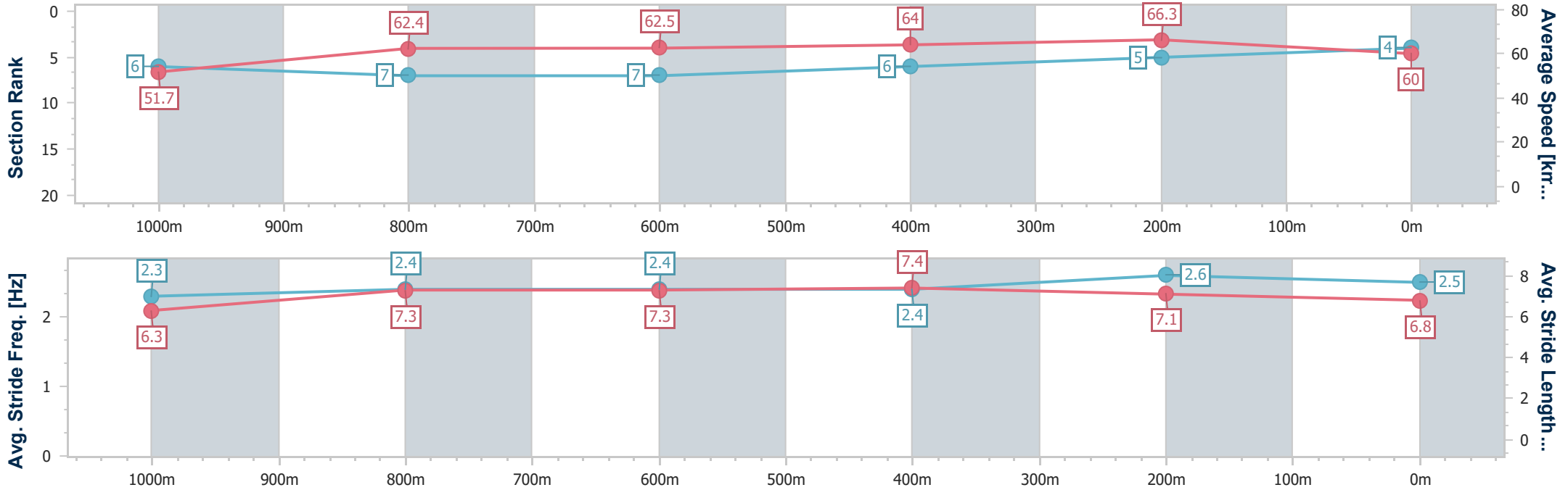


09 December 2023 - 17:11

Track Rating: Good 4, Weather: Fine, Rail Position: True

BRISBANE RACING CLUB

Section	Overall	1000m	800m	600m	400m	200m
Section Times	1:11.22 [4] (0:13.92)	0:57.30 [6] (0:11.67)	0:45.63 [7] (0:11.51)	0:34.12 [7] (0:11.28)	0:22.84 [6] (0:10.89)	0:11.95 [5] (0:11.95)
Average Speed [km/h]	51.7	62.4	62.5	64.0	66.3	60.0
Top Speed [km/h]	61.9	64.1	65.1	65.4	67.5	64.7
Avg. Dist. to Rail [m]	0.9	2.0	0.5	0.9	6.1	4.9
Avg. Stride Freq. [Hz]	2.3	2.4	2.4	2.4	2.6	2.5
Avg. Stride Length [m]	6.3	7.3	7.3	7.4	7.1	6.8



- [ ] Ranking at each section and finish
- .-.- No data available at this section
- NA No data available



Horse/Jockey Name	Hollywood North
Final Rank	5
Fastest Section Time (Section)	0:10.91 (400m)
Top Speed [km/h] (Section)	66.7 (400m)
Race State	Finished



Eagle Farm QLD Professional  
Race 9: GEMLIFE DIAMOND DASH BENCHMARK 80 Handicap - 1200m

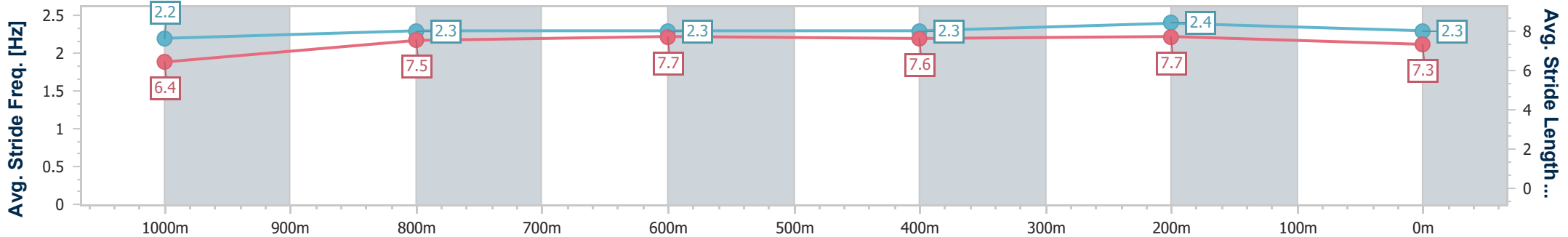
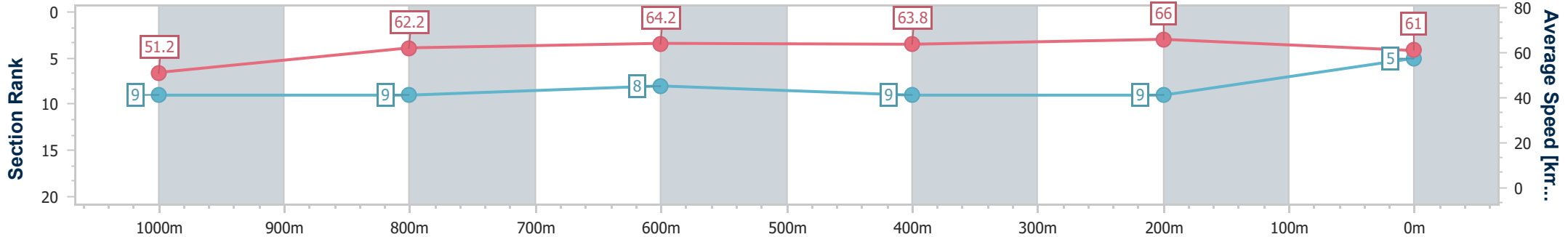


09 December 2023 - 17:11

Track Rating: Good 4, Weather: Fine, Rail Position: True

BRISBANE RACING CLUB

Section	Overall	1000m	800m	600m	400m	200m
Section Times	1:11.25 [5] (0:14.09)	0:57.16 [9] (0:11.72)	0:45.44 [9] (0:11.35)	0:34.09 [8] (0:11.37)	0:22.72 [9] (0:10.91)	0:11.81 [9] (0:11.81)
Average Speed [km/h]	51.2	62.2	64.2	63.8	66.0	61.0
Top Speed [km/h]	63.8	64.0	66.0	65.9	66.7	64.7
Avg. Dist. to Rail [m]	3.9	2.9	2.1	2.3	9.0	10.5
Avg. Stride Freq. [Hz]	2.2	2.3	2.3	2.3	2.4	2.3
Avg. Stride Length [m]	6.4	7.5	7.7	7.6	7.7	7.3



- [ ] Ranking at each section and finish
- .-.- No data available at this section
- NA No data available



Horse/Jockey Name	Dr Why Not
Final Rank	6
Fastest Section Time (Section)	0:11.15 (400m)
Top Speed [km/h] (Section)	65.7 (800m)
Race State	Finished



Eagle Farm QLD Professional  
Race 9: GEMLIFE DIAMOND DASH BENCHMARK 80 Handicap - 1200m

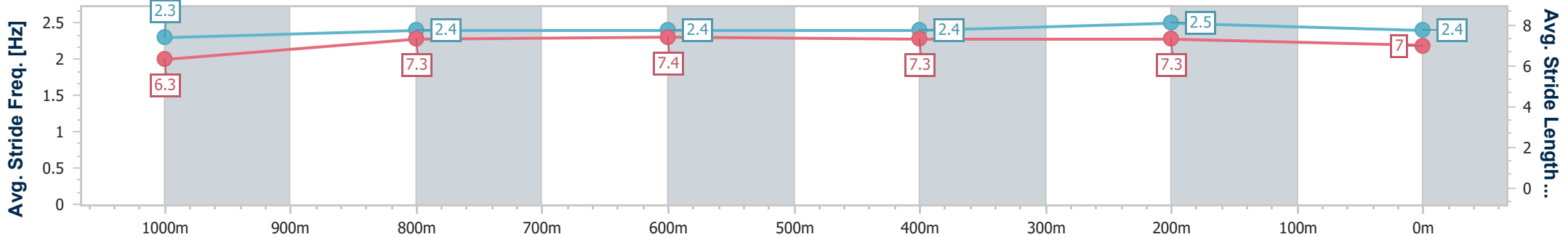
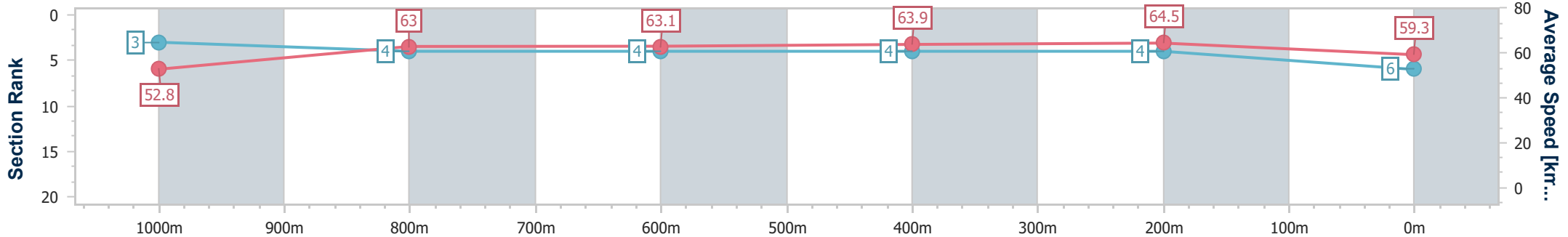


09 December 2023 - 17:11

Track Rating: Good 4, Weather: Fine, Rail Position: True

BRISBANE RACING CLUB

Section	Overall	1000m	800m	600m	400m	200m
Section Times	1:11.32 [6] (0:13.67)	0:57.65 [3] (0:11.51)	0:46.14 [4] (0:11.50)	0:34.64 [4] (0:11.40)	0:23.24 [4] (0:11.15)	0:12.09 [4] (0:12.09)
Average Speed [km/h]	52.8	63.0	63.1	63.9	64.5	59.3
Top Speed [km/h]	63.4	63.8	65.7	64.9	65.3	63.1
Avg. Dist. to Rail [m]	1.9	1.4	1.8	2.2	4.7	3.3
Avg. Stride Freq. [Hz]	2.3	2.4	2.4	2.4	2.5	2.4
Avg. Stride Length [m]	6.3	7.3	7.4	7.3	7.3	7.0



- [ ] Ranking at each section and finish
- .-.- No data available at this section
- NA No data available





Horse/Jockey Name	Stroll
Final Rank	7
Fastest Section Time (Section)	0:10.92 (400m)
Top Speed [km/h] (Section)	66.9 (400m)
Race State	Finished



Eagle Farm QLD Professional  
Race 9: GEMLIFE DIAMOND DASH BENCHMARK 80 Handicap - 1200m

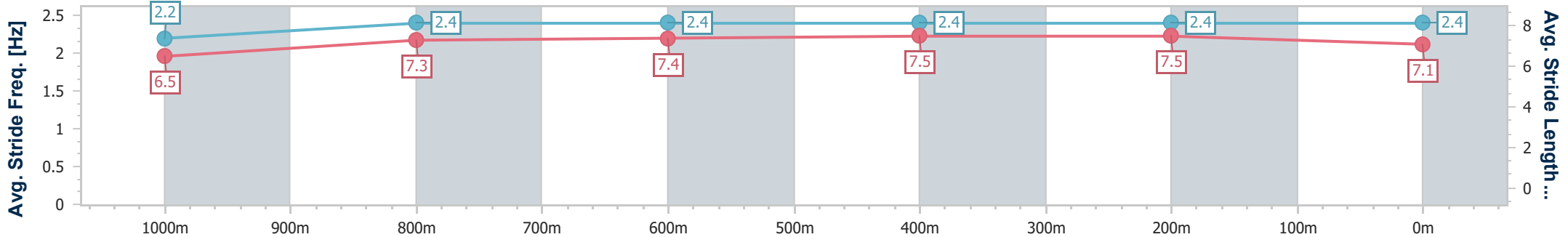
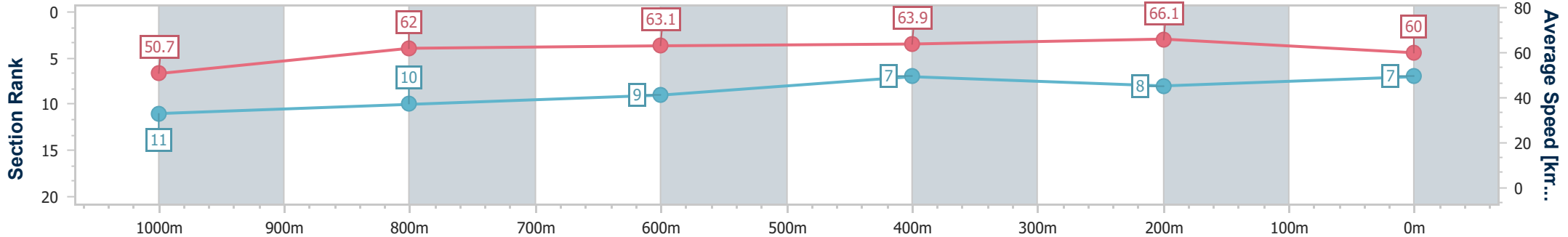


09 December 2023 - 17:11

Track Rating: Good 4, Weather: Fine, Rail Position: True

BRISBANE RACING CLUB

Section	Overall	1000m	800m	600m	400m	200m
Section Times	1:11.35 [7] (0:14.20)	0:57.15 [11] (0:11.68)	0:45.47 [10] (0:11.40)	0:34.07 [9] (0:11.21)	0:22.86 [7] (0:10.92)	0:11.94 [8] (0:11.94)
Average Speed [km/h]	50.7	62.0	63.1	63.9	66.1	60.0
Top Speed [km/h]	64.9	64.4	65.2	66.6	66.9	64.0
Avg. Dist. to Rail [m]	5.2	0.9	0.5	0.7	2.5	0.9
Avg. Stride Freq. [Hz]	2.2	2.4	2.4	2.4	2.4	2.4
Avg. Stride Length [m]	6.5	7.3	7.4	7.5	7.5	7.1



- [ ] Ranking at each section and finish
- .-.- No data available at this section
- NA No data available



Horse/Jockey Name	Our Magnus
Final Rank	8
Fastest Section Time (Section)	0:11.09 (400m)
Top Speed [km/h] (Section)	66.4 (400m)
Race State	Finished



Eagle Farm QLD Professional  
Race 9: GEMLIFE DIAMOND DASH BENCHMARK 80 Handicap - 1200m

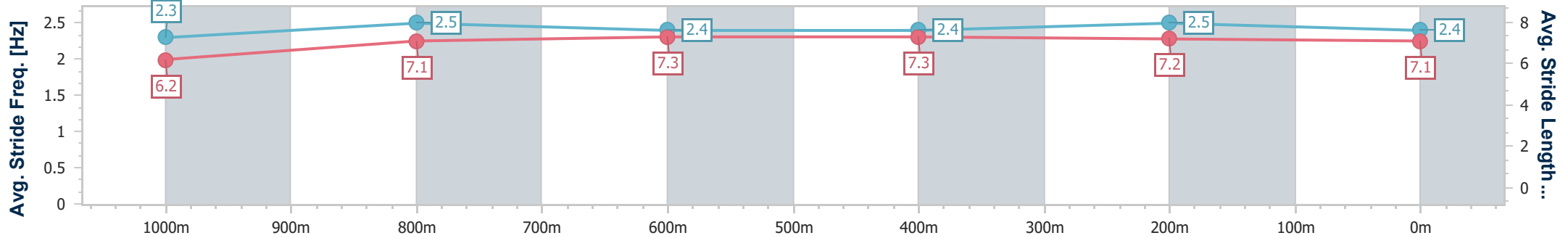
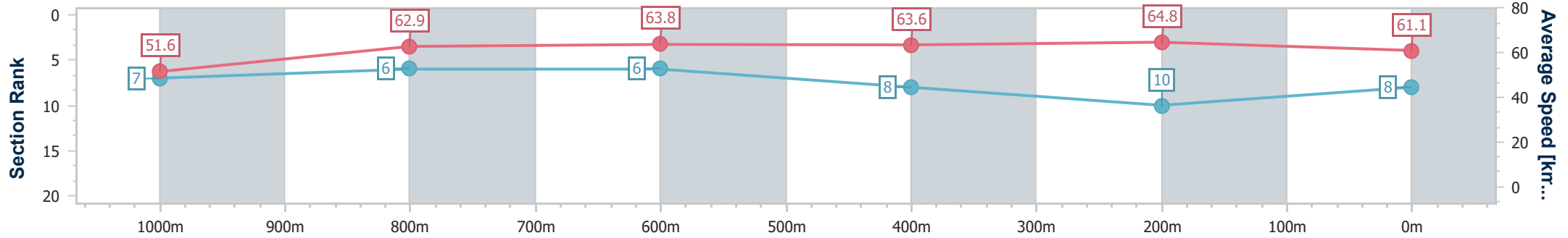


09 December 2023 - 17:11

Track Rating: Good 4, Weather: Fine, Rail Position: True

BRISBANE RACING CLUB

Section	Overall	1000m	800m	600m	400m	200m
Section Times	1:11.40 [8] (0:13.99)	0:57.41 [7] (0:11.54)	0:45.87 [6] (0:11.45)	0:34.42 [6] (0:11.51)	0:22.91 [8] (0:11.09)	0:11.82 [10] (0:11.82)
Average Speed [km/h]	51.6	62.9	63.8	63.6	64.8	61.1
Top Speed [km/h]	62.4	63.9	64.4	65.0	66.4	65.0
Avg. Dist. to Rail [m]	1.2	1.7	2.7	3.5	11.4	11.1
Avg. Stride Freq. [Hz]	2.3	2.5	2.4	2.4	2.5	2.4
Avg. Stride Length [m]	6.2	7.1	7.3	7.3	7.2	7.1



- [ ] Ranking at each section and finish
- .-.- No data available at this section
- NA No data available



Horse/Jockey Name	Self Indulgent
Final Rank	9
Fastest Section Time (Section)	0:11.06 (400m)
Top Speed [km/h] (Section)	65.9 (400m)
Race State	Finished



Eagle Farm QLD Professional  
Race 9: GEMLIFE DIAMOND DASH BENCHMARK 80 Handicap - 1200m

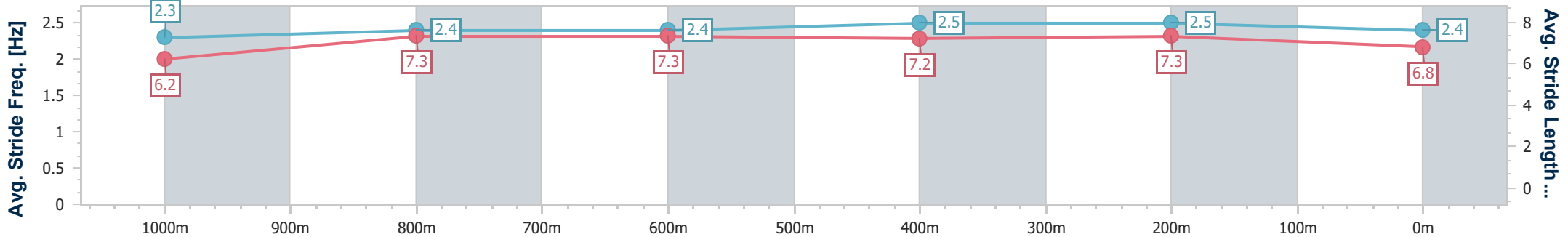
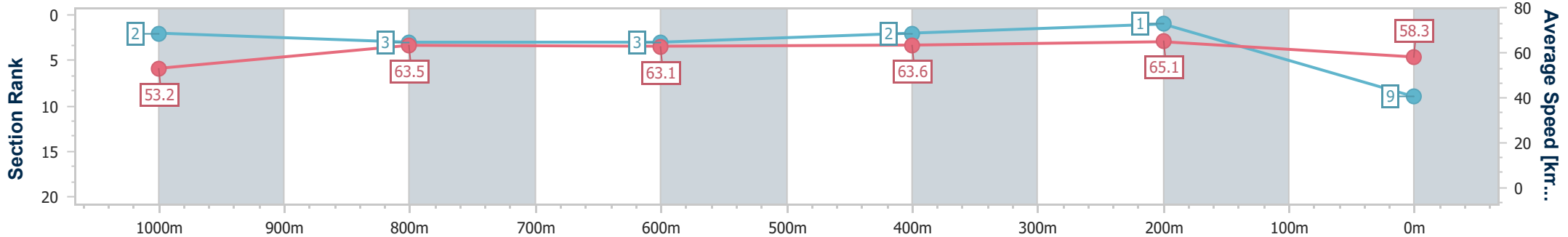


09 December 2023 - 17:11

Track Rating: Good 4, Weather: Fine, Rail Position: True

BRISBANE RACING CLUB

Section	Overall	1000m	800m	600m	400m	200m
Section Times	1:11.41 [9] (0:13.55)	0:57.86 [2] (0:11.52)	0:46.34 [3] (0:11.49)	0:34.85 [3] (0:11.42)	0:23.43 [2] (0:11.06)	0:12.37 [1] (0:12.37)
Average Speed [km/h]	53.2	63.5	63.1	63.6	65.1	58.3
Top Speed [km/h]	64.4	64.7	65.1	65.3	65.9	63.8
Avg. Dist. to Rail [m]	7.4	2.3	2.1	2.0	6.0	7.3
Avg. Stride Freq. [Hz]	2.3	2.4	2.4	2.5	2.5	2.4
Avg. Stride Length [m]	6.2	7.3	7.3	7.2	7.3	6.8



- [ ] Ranking at each section and finish
- .-.- No data available at this section
- NA No data available



Horse/Jockey Name	Delexo
Final Rank	10
Fastest Section Time (Section)	0:11.06 (400m)
Top Speed [km/h] (Section)	66.2 (400m)
Race State	Finished



Eagle Farm QLD Professional  
Race 9: GEMLIFE DIAMOND DASH BENCHMARK 80 Handicap - 1200m

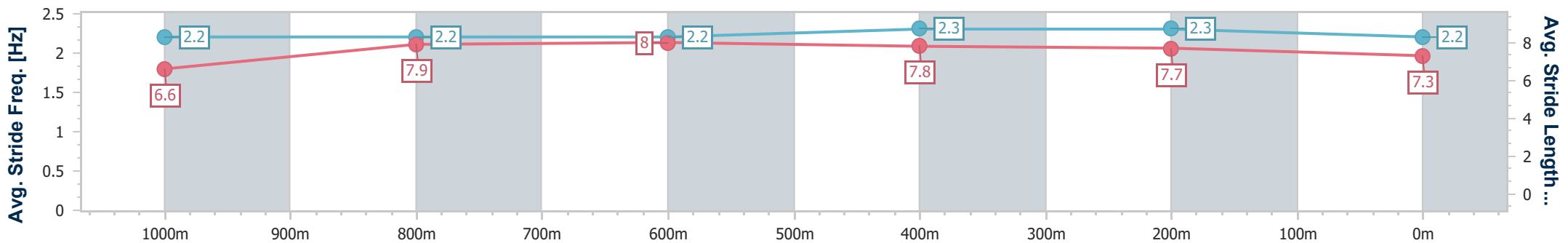
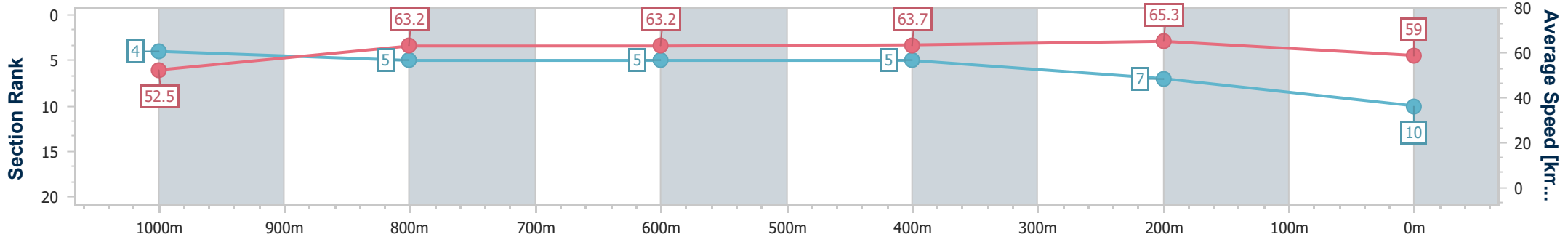


09 December 2023 - 17:11

BRISBANE RACING CLUB

Track Rating: Good 4, Weather: Fine, Rail Position: True

Section	Overall	1000m	800m	600m	400m	200m
Section Times	1:11.58 [10] (0:13.75)	0:57.83 [4] (0:11.60)	0:46.23 [5] (0:11.50)	0:34.73 [5] (0:11.46)	0:23.27 [5] (0:11.06)	0:12.21 [7] (0:12.21)
Average Speed [km/h]	52.5	63.2	63.2	63.7	65.3	59.0
Top Speed [km/h]	63.7	64.5	65.3	65.9	66.2	63.3
Avg. Dist. to Rail [m]	3.3	3.6	2.3	3.0	9.7	10.3
Avg. Stride Freq. [Hz]	2.2	2.2	2.2	2.3	2.3	2.2
Avg. Stride Length [m]	6.6	7.9	8.0	7.8	7.7	7.3



- [ ] Ranking at each section and finish
- .-.- No data available at this section
- NA No data available



Horse/Jockey Name	Pacific Atlantic
Final Rank	11
Fastest Section Time (Section)	0:11.04 (400m)
Top Speed [km/h] (Section)	66.8 (400m)
Race State	Finished



Eagle Farm QLD Professional  
Race 9: GEMLIFE DIAMOND DASH BENCHMARK 80 Handicap - 1200m

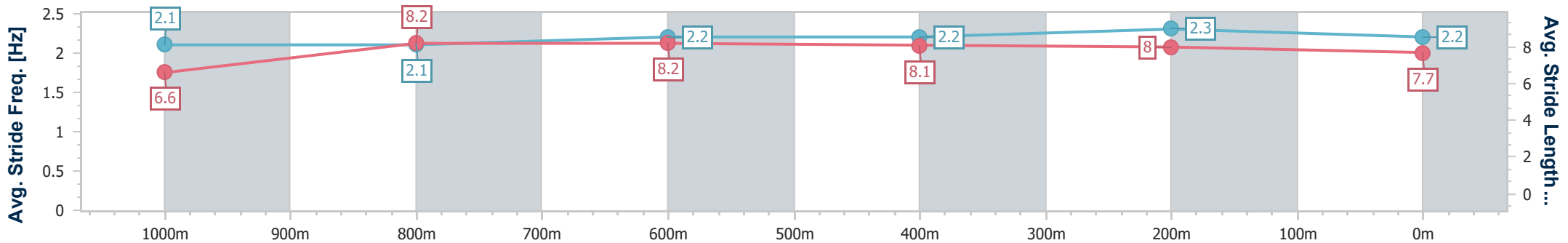
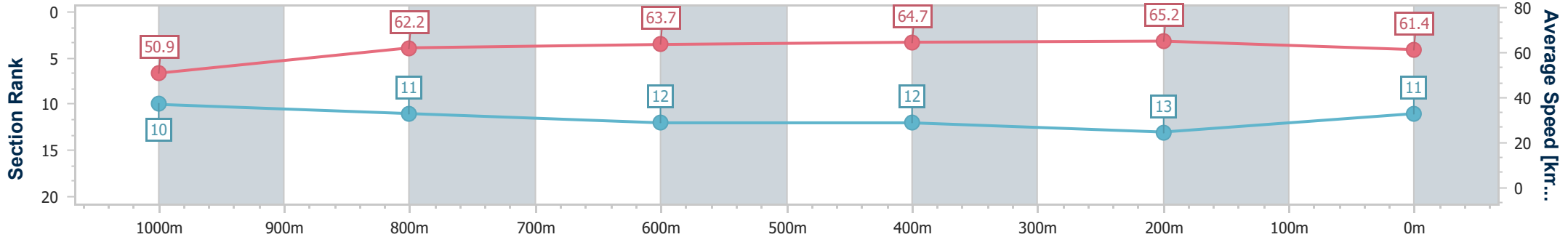


09 December 2023 - 17:11

Track Rating: Good 4, Weather: Fine, Rail Position: True

BRISBANE RACING CLUB

Section	Overall	1000m	800m	600m	400m	200m
Section Times	1:11.61 [11] (0:14.10)	0:57.51 [10] (0:11.86)	0:45.65 [11] (0:11.52)	0:34.13 [12] (0:11.43)	0:22.70 [12] (0:11.04)	0:11.66 [13] (0:11.66)
Average Speed [km/h]	50.9	62.2	63.7	64.7	65.2	61.4
Top Speed [km/h]	62.2	63.5	64.5	66.6	66.8	64.4
Avg. Dist. to Rail [m]	6.5	4.4	4.1	4.7	13.7	12.2
Avg. Stride Freq. [Hz]	2.1	2.1	2.2	2.2	2.3	2.2
Avg. Stride Length [m]	6.6	8.2	8.2	8.1	8.0	7.7



- [ ] Ranking at each section and finish
- .-.- No data available at this section
- NA No data available



Horse/Jockey Name	Titanium
Final Rank	12
Fastest Section Time (Section)	0:10.90 (400m)
Top Speed [km/h] (Section)	67.7 (400m)
Race State	Finished



Eagle Farm QLD Professional  
Race 9: GEMLIFE DIAMOND DASH BENCHMARK 80 Handicap - 1200m

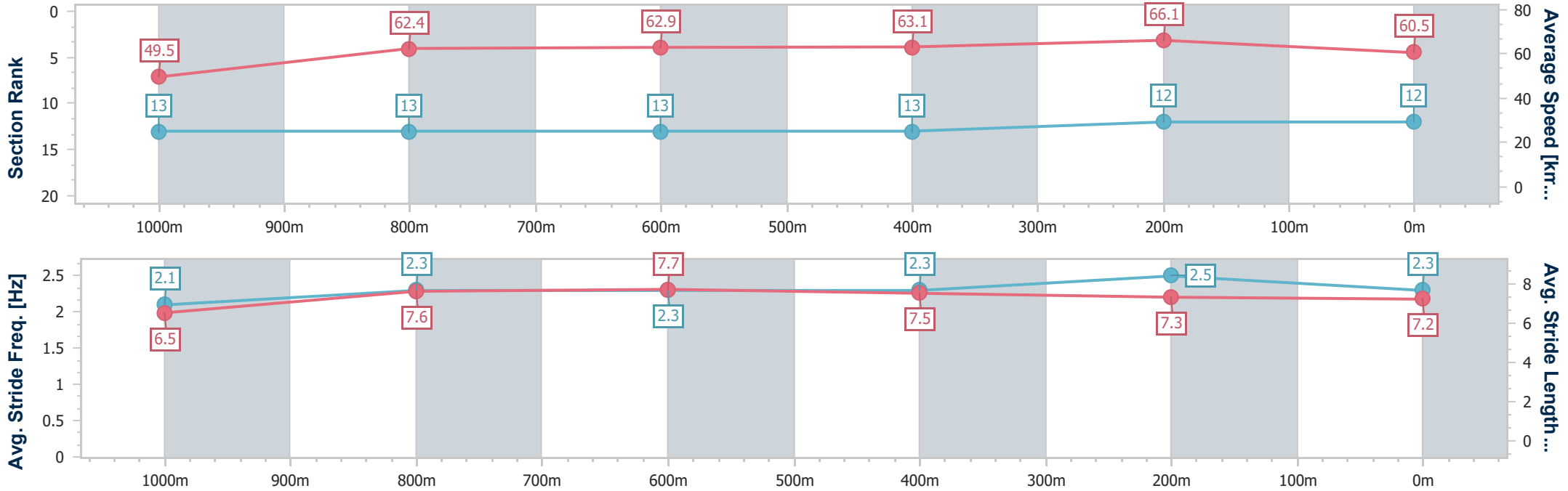


09 December 2023 - 17:11

BRISBANE RACING CLUB

Track Rating: Good 4, Weather: Fine, Rail Position: True

Section	Overall	1000m	800m	600m	400m	200m
Section Times	1:11.73 [12] (0:14.53)	0:57.20 [13] (0:11.60)	0:45.60 [13] (0:11.42)	0:34.18 [13] (0:11.39)	0:22.79 [13] (0:10.90)	0:11.89 [12] (0:11.89)
Average Speed [km/h]	49.5	62.4	62.9	63.1	66.1	60.5
Top Speed [km/h]	62.6	63.2	64.2	64.6	67.7	65.9
Avg. Dist. to Rail [m]	5.9	1.2	0.8	0.8	2.7	0.6
Avg. Stride Freq. [Hz]	2.1	2.3	2.3	2.3	2.5	2.3
Avg. Stride Length [m]	6.5	7.6	7.7	7.5	7.3	7.2



- [ ] Ranking at each section and finish
- .-.- No data available at this section
- NA No data available



Horse/Jockey Name	Gogol
Final Rank	13
Fastest Section Time (Section)	0:10.98 (400m)
Top Speed [km/h] (Section)	66.9 (400m)
Race State	Finished



Eagle Farm QLD Professional  
Race 9: GEMLIFE DIAMOND DASH BENCHMARK 80 Handicap - 1200m

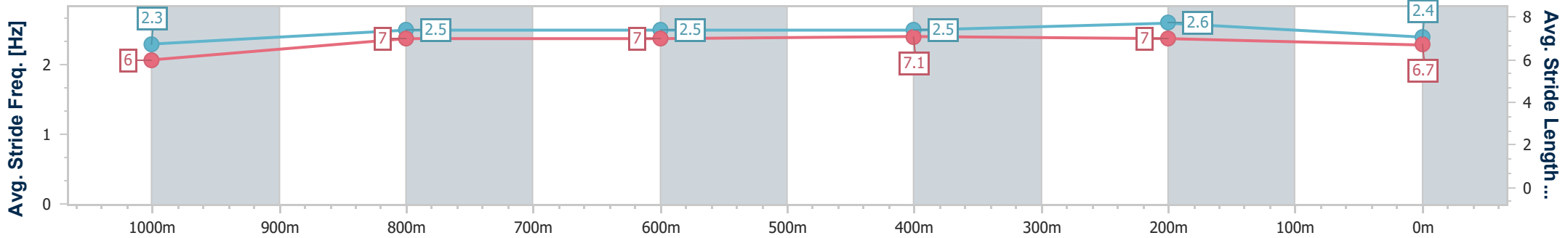
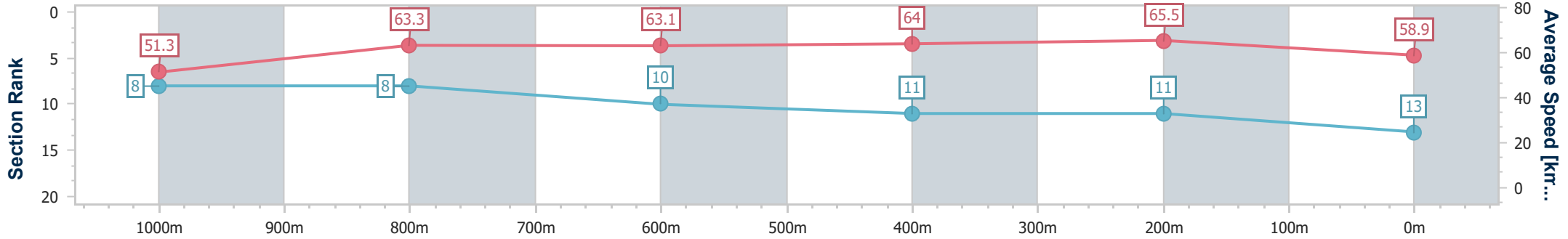


09 December 2023 - 17:11

Track Rating: Good 4, Weather: Fine, Rail Position: True

BRISBANE RACING CLUB

Section	Overall	1000m	800m	600m	400m	200m
Section Times	1:11.97 [13] (0:14.05)	0:57.92 [8] (0:11.61)	0:46.31 [8] (0:11.63)	0:34.68 [10] (0:11.46)	0:23.22 [11] (0:10.98)	0:12.24 [11] (0:12.24)
Average Speed [km/h]	51.3	63.3	63.1	64.0	65.5	58.9
Top Speed [km/h]	63.8	64.9	64.8	65.9	66.9	64.5
Avg. Dist. to Rail [m]	4.9	3.7	4.3	3.8	8.5	6.6
Avg. Stride Freq. [Hz]	2.3	2.5	2.5	2.5	2.6	2.4
Avg. Stride Length [m]	6.0	7.0	7.0	7.1	7.0	6.7



- [ ] Ranking at each section and finish
- .-.- No data available at this section
- NA No data available