



# Eagle Farm QLD Professional

## Race 7: LADBROKES JUST NOW - 1300m

09 December 2023 - 15:49



BRISBANE  
RACING CLUB

Track Rating: Good 4, Weather: Fine, Rail Position: True

Section		Overall	1200m	1000m	800m	600m	400m	Last 600m				
Field Times		1:16.03 (0:07.63)	1:08.40 (0:10.55)	0:57.85 (0:11.05)	0:46.80 (0:11.49)	0:35.31 (0:11.60)	0:23.71 (0:11.56)	0:35.31				
Rank	TAB Horse/Jockey	Barrier	Top Speed [km/h]	Fastest Section	Distance Travelled [m]							
1	12 CHATTY LADY Kyle Wilson-Taylor	3	66.3 1200m	0:07.81 Overall	1:16.03 [1] (0:07.81)	1:08.22 [7] (0:10.98)	0:57.24 [7] (0:11.15)	0:46.09 [6] (0:11.49)	0:34.60 [6] (0:11.25)	0:23.35 [5] (0:11.22)	0:34.60	
2	4 ESSONNE Angela Jones	4	67.4 1200m	0:08.08 Overall	1:16.15 [2] (0:08.08)	1:08.07 [8] (0:11.03)	0:57.04 [9] (0:11.16)	0:45.88 [9] (0:11.40)	0:34.48 [8] (0:11.24)	0:23.24 [8] (0:11.25)	0:34.48	-3
3	3 BETTER GET SET Ben Thompson	6	67.7 1200m	0:07.71 Overall	1:16.16 [3] (0:07.71)	1:08.45 [5] (0:10.97)	0:57.48 [6] (0:11.33)	0:46.15 [7] (0:11.57)	0:34.58 [7] (0:11.30)	0:23.28 [6] (0:11.13)	0:34.58	+7
4	2 EXTREMIST Robbie Dolan	15	71.4 1200m	0:07.68 Overall	1:16.33 [4] (0:07.68)	1:08.65 [4] (0:10.50)	0:58.15 [1] (0:11.05)	0:47.10 [1] (0:11.49)	0:35.61 [1] (0:11.60)	0:24.01 [1] (0:11.56)	0:35.61	+7
5	1 STARTANTES Martin Harley	14	68.1 400m	0:08.39 Overall	1:16.41 [5] (0:08.39)	1:08.02 [11] (0:11.04)	0:56.98 [11] (0:11.21)	0:45.77 [11] (0:11.53)	0:34.24 [11] (0:11.09)	0:23.15 [10] (0:10.89)	0:34.24	+6
6	5 GLORIOUS RUBY Marnu Potgieter	2	68.8 1200m	0:07.65 Overall	1:17.06 [6] (0:07.65)	1:09.41 [3] (0:10.66)	0:58.75 [3] (0:11.22)	0:47.53 [2] (0:11.34)	0:36.19 [2] (0:11.50)	0:24.69 [2] (0:11.61)	0:36.19	-1
7	13 PER INAWAY Jim Byrne	10	70.4 1200m	0:07.64 Overall	1:17.27 [7] (0:07.64)	1:09.63 [2] (0:10.64)	0:58.99 [2] (0:11.39)	0:47.60 [3] (0:11.54)	0:36.06 [3] (0:11.45)	0:24.61 [4] (0:11.50)	0:36.06	+10
8	8 LA SOEUR Sean Cormack	1	67.8 1200m	0:07.63 Overall	1:17.29 [8] (0:07.63)	1:09.66 [1] (0:10.86)	0:58.80 [4] (0:11.25)	0:47.55 [4] (0:11.53)	0:36.02 [5] (0:11.36)	0:24.66 [3] (0:11.63)	0:36.02	+3
9	7 DEEP ROUGE Damien Thornton	11	68.4 1200m	0:08.09 Overall	1:17.61 [9] (0:08.09)	1:09.52 [9] (0:10.86)	0:58.66 [8] (0:11.31)	0:47.35 [8] (0:11.50)	0:35.85 [9] (0:11.36)	0:24.49 [9] (0:11.31)	0:35.85	+9
10	10 DUCHESS BREE Melea Castle	5	68.3 1200m	0:08.28 Overall	1:18.22 [10] (0:08.28)	1:09.94 [10] (0:10.93)	0:59.01 [10] (0:11.36)	0:47.65 [10] (0:11.45)	0:36.20 [10] (0:11.31)	0:24.89 [11] (0:11.76)	0:36.20	+5

Scratched: She Mine (#9), Lady Shotgun (#14), Stroll (#6), Midnight In Tokyo (#15)

Report Created: Sat 9 December 2023 16:06 GMT+ (Note: Timing is based on position data)

Page 1/15

[ ] Ranking at each section and finish  
 -:-:- No data available at this section  
 NA No data available  
 SCN Saddle cloth number  
 DNF Did not finish  
 DNT Did not track

data processed by TRIPLES DATA



**Eagle Farm QLD Professional**  
**Race 7: LADBROKES JUST NOW - 1300m**  
**09 December 2023 - 15:49**



BRISBANE  
RACING CLUB

Track Rating: Good 4, Weather: Fine, Rail Position: True

Section	Overall	1200m	1000m	800m	600m	400m	Last 600m
Field Times	1:16.03 (0:07.63)	1:08.40 (0:10.55)	0:57.85 (0:11.05)	0:46.80 (0:11.49)	0:35.31 (0:11.60)	0:23.71 (0:11.56)	0:35.31

Rank	TAB	Horse/Jockey	Barrier	Top Speed [km/h]	Fastest Section	Overall	1200m	1000m	800m	600m	400m	Last 600m	Distance Travelled [m]
11	11	SAKURA GIRL	7	69.0	0:07.77	1:18.95 [11]	1:11.18 [6]	1:00.41 [5]	0:49.11 [5]	0:37.72 [4]	0:26.05 [7]	0:37.72	+5
		Samantha Collett		1200m	Overall	(0:07.77)	(0:10.77)	(0:11.30)	(0:11.39)	(0:11.67)	(0:12.11)		

Scratched: She Mine (#9), Lady Shotgun (#14), Stroll (#6), Midnight In Tokyo (#15)

[ ] Ranking at each section and finish  
 -:-:- No data available at this section  
 NA No data available

SCN Saddle cloth number  
 DNF Did not finish  
 DNT Did not track



**Eagle Farm QLD Professional**  
**Race 7: LADBROKES JUST NOW - 1300m**  
**09 December 2023 - 15:49**



Track Rating: Good 4, Weather: Fine, Rail Position: True

Section							200m			Last 600m
Field Times							0:12.15			0:35.31
Rank	TAB	Horse/Jockey	Barrier	Top Speed [km/h]	Fastest Section	Margin				Distance Travelled [m]
1	12	<b>CHATTY LADY</b> Kyle Wilson-Taylor	3	66.3 1200m	0:07.81 Overall	0:12.13 [2] (0:12.13)	1:16.03		0:34.60	
2	4	<b>ESSONNE</b> Angela Jones	4	67.4 1200m	0:08.08 Overall	0:11.99 [7] (0:11.99)	0.7L		0:34.48	-3
3	3	<b>BETTER GET SET</b> Ben Thompson	6	67.7 1200m	0:07.71 Overall	0:12.15 [4] (0:12.15)	0.75L		0:34.58	+7
4	2	<b>EXTREMIST</b> Robbie Dolan	15	71.4 1200m	0:07.68 Overall	0:12.45 [1] (0:12.45)	1.74L		0:35.61	+7
5	1	<b>STARTANTES</b> Martin Harley	14	68.1 400m	0:08.39 Overall	0:12.26 [5] (0:12.26)	2.21L		0:34.24	+6
6	5	<b>GLORIOUS RUBY</b> Marnu Potgieter	2	68.8 1200m	0:07.65 Overall	0:13.08 [3] (0:13.08)	6.03L		0:36.19	-1
7	13	<b>PER INAWAY</b> Jim Byrne	10	70.4 1200m	0:07.64 Overall	0:13.11 [6] (0:13.11)	7.29L		0:36.06	+10
8	8	<b>LA SOEUR</b> Sean Cormack	1	67.8 1200m	0:07.63 Overall	0:13.03 [8] (0:13.03)	7.41L		0:36.02	+3
9	7	<b>DEEP ROUGE</b> Damien Thornton	11	68.4 1200m	0:08.09 Overall	0:13.18 [9] (0:13.18)	9.27L		0:35.85	+9
10	10	<b>DUCHESS BREE</b> Melea Castle	5	68.3 1200m	0:08.28 Overall	0:13.13 [11] (0:13.13)	12.84L		0:36.20	+5

Scratched: She Mine (#9), Lady Shotgun (#14), Stroll (#6), Midnight In Tokyo (#15)

[ ] Ranking at each section and finish  
 -:-:- No data available at this section  
 NA No data available

SCN Saddle cloth number  
 DNF Did not finish  
 DNT Did not track



**Eagle Farm QLD Professional**  
**Race 7: LADBROKES JUST NOW - 1300m**  
**09 December 2023 - 15:49**



Track Rating: Good 4, Weather: Fine, Rail Position: True

Section		200m		Last 600m		
Field Times		0:12.15 (0:12.15)		0:35.31		
Rank	TAB Horse/Jockey	Barrier	Top Speed [km/h]	Fastest Section	Margin	Distance Travelled [m]
11	11 SAKURA GIRL	7	69.0	0:07.77	0:13.94 [10]	17.18L
	Samantha Collett		1200m	Overall	(0:13.94)	0:37.72 +5

Scratched: She Mine (#9), Lady Shotgun (#14), Stroll (#6), Midnight In Tokyo (#15)

[ ] Ranking at each section and finish  
 -:-:- No data available at this section  
 NA No data available

SCN Saddle cloth number  
 DNF Did not finish  
 DNT Did not track



Horse/Jockey Name	Chatty Lady
Final Rank	1
Fastest Section Time (Section)	0:07.81 (Overall)
Top Speed [km/h] (Section)	66.3 (1200m)
Race State	Finished

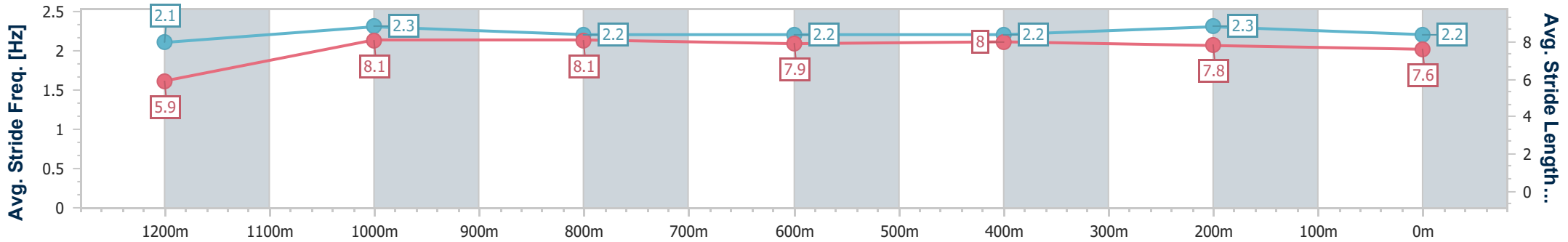
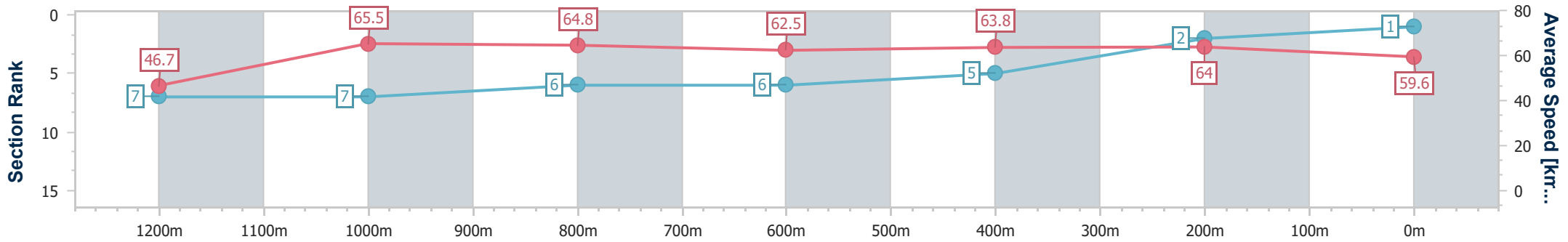


Eagle Farm QLD Professional  
 Race 7: LADBROKES JUST NOW - 1300m  
 09 December 2023 - 15:49  
 Track Rating: Good 4, Weather: Fine, Rail Position: True



BRISBANE  
RACING CLUB

Section	Overall	1200m	1000m	800m	600m	400m	200m
Section Times	1:16.03 [1] (0:07.81)	1:08.22 [7] (0:10.98)	0:57.24 [7] (0:11.15)	0:46.09 [6] (0:11.49)	0:34.60 [6] (0:11.25)	0:23.35 [5] (0:11.22)	0:12.13 [2] (0:12.13)
Average Speed [km/h]	46.7	65.5	64.8	62.5	63.8	64.0	59.6
Top Speed [km/h]	62.9	66.3	66.1	63.8	64.6	65.5	63.0
Avg. Dist. to Rail [m]	12.0	2.1	0.7	0.6	1.3	6.8	11.4
Avg. Stride Freq. [Hz]	2.1	2.3	2.2	2.2	2.2	2.3	2.2
Avg. Stride Length [m]	5.9	8.1	8.1	7.9	8.0	7.8	7.6



- [ ] Ranking at each section and finish
- .-.- No data available at this section
- NA No data available



Horse/Jockey Name	Essonne
Final Rank	2
Fastest Section Time (Section)	0:08.08 (Overall)
Top Speed [km/h] (Section)	67.4 (1200m)
Race State	Finished

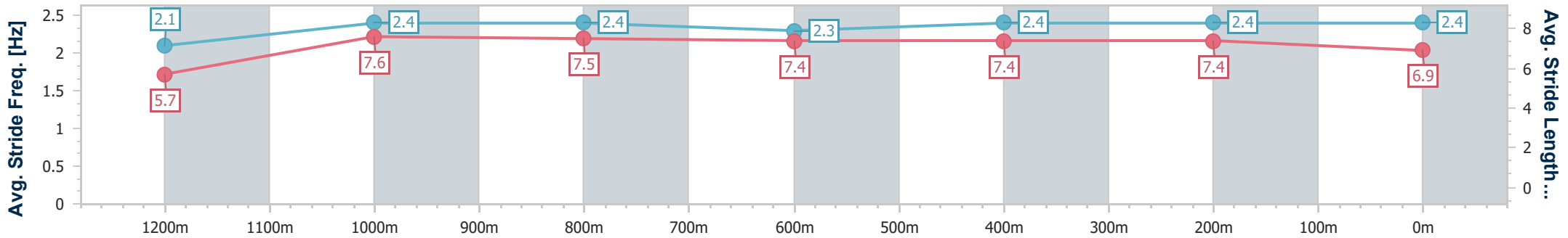
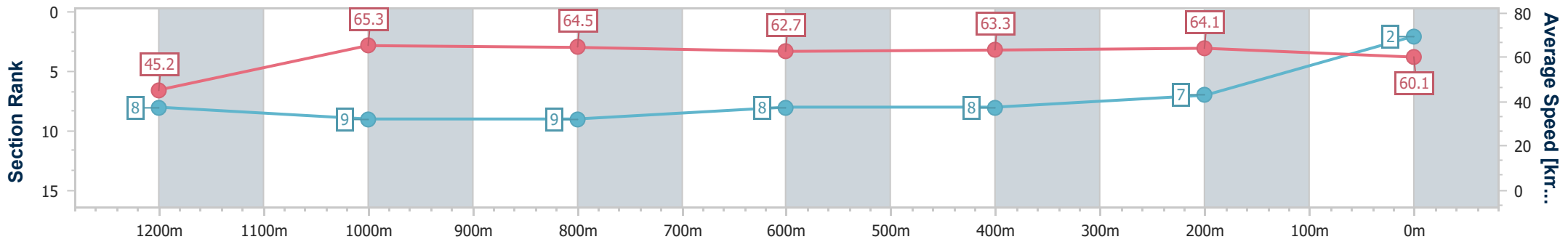


Eagle Farm QLD Professional  
 Race 7: LADBROKES JUST NOW - 1300m  
 09 December 2023 - 15:49  
 Track Rating: Good 4, Weather: Fine, Rail Position: True



BRISBANE  
RACING CLUB

Section	Overall	1200m	1000m	800m	600m	400m	200m
Section Times	1:16.15 [2] (0:08.08)	1:08.07 [8] (0:11.03)	0:57.04 [9] (0:11.16)	0:45.88 [9] (0:11.40)	0:34.48 [8] (0:11.24)	0:23.24 [8] (0:11.25)	0:11.99 [7] (0:11.99)
Average Speed [km/h]	45.2	65.3	64.5	62.7	63.3	64.1	60.1
Top Speed [km/h]	60.7	67.4	65.7	64.3	64.7	65.0	63.0
Avg. Dist. to Rail [m]	12.4	1.1	0.5	1.6	2.3	5.9	13.1
Avg. Stride Freq. [Hz]	2.1	2.4	2.4	2.3	2.4	2.4	2.4
Avg. Stride Length [m]	5.7	7.6	7.5	7.4	7.4	7.4	6.9



- [ ] Ranking at each section and finish
- .-.- No data available at this section
- NA No data available



Horse/Jockey Name	Better Get Set
Final Rank	3
Fastest Section Time (Section)	0:07.71 (Overall)
Top Speed [km/h] (Section)	67.7 (1200m)
Race State	Finished

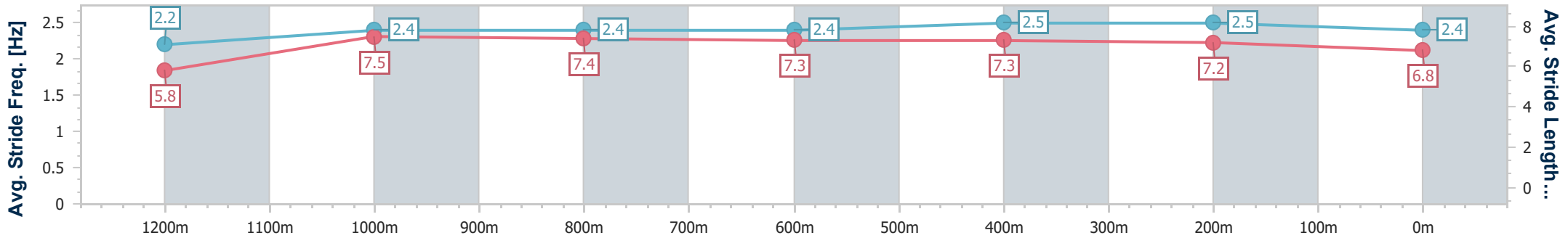
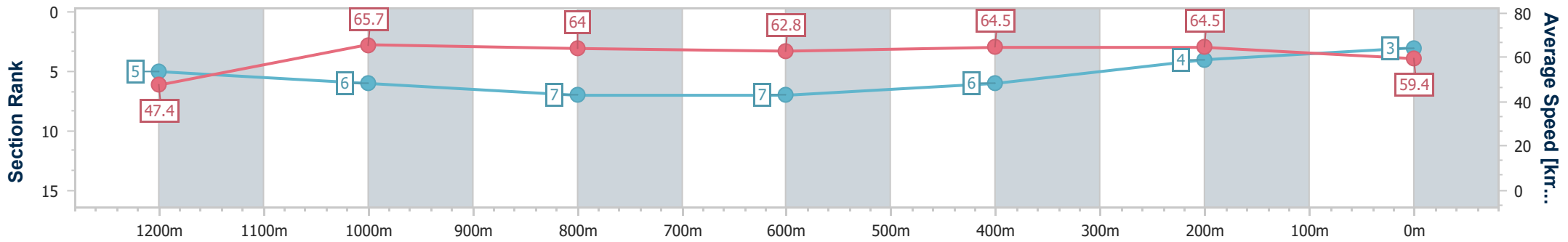


Eagle Farm QLD Professional  
 Race 7: LADBROKES JUST NOW - 1300m  
 09 December 2023 - 15:49  
 Track Rating: Good 4, Weather: Fine, Rail Position: True



BRISBANE  
RACING CLUB

Section	Overall	1200m	1000m	800m	600m	400m	200m
Section Times	1:16.16 [3] (0:07.71)	1:08.45 [5] (0:10.97)	0:57.48 [6] (0:11.33)	0:46.15 [7] (0:11.57)	0:34.58 [7] (0:11.30)	0:23.28 [6] (0:11.13)	0:12.15 [4] (0:12.15)
Average Speed [km/h]	47.4	65.7	64.0	62.8	64.5	64.5	59.4
Top Speed [km/h]	62.1	67.7	66.0	64.6	65.2	65.9	62.9
Avg. Dist. to Rail [m]	14.1	2.6	1.8	1.9	2.1	7.9	12.1
Avg. Stride Freq. [Hz]	2.2	2.4	2.4	2.4	2.5	2.5	2.4
Avg. Stride Length [m]	5.8	7.5	7.4	7.3	7.3	7.2	6.8



- [ ] Ranking at each section and finish
- .-.- No data available at this section
- NA No data available



Horse/Jockey Name	Extremist
Final Rank	4
Fastest Section Time (Section)	0:07.68 (Overall)
Top Speed [km/h] (Section)	71.4 (1200m)
Race State	Finished

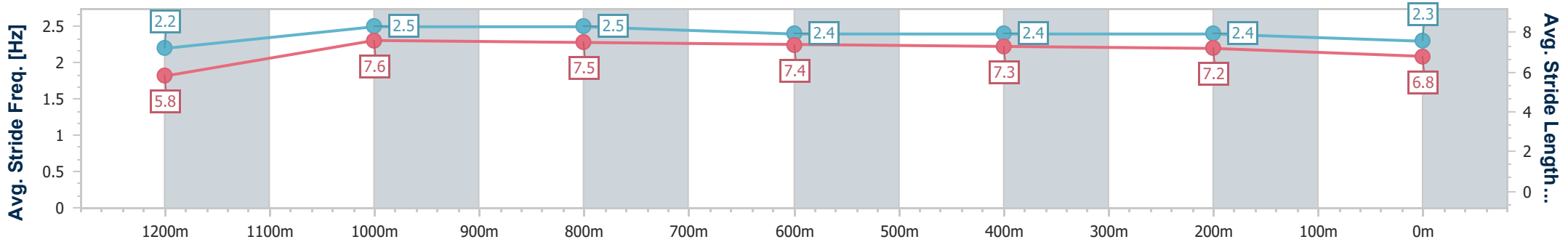
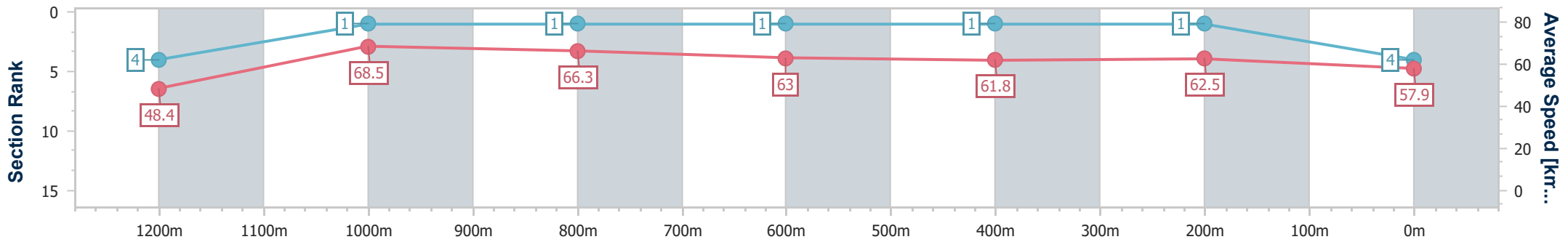


Eagle Farm QLD Professional  
 Race 7: LADBROKES JUST NOW - 1300m  
 09 December 2023 - 15:49  
 Track Rating: Good 4, Weather: Fine, Rail Position: True



BRISBANE  
RACING CLUB

Section	Overall	1200m	1000m	800m	600m	400m	200m
Section Times	1:16.33 [4] (0:07.68)	1:08.65 [4] (0:10.50)	0:58.15 [1] (0:11.05)	0:47.10 [1] (0:11.49)	0:35.61 [1] (0:11.60)	0:24.01 [1] (0:11.56)	0:12.45 [1] (0:12.45)
Average Speed [km/h]	48.4	68.5	66.3	63.0	61.8	62.5	57.9
Top Speed [km/h]	62.9	71.4	68.1	66.0	62.8	63.3	61.0
Avg. Dist. to Rail [m]	20.8	7.3	3.0	0.9	0.3	3.8	4.7
Avg. Stride Freq. [Hz]	2.2	2.5	2.5	2.4	2.4	2.4	2.3
Avg. Stride Length [m]	5.8	7.6	7.5	7.4	7.3	7.2	6.8



- [ ] Ranking at each section and finish
- .-.- No data available at this section
- NA No data available





Horse/Jockey Name	Startantes
Final Rank	5
Fastest Section Time (Section)	0:08.39 (Overall)
Top Speed [km/h] (Section)	68.1 (400m)
Race State	Finished

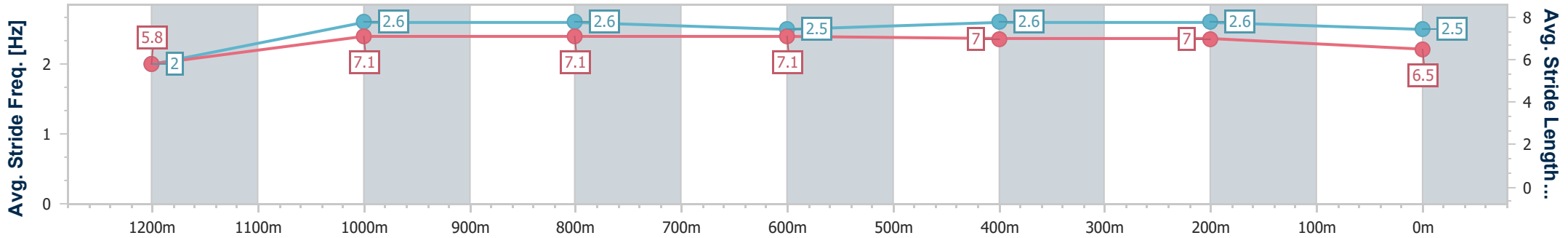
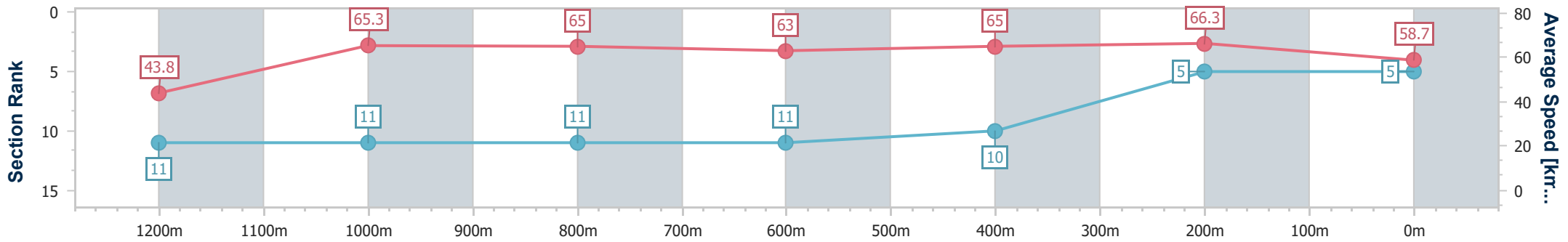


Eagle Farm QLD Professional  
 Race 7: LADBROKES JUST NOW - 1300m  
 09 December 2023 - 15:49  
 Track Rating: Good 4, Weather: Fine, Rail Position: True



BRISBANE  
RACING CLUB

Section	Overall	1200m	1000m	800m	600m	400m	200m
Section Times	1:16.41 [5] (0:08.39)	1:08.02 [11] (0:11.04)	0:56.98 [11] (0:11.21)	0:45.77 [11] (0:11.53)	0:34.24 [11] (0:11.09)	0:23.15 [10] (0:10.89)	0:12.26 [5] (0:12.26)
Average Speed [km/h]	43.8	65.3	65.0	63.0	65.0	66.3	58.7
Top Speed [km/h]	60.4	67.8	66.5	64.3	68.0	68.1	64.3
Avg. Dist. to Rail [m]	17.2	3.1	2.4	2.1	0.7	0.6	1.1
Avg. Stride Freq. [Hz]	2.0	2.6	2.6	2.5	2.6	2.6	2.5
Avg. Stride Length [m]	5.8	7.1	7.1	7.1	7.0	7.0	6.5



- [ ] Ranking at each section and finish
- .-.- No data available at this section
- NA No data available



Horse/Jockey Name	Glorious Ruby
Final Rank	6
Fastest Section Time (Section)	0:07.65 (Overall)
Top Speed [km/h] (Section)	68.8 (1200m)
Race State	Finished

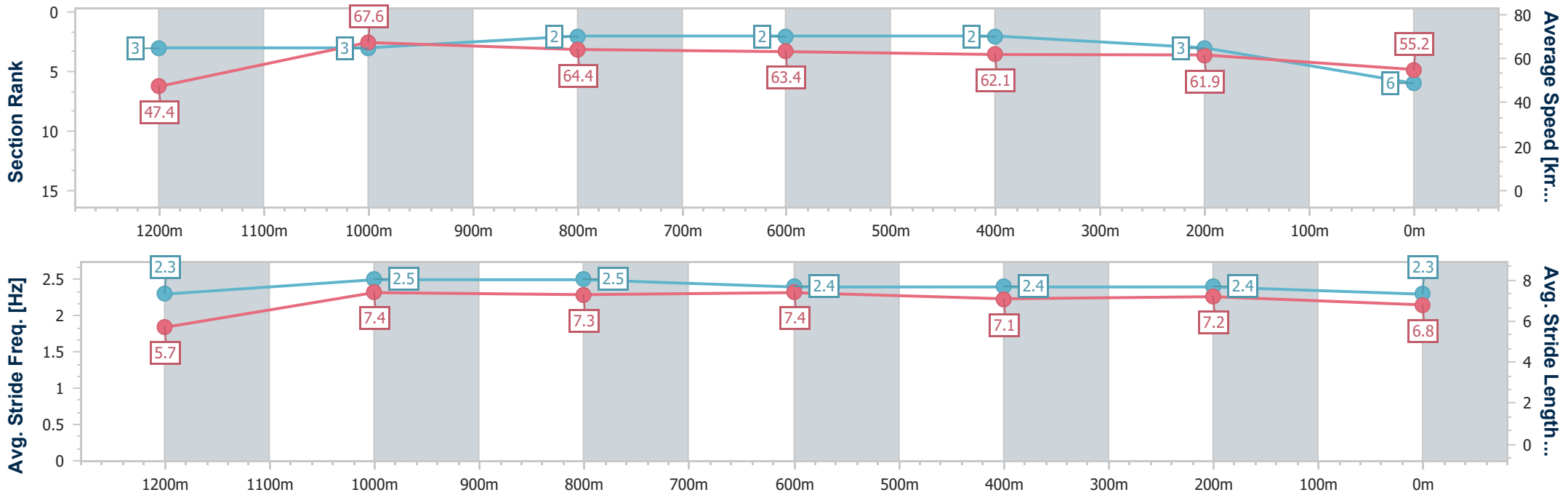


Eagle Farm QLD Professional  
 Race 7: LADBROKES JUST NOW - 1300m  
 09 December 2023 - 15:49  
 Track Rating: Good 4, Weather: Fine, Rail Position: True



BRISBANE  
RACING CLUB

Section	Overall	1200m	1000m	800m	600m	400m	200m
Section Times	1:17.06 [6] (0:07.65)	1:09.41 [3] (0:10.66)	0:58.75 [3] (0:11.22)	0:47.53 [2] (0:11.34)	0:36.19 [2] (0:11.50)	0:24.69 [2] (0:11.61)	0:13.08 [3] (0:13.08)
Average Speed [km/h]	47.4	67.6	64.4	63.4	62.1	61.9	55.2
Top Speed [km/h]	66.1	68.8	66.0	65.4	63.3	63.4	59.8
Avg. Dist. to Rail [m]	10.9	2.5	0.8	0.7	1.4	4.9	7.8
Avg. Stride Freq. [Hz]	2.3	2.5	2.5	2.4	2.4	2.4	2.3
Avg. Stride Length [m]	5.7	7.4	7.3	7.4	7.1	7.2	6.8



- [ ] Ranking at each section and finish
- .-.- No data available at this section
- NA No data available



Horse/Jockey Name	Per Inaway
Final Rank	7
Fastest Section Time (Section)	0:07.64 (Overall)
Top Speed [km/h] (Section)	70.4 (1200m)
Race State	Finished

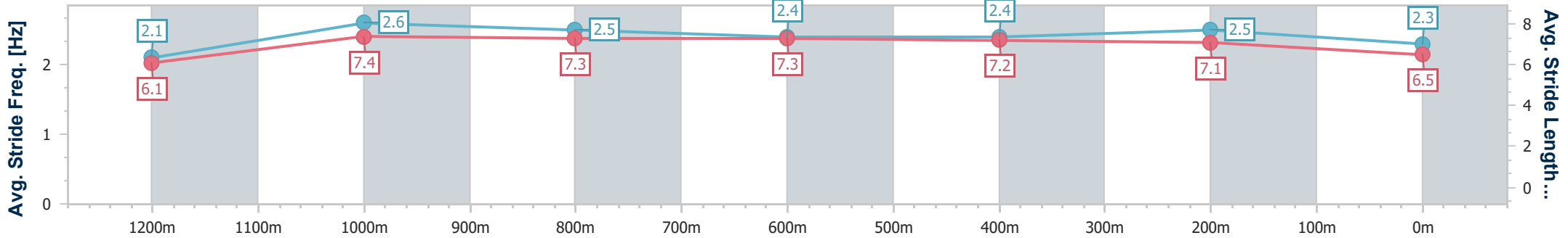
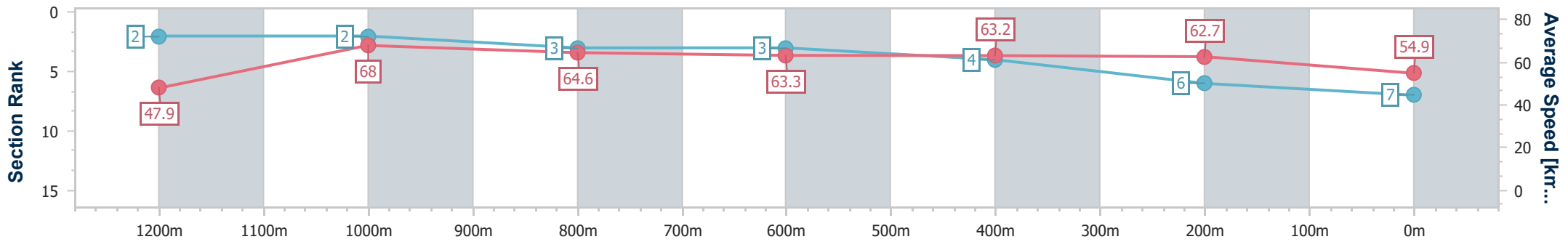


Eagle Farm QLD Professional  
 Race 7: LADBROKES JUST NOW - 1300m  
 09 December 2023 - 15:49  
 Track Rating: Good 4, Weather: Fine, Rail Position: True



BRISBANE  
RACING CLUB

Section	Overall	1200m	1000m	800m	600m	400m	200m
Section Times	1:17.27 [7] (0:07.64)	1:09.63 [2] (0:10.64)	0:58.99 [2] (0:11.39)	0:47.60 [3] (0:11.54)	0:36.06 [3] (0:11.45)	0:24.61 [4] (0:11.50)	0:13.11 [6] (0:13.11)
Average Speed [km/h]	47.9	68.0	64.6	63.3	63.2	62.7	54.9
Top Speed [km/h]	62.7	70.4	65.9	65.3	64.6	64.6	60.2
Avg. Dist. to Rail [m]	17.2	5.4	4.5	3.1	1.1	6.7	10.3
Avg. Stride Freq. [Hz]	2.1	2.6	2.5	2.4	2.4	2.5	2.3
Avg. Stride Length [m]	6.1	7.4	7.3	7.3	7.2	7.1	6.5



- [ ] Ranking at each section and finish
- .-.- No data available at this section
- NA No data available



Horse/Jockey Name	La Soeur
Final Rank	8
Fastest Section Time (Section)	0:07.63 (Overall)
Top Speed [km/h] (Section)	67.8 (1200m)
Race State	Finished

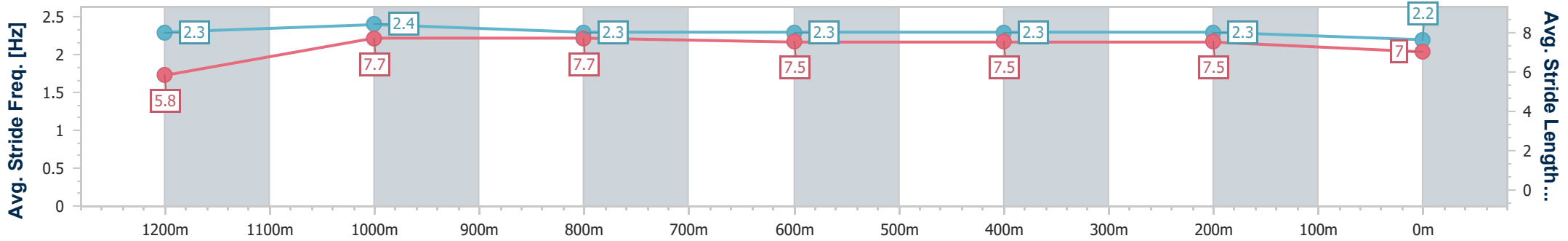
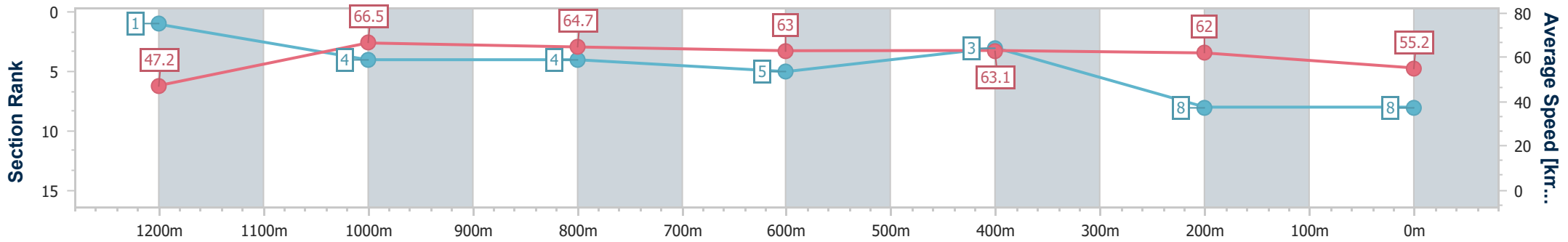


Eagle Farm QLD Professional  
 Race 7: LADBROKES JUST NOW - 1300m  
 09 December 2023 - 15:49  
 Track Rating: Good 4, Weather: Fine, Rail Position: True



BRISBANE  
RACING CLUB

Section	Overall	1200m	1000m	800m	600m	400m	200m
Section Times	1:17.29 [8] (0:07.63)	1:09.66 [1] (0:10.86)	0:58.80 [4] (0:11.25)	0:47.55 [4] (0:11.53)	0:36.02 [5] (0:11.36)	0:24.66 [3] (0:11.63)	0:13.03 [8] (0:13.03)
Average Speed [km/h]	47.2	66.5	64.7	63.0	63.1	62.0	55.2
Top Speed [km/h]	64.2	67.8	66.4	64.0	64.5	63.8	60.1
Avg. Dist. to Rail [m]	10.3	2.4	2.6	1.9	1.3	1.5	1.6
Avg. Stride Freq. [Hz]	2.3	2.4	2.3	2.3	2.3	2.3	2.2
Avg. Stride Length [m]	5.8	7.7	7.7	7.5	7.5	7.5	7.0



- [ ] Ranking at each section and finish
- .-.- No data available at this section
- NA No data available



Horse/Jockey Name	Deep Rouge
Final Rank	9
Fastest Section Time (Section)	0:08.09 (Overall)
Top Speed [km/h] (Section)	68.4 (1200m)
Race State	Finished

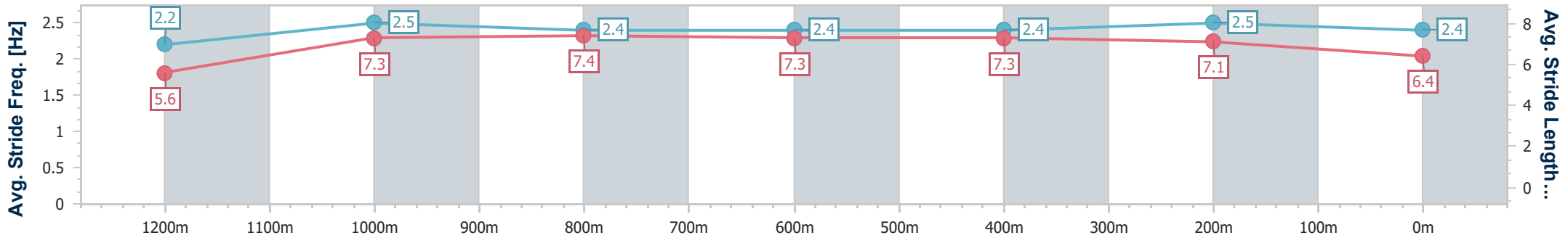
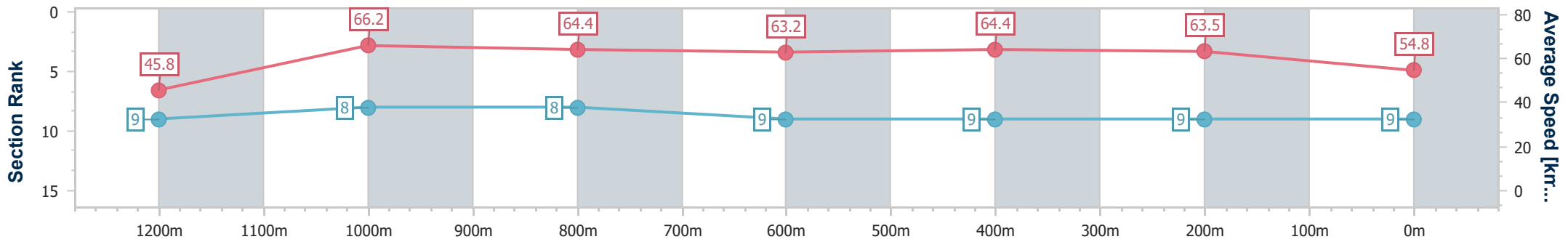


Eagle Farm QLD Professional  
 Race 7: LADBROKES JUST NOW - 1300m  
 09 December 2023 - 15:49  
 Track Rating: Good 4, Weather: Fine, Rail Position: True



BRISBANE  
RACING CLUB

Section	Overall	1200m	1000m	800m	600m	400m	200m
Section Times	1:17.61 [9] (0:08.09)	1:09.52 [9] (0:10.86)	0:58.66 [8] (0:11.31)	0:47.35 [8] (0:11.50)	0:35.85 [9] (0:11.36)	0:24.49 [9] (0:11.31)	0:13.18 [9] (0:13.18)
Average Speed [km/h]	45.8	66.2	64.4	63.2	64.4	63.5	54.8
Top Speed [km/h]	62.1	68.4	65.8	65.0	65.4	65.6	60.1
Avg. Dist. to Rail [m]	16.8	2.7	1.9	2.3	3.0	10.2	13.2
Avg. Stride Freq. [Hz]	2.2	2.5	2.4	2.4	2.4	2.5	2.4
Avg. Stride Length [m]	5.6	7.3	7.4	7.3	7.3	7.1	6.4



- [ ] Ranking at each section and finish
- .-.- No data available at this section
- NA No data available



Horse/Jockey Name	Duchess Bree
Final Rank	10
Fastest Section Time (Section)	0:08.28 (Overall)
Top Speed [km/h] (Section)	68.3 (1200m)
Race State	Finished

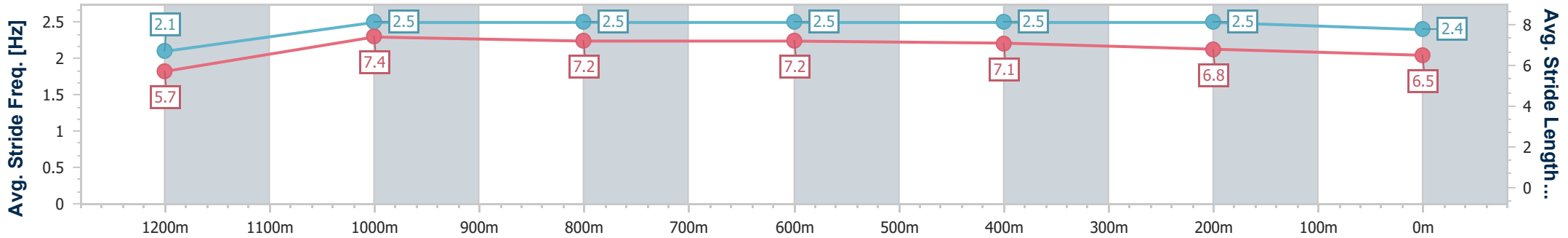
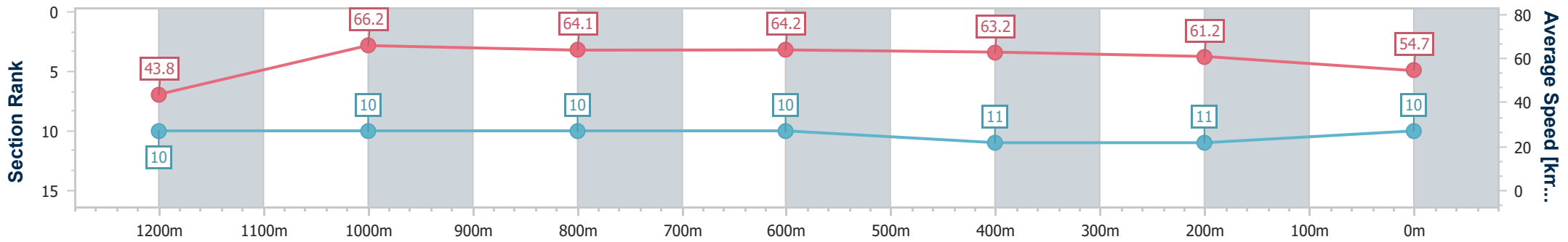


Eagle Farm QLD Professional  
 Race 7: LADBROKES JUST NOW - 1300m  
 09 December 2023 - 15:49  
 Track Rating: Good 4, Weather: Fine, Rail Position: True



BRISBANE  
RACING CLUB

Section	Overall	1200m	1000m	800m	600m	400m	200m
Section Times	1:18.22 [10] (0:08.28)	1:09.94 [10] (0:10.93)	0:59.01 [10] (0:11.36)	0:47.65 [10] (0:11.45)	0:36.20 [10] (0:11.31)	0:24.89 [11] (0:11.76)	0:13.13 [11] (0:13.13)
Average Speed [km/h]	43.8	66.2	64.1	64.2	63.2	61.2	54.7
Top Speed [km/h]	60.6	68.3	65.9	65.8	63.7	62.9	58.9
Avg. Dist. to Rail [m]	13.3	1.3	3.2	3.9	1.8	0.5	1.2
Avg. Stride Freq. [Hz]	2.1	2.5	2.5	2.5	2.5	2.5	2.4
Avg. Stride Length [m]	5.7	7.4	7.2	7.2	7.1	6.8	6.5



- [ ] Ranking at each section and finish
- .-.- No data available at this section
- NA No data available



Horse/Jockey Name	Sakura Girl
Final Rank	11
Fastest Section Time (Section)	0:07.77 (Overall)
Top Speed [km/h] (Section)	69.0 (1200m)
Race State	Finished

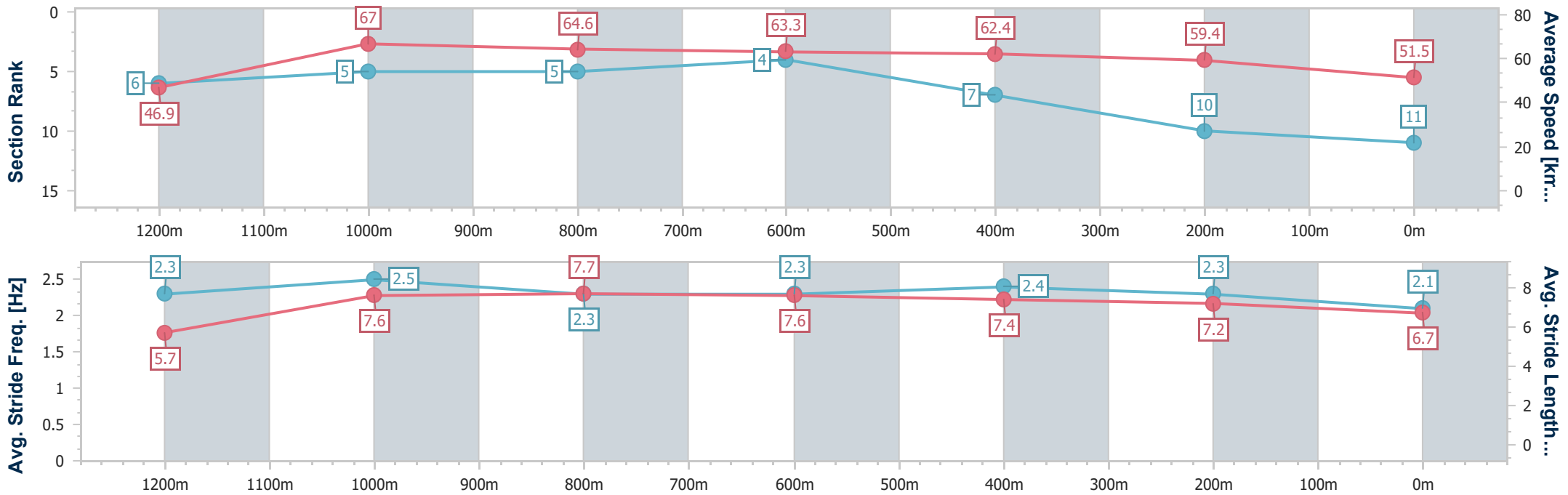


Eagle Farm QLD Professional  
 Race 7: LADBROKES JUST NOW - 1300m  
 09 December 2023 - 15:49  
 Track Rating: Good 4, Weather: Fine, Rail Position: True



BRISBANE  
RACING CLUB

Section	Overall	1200m	1000m	800m	600m	400m	200m
Section Times	1:18.95 [11] (0:07.77)	1:11.18 [6] (0:10.77)	1:00.41 [5] (0:11.30)	0:49.11 [5] (0:11.39)	0:37.72 [4] (0:11.67)	0:26.05 [7] (0:12.11)	0:13.94 [10] (0:13.94)
Average Speed [km/h]	46.9	67.0	64.6	63.3	62.4	59.4	51.5
Top Speed [km/h]	63.8	69.0	66.3	65.0	64.6	61.6	56.1
Avg. Dist. to Rail [m]	15.0	4.0	2.2	0.4	2.4	6.3	6.8
Avg. Stride Freq. [Hz]	2.3	2.5	2.3	2.3	2.4	2.3	2.1
Avg. Stride Length [m]	5.7	7.6	7.7	7.6	7.4	7.2	6.7



- [ ] Ranking at each section and finish
- .-.- No data available at this section
- NA No data available