



Doomben QLD Professional
Race 8: LADBROKE IT! QTIS Class 1 Handicap (4YO ONLY QTIS
BONUSES APPLICABLE) - 1200m
08 December 2023 - 18:11



BRISBANE
RACING CLUB

Track Rating: Good 4, Weather: Fine, Rail Position: +7m Entire

Section		Field Times											
		Overall	1000m	800m	600m	400m	200m	Last 600m					
		1:10.21 (0:13.26)	0:56.95 (0:11.01)	0:45.94 (0:11.68)	0:34.26 (0:11.58)	0:22.68 (0:11.17)	0:11.51 (0:11.51)	0:34.26					
Rank	TAB Horse/Jockey	Barrier	Top Speed [km/h]	Fastest Section								Margin	Distance Travelled [m]
1	9 SET TO SHINE Angela Jones	3	67.9 Overall	0:10.96 400m	1:10.21 [1] (0:13.46)	0:56.75 [4] (0:11.07)	0:45.68 [4] (0:11.76)	0:33.92 [4] (0:11.66)	0:22.26 [4] (0:10.96)	0:11.30 [3] (0:11.30)	1:10.21	0:33.92	
2	7 VOLCANIC LOVE Anthony Allen	16	70.7 Overall	0:10.98 1000m	1:10.25 [2] (0:13.31)	0:56.94 [2] (0:10.98)	0:45.96 [2] (0:11.77)	0:34.19 [2] (0:11.62)	0:22.57 [2] (0:11.05)	0:11.52 [2] (0:11.52)	0.19L	0:34.19	-3
3	10 JUKEBOX GLOW Kyle Wilson-Taylor	1	67.8 1000m	0:10.84 400m	1:10.26 [3] (0:13.60)	0:56.66 [5] (0:11.16)	0:45.50 [5] (0:11.79)	0:33.71 [7] (0:11.64)	0:22.07 [6] (0:10.84)	0:11.23 [6] (0:11.23)	0.27L	0:33.71	-8
4	12 SNOW BOUM Damien Thornton	13	68.7 400m	0:10.74 400m	1:10.43 [4] (0:14.05)	0:56.38 [10] (0:11.07)	0:45.31 [11] (0:11.58)	0:33.73 [8] (0:11.58)	0:22.15 [8] (0:10.74)	0:11.41 [5] (0:11.41)	1.27L	0:33.73	+3
5	8 REPHRASE Ryan Maloney	7	69.3 400m	0:10.62 400m	1:10.44 [5] (0:14.15)	0:56.29 [11] (0:10.96)	0:45.33 [10] (0:11.90)	0:33.43 [11] (0:11.56)	0:21.87 [11] (0:10.62)	0:11.25 [9] (0:11.25)	1.36L	0:33.43	-1
6	17 WHISKY DREAM Robbie Dolan	10	67.2 400m	0:10.97 400m	1:10.50 [6] (0:13.82)	0:56.68 [7] (0:11.06)	0:45.62 [7] (0:11.62)	0:34.00 [5] (0:11.53)	0:22.47 [5] (0:10.97)	0:11.50 [4] (0:11.50)	1.71L	0:34.00	+1
7	15 BAD EDUCATION Boris Thornton	12	69.0 1000m	0:10.80 400m	1:10.65 [7] (0:13.95)	0:56.70 [9] (0:10.96)	0:45.74 [8] (0:11.87)	0:33.87 [9] (0:11.66)	0:22.21 [10] (0:10.80)	0:11.41 [11] (0:11.41)	2.58L	0:33.87	-4
8	19 RECANATI Michael Rodd	6	70.4 1000m	0:11.01 1000m	1:10.66 [8] (0:13.26)	0:57.40 [1] (0:11.01)	0:46.39 [1] (0:11.68)	0:34.71 [1] (0:11.58)	0:23.13 [1] (0:11.17)	0:11.96 [1] (0:11.96)	2.6L	0:34.71	-5
9	2 DRIALLE Martin Harley	4	67.6 400m	0:10.91 400m	1:10.70 [9] (0:13.68)	0:57.02 [6] (0:11.13)	0:45.89 [6] (0:11.74)	0:34.15 [6] (0:11.68)	0:22.47 [7] (0:10.91)	0:11.56 [8] (0:11.56)	2.84L	0:34.15	-4
10	5 GLEEFILLY Georgina Cartwright	5	68.9 1000m	0:10.83 400m	1:10.89 [10] (0:13.93)	0:56.96 [8] (0:11.01)	0:45.95 [9] (0:11.84)	0:34.11 [10] (0:11.62)	0:22.49 [9] (0:10.83)	0:11.66 [10] (0:11.66)	3.97L	0:34.11	+1

Scratched: That's All Good (#14), Last Chance Saloon (#3), Fleeting Chance (#4), Kobenhavn (#16), Train Rock (#18), Midori Fuji (#20), Jukebox In Siberia (#11), Bernmark (#21), Sooblond (#13), Alpha Jane (



Doomben QLD Professional
Race 8: LADBROKE IT! QTIS Class 1 Handicap (4YO ONLY QTIS
BONUSES APPLICABLE) - 1200m
08 December 2023 - 18:11



Track Rating: Good 4, Weather: Fine, Rail Position: +7m Entire

Section	Overall	1000m	800m	600m	400m	200m	Last 600m
Field Times	1:10.21 (0:13.26)	0:56.95 (0:11.01)	0:45.94 (0:11.68)	0:34.26 (0:11.58)	0:22.68 (0:11.17)	0:11.51 (0:11.51)	0:34.26

Rank	TAB	Horse/Jockey	Barrier	Top Speed [km/h]	Fastest Section	Margin	Distance Travelled [m]
11	22	CONFIRM NOR DENY	2	68.7	0:11.08	5.11L	-5
		Girish Goomany		1000m	1000m		

Scratched: That's All Good (#14), Last Chance Saloon (#3), Fleeting Chance (#4), Kobenhavn (#16), Train Rock (#18), Midori Fuji (#20), Jukebox In Siberia (#11), Bernmark (#21), Sooblond (#13), Alpha Jane (

[] Ranking at each section and finish
 -:-:-:- No data available at this section
 NA No data available

SCN Saddle cloth number
 DNF Did not finish
 DNT Did not track



Horse/Jockey Name	Set To Shine
Final Rank	1
Fastest Section Time (Section)	0:10.96 (400m)
Top Speed [km/h] (Section)	67.9 (Overall)
Race State	Finished



Doomben QLD Professional
Race 8: LADBROKE IT! QTIS Class 1 Handicap (4YO ONLY
QTIS BONUSES APPLICABLE) - 1200m

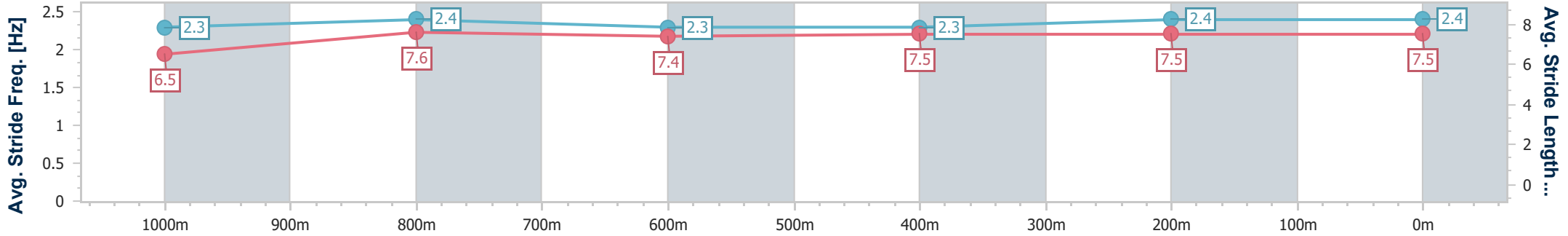
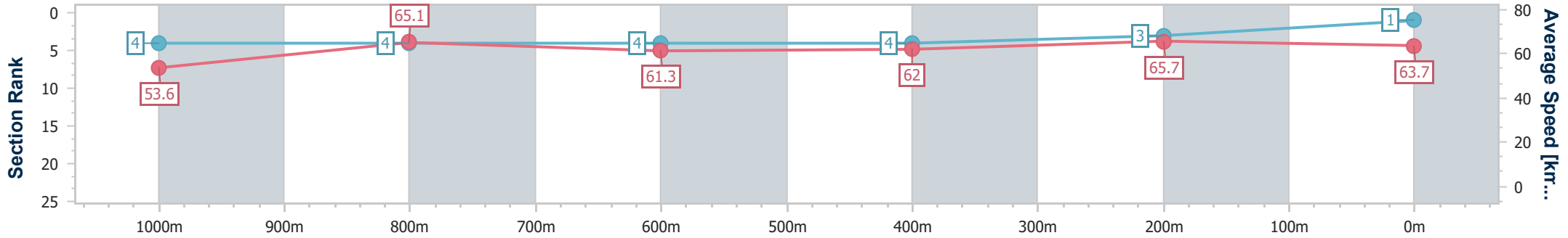
08 December 2023 - 18:11

Track Rating: Good 4, Weather: Fine, Rail Position: +7m Entire



BRISBANE
RACING CLUB

Section	Overall	1000m	800m	600m	400m	200m
Section Times	1:10.21 [1] (0:13.46)	0:56.75 [4] (0:11.07)	0:45.68 [4] (0:11.76)	0:33.92 [4] (0:11.66)	0:22.26 [4] (0:10.96)	0:11.30 [3] (0:11.30)
Average Speed [km/h]	53.6	65.1	61.3	62.0	65.7	63.7
Top Speed [km/h]	67.9	67.5	62.3	64.0	67.5	66.0
Avg. Dist. to Rail [m]	2.1	1.4	0.3	0.2	1.7	2.6
Avg. Stride Freq. [Hz]	2.3	2.4	2.3	2.3	2.4	2.4
Avg. Stride Length [m]	6.5	7.6	7.4	7.5	7.5	7.5



- [] Ranking at each section and finish
- .-.- No data available at this section
- NA No data available



Horse/Jockey Name	Volcanic Love
Final Rank	2
Fastest Section Time (Section)	0:10.98 (1000m)
Top Speed [km/h] (Section)	70.7 (Overall)
Race State	Finished



Doomben QLD Professional
Race 8: LADBROKE IT! QTIS Class 1 Handicap (4YO ONLY
QTIS BONUSES APPLICABLE) - 1200m

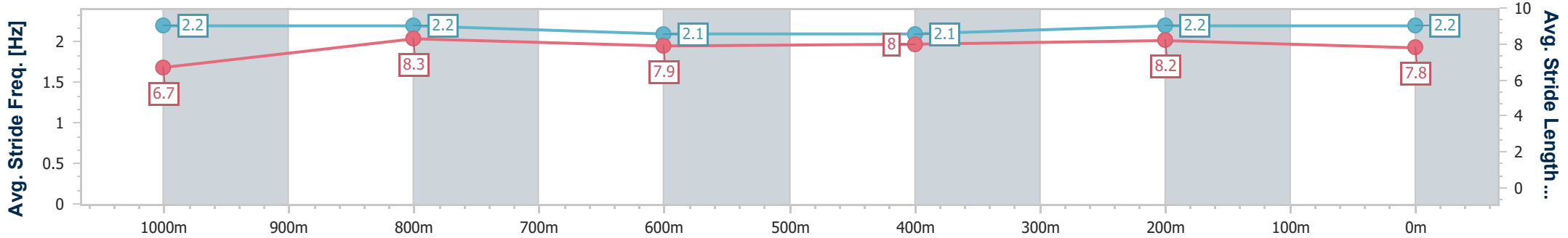
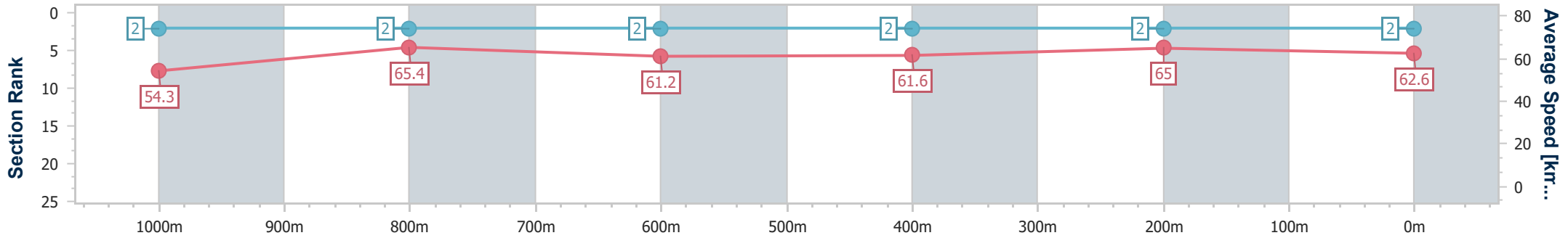
08 December 2023 - 18:11

Track Rating: Good 4, Weather: Fine, Rail Position: +7m Entire



BRISBANE
RACING CLUB

Section	Overall	1000m	800m	600m	400m	200m
Section Times	1:10.25 [2] (0:13.31)	0:56.94 [2] (0:10.98)	0:45.96 [2] (0:11.77)	0:34.19 [2] (0:11.62)	0:22.57 [2] (0:11.05)	0:11.52 [2] (0:11.52)
Average Speed [km/h]	54.3	65.4	61.2	61.6	65.0	62.6
Top Speed [km/h]	70.7	70.5	62.0	62.9	66.4	64.8
Avg. Dist. to Rail [m]	7.4	1.1	0.4	0.7	1.2	0.6
Avg. Stride Freq. [Hz]	2.2	2.2	2.1	2.1	2.2	2.2
Avg. Stride Length [m]	6.7	8.3	7.9	8.0	8.2	7.8



- [] Ranking at each section and finish
- .-.- No data available at this section
- NA No data available



Horse/Jockey Name	Jukebox Glow
Final Rank	3
Fastest Section Time (Section)	0:10.84 (400m)
Top Speed [km/h] (Section)	67.8 (1000m)
Race State	Finished



Doomben QLD Professional
Race 8: LADBROKE IT! QTIS Class 1 Handicap (4YO ONLY
QTIS BONUSES APPLICABLE) - 1200m

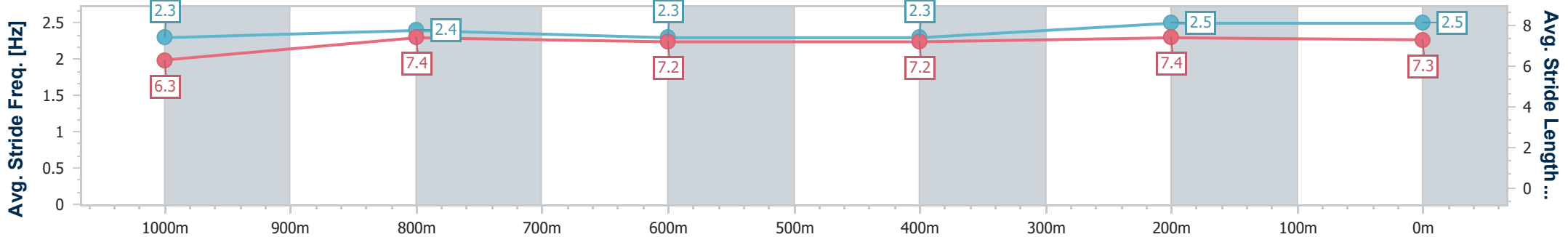
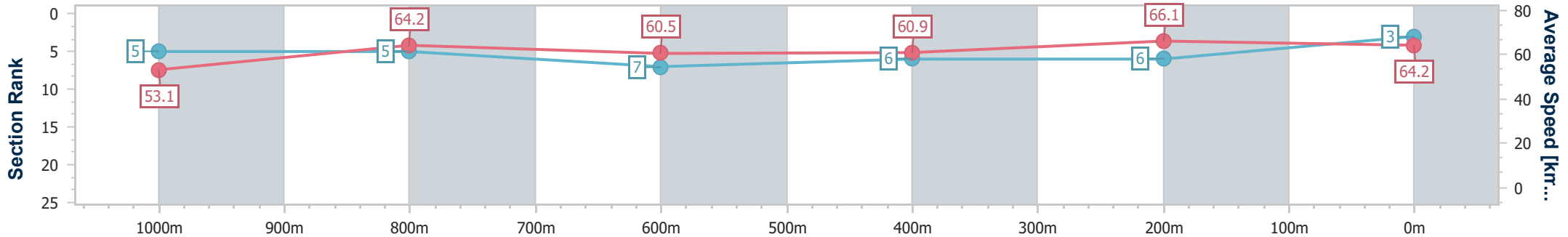
08 December 2023 - 18:11

Track Rating: Good 4, Weather: Fine, Rail Position: +7m Entire



BRISBANE
RACING CLUB

Section	Overall	1000m	800m	600m	400m	200m
Section Times	1:10.26 [3] (0:13.60)	0:56.66 [5] (0:11.16)	0:45.50 [5] (0:11.79)	0:33.71 [7] (0:11.64)	0:22.07 [6] (0:10.84)	0:11.23 [6] (0:11.23)
Average Speed [km/h]	53.1	64.2	60.5	60.9	66.1	64.2
Top Speed [km/h]	65.9	67.8	62.1	63.1	67.2	66.8
Avg. Dist. to Rail [m]	1.6	1.5	1.9	2.0	1.2	1.5
Avg. Stride Freq. [Hz]	2.3	2.4	2.3	2.3	2.5	2.5
Avg. Stride Length [m]	6.3	7.4	7.2	7.2	7.4	7.3



- [] Ranking at each section and finish
- .-.- No data available at this section
- NA No data available



Horse/Jockey Name	Snow Boum
Final Rank	4
Fastest Section Time (Section)	0:10.74 (400m)
Top Speed [km/h] (Section)	68.7 (400m)
Race State	Finished



Doomben QLD Professional
Race 8: LADBROKE IT! QTIS Class 1 Handicap (4YO ONLY
QTIS BONUSES APPLICABLE) - 1200m

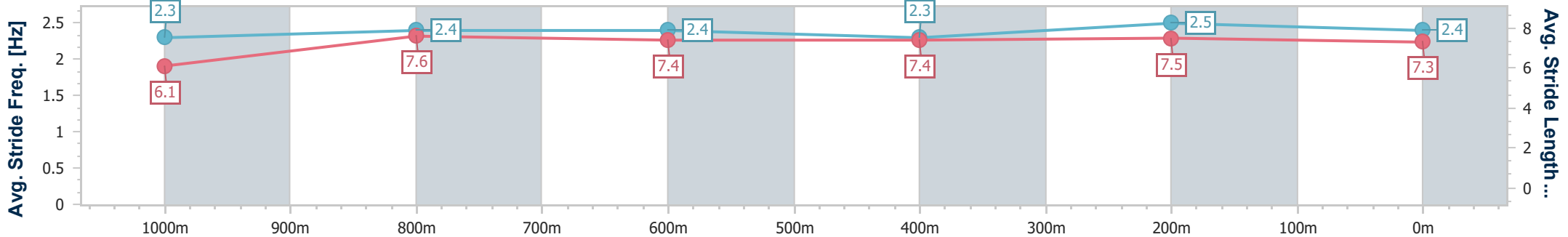
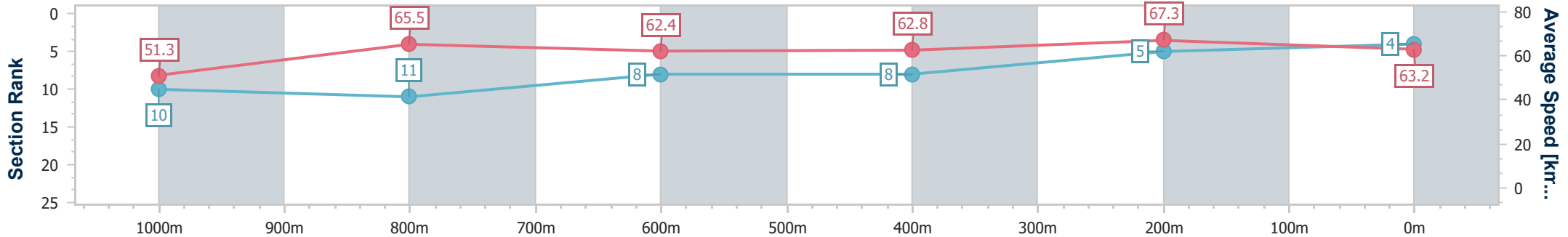
08 December 2023 - 18:11

Track Rating: Good 4, Weather: Fine, Rail Position: +7m Entire



BRISBANE
RACING CLUB

Section	Overall	1000m	800m	600m	400m	200m
Section Times	1:10.43 [4] (0:14.05)	0:56.38 [10] (0:11.07)	0:45.31 [11] (0:11.58)	0:33.73 [8] (0:11.58)	0:22.15 [8] (0:10.74)	0:11.41 [5] (0:11.41)
Average Speed [km/h]	51.3	65.5	62.4	62.8	67.3	63.2
Top Speed [km/h]	66.0	66.7	63.3	65.2	68.7	66.7
Avg. Dist. to Rail [m]	6.8	1.2	1.3	1.9	2.9	6.0
Avg. Stride Freq. [Hz]	2.3	2.4	2.4	2.3	2.5	2.4
Avg. Stride Length [m]	6.1	7.6	7.4	7.4	7.5	7.3



- [] Ranking at each section and finish
- .-.- No data available at this section
- NA No data available



Horse/Jockey Name	Rephrase
Final Rank	5
Fastest Section Time (Section)	0:10.62 (400m)
Top Speed [km/h] (Section)	69.3 (400m)
Race State	Finished



Doomben QLD Professional
Race 8: LADBROKE IT! QTIS Class 1 Handicap (4YO ONLY
QTIS BONUSES APPLICABLE) - 1200m

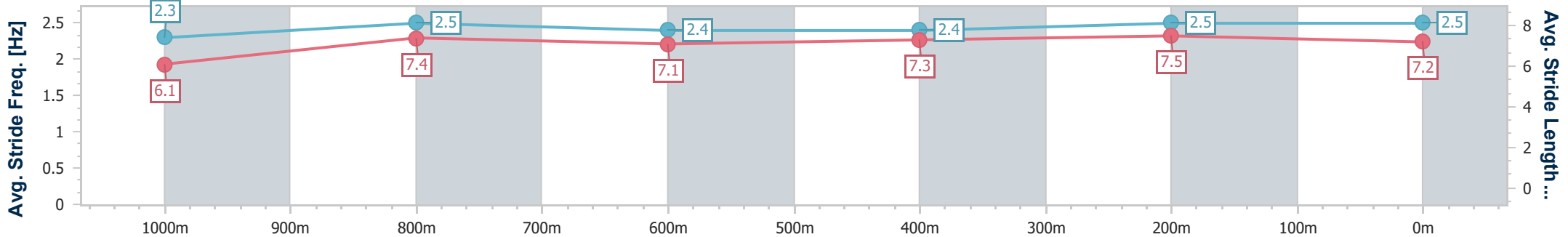
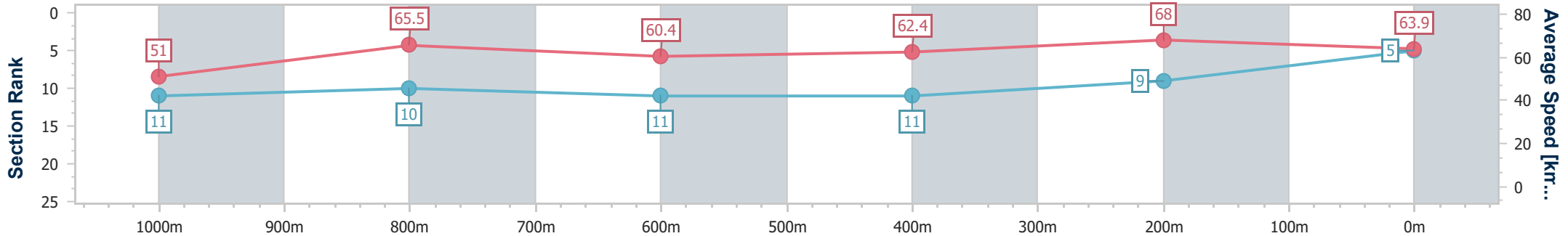
08 December 2023 - 18:11

Track Rating: Good 4, Weather: Fine, Rail Position: +7m Entire



BRISBANE
RACING CLUB

Section	Overall	1000m	800m	600m	400m	200m
Section Times	1:10.44 [5] (0:14.15)	0:56.29 [11] (0:10.96)	0:45.33 [10] (0:11.90)	0:33.43 [11] (0:11.56)	0:21.87 [11] (0:10.62)	0:11.25 [9] (0:11.25)
Average Speed [km/h]	51.0	65.5	60.4	62.4	68.0	63.9
Top Speed [km/h]	66.1	67.9	63.4	65.8	69.3	67.7
Avg. Dist. to Rail [m]	4.3	0.3	0.2	0.6	3.5	6.8
Avg. Stride Freq. [Hz]	2.3	2.5	2.4	2.4	2.5	2.5
Avg. Stride Length [m]	6.1	7.4	7.1	7.3	7.5	7.2



- [] Ranking at each section and finish
- .-.- No data available at this section
- NA No data available



Horse/Jockey Name	Whisky Dream
Final Rank	6
Fastest Section Time (Section)	0:10.97 (400m)
Top Speed [km/h] (Section)	67.2 (400m)
Race State	Finished



Doomben QLD Professional
Race 8: LADBROKE IT! QTIS Class 1 Handicap (4YO ONLY
QTIS BONUSES APPLICABLE) - 1200m

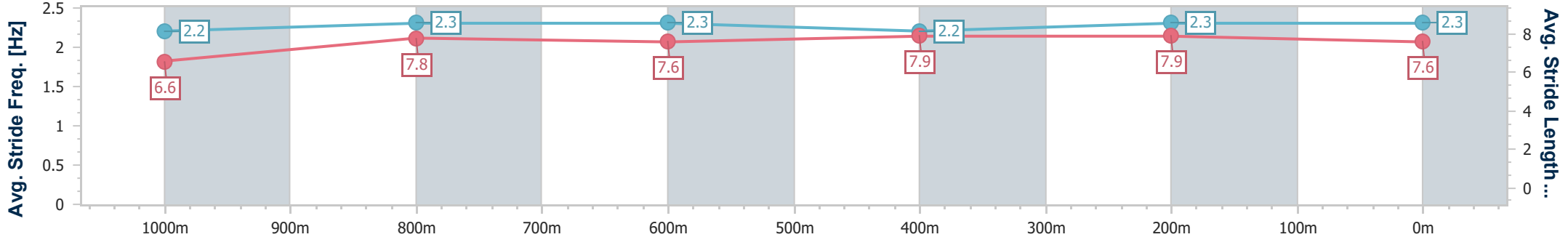
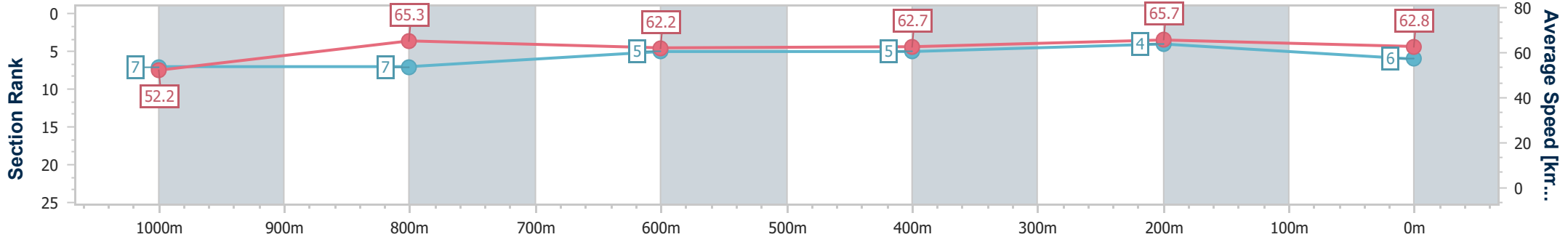
08 December 2023 - 18:11

Track Rating: Good 4, Weather: Fine, Rail Position: +7m Entire



BRISBANE
RACING CLUB

Section	Overall	1000m	800m	600m	400m	200m
Section Times	1:10.50 [6] (0:13.82)	0:56.68 [7] (0:11.06)	0:45.62 [7] (0:11.62)	0:34.00 [5] (0:11.53)	0:22.47 [5] (0:10.97)	0:11.50 [4] (0:11.50)
Average Speed [km/h]	52.2	65.3	62.2	62.7	65.7	62.8
Top Speed [km/h]	66.3	66.5	63.8	64.3	67.2	65.5
Avg. Dist. to Rail [m]	5.6	1.7	0.8	0.5	1.7	3.4
Avg. Stride Freq. [Hz]	2.2	2.3	2.3	2.2	2.3	2.3
Avg. Stride Length [m]	6.6	7.8	7.6	7.9	7.9	7.6



- [] Ranking at each section and finish
- .-.- No data available at this section
- NA No data available



Horse/Jockey Name	Bad Education
Final Rank	7
Fastest Section Time (Section)	0:10.80 (400m)
Top Speed [km/h] (Section)	69.0 (1000m)
Race State	Finished



Doomben QLD Professional
Race 8: LADBROKE IT! QTIS Class 1 Handicap (4YO ONLY
QTIS BONUSES APPLICABLE) - 1200m

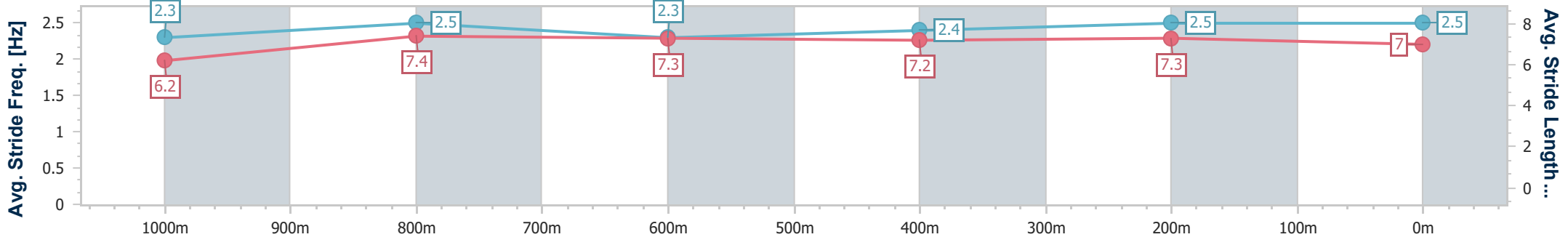
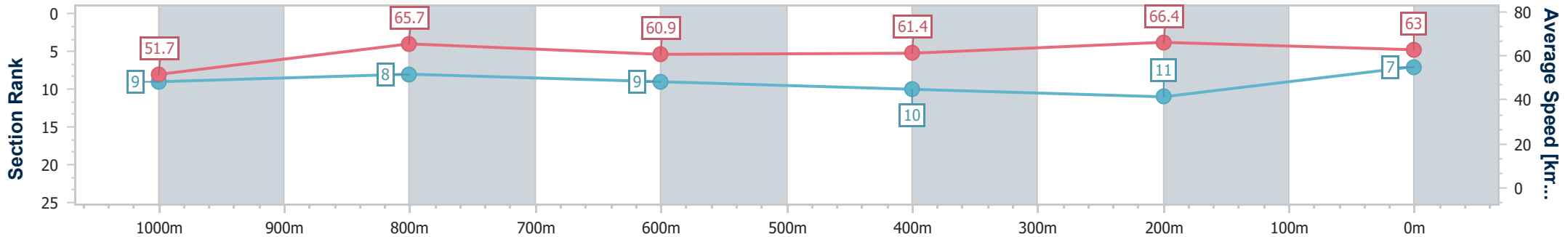
08 December 2023 - 18:11

Track Rating: Good 4, Weather: Fine, Rail Position: +7m Entire



BRISBANE
RACING CLUB

Section	Overall	1000m	800m	600m	400m	200m
Section Times	1:10.65 [7] (0:13.95)	0:56.70 [9] (0:10.96)	0:45.74 [8] (0:11.87)	0:33.87 [9] (0:11.66)	0:22.21 [10] (0:10.80)	0:11.41 [11] (0:11.41)
Average Speed [km/h]	51.7	65.7	60.9	61.4	66.4	63.0
Top Speed [km/h]	68.2	69.0	62.6	64.0	68.4	66.5
Avg. Dist. to Rail [m]	5.2	0.3	0.2	1.0	1.4	0.3
Avg. Stride Freq. [Hz]	2.3	2.5	2.3	2.4	2.5	2.5
Avg. Stride Length [m]	6.2	7.4	7.3	7.2	7.3	7.0



- [] Ranking at each section and finish
- .-.- No data available at this section
- NA No data available



Horse/Jockey Name	Recanati
Final Rank	8
Fastest Section Time (Section)	0:11.01 (1000m)
Top Speed [km/h] (Section)	70.4 (1000m)
Race State	Finished



Doomben QLD Professional
Race 8: LADBROKE IT! QTIS Class 1 Handicap (4YO ONLY
QTIS BONUSES APPLICABLE) - 1200m

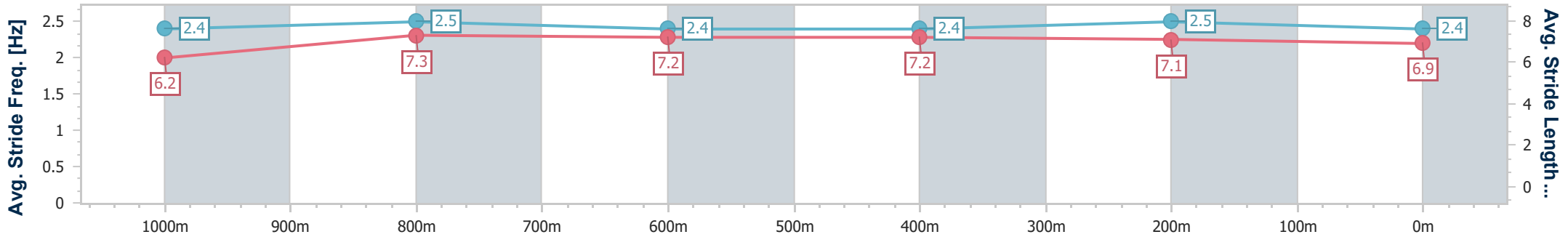
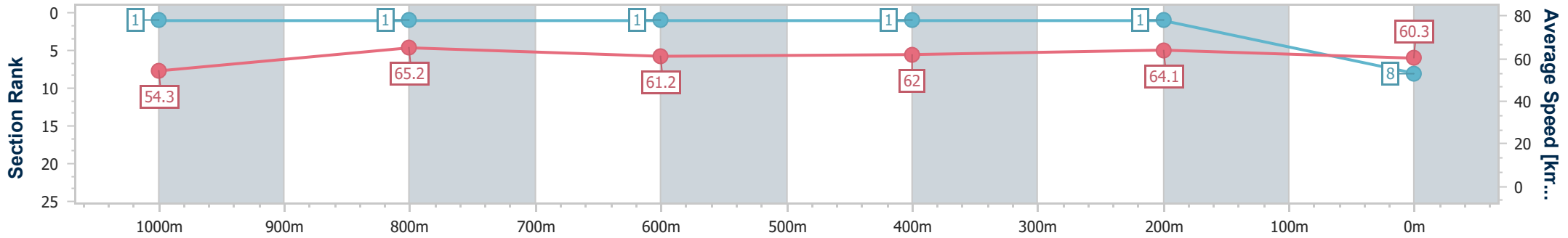
08 December 2023 - 18:11

Track Rating: Good 4, Weather: Fine, Rail Position: +7m Entire



BRISBANE
RACING CLUB

Section	Overall	1000m	800m	600m	400m	200m
Section Times	1:10.66 [8] (0:13.26)	0:57.40 [1] (0:11.01)	0:46.39 [1] (0:11.68)	0:34.71 [1] (0:11.58)	0:23.13 [1] (0:11.17)	0:11.96 [1] (0:11.96)
Average Speed [km/h]	54.3	65.2	61.2	62.0	64.1	60.3
Top Speed [km/h]	70.3	70.4	62.4	63.8	64.7	63.5
Avg. Dist. to Rail [m]	3.5	0.9	0.8	0.9	1.8	1.6
Avg. Stride Freq. [Hz]	2.4	2.5	2.4	2.4	2.5	2.4
Avg. Stride Length [m]	6.2	7.3	7.2	7.2	7.1	6.9



- [] Ranking at each section and finish
- .-.- No data available at this section
- NA No data available



Horse/Jockey Name	Drialle
Final Rank	9
Fastest Section Time (Section)	0:10.91 (400m)
Top Speed [km/h] (Section)	67.6 (400m)
Race State	Finished



Doomben QLD Professional
Race 8: LADBROKE IT! QTIS Class 1 Handicap (4YO ONLY
QTIS BONUSES APPLICABLE) - 1200m

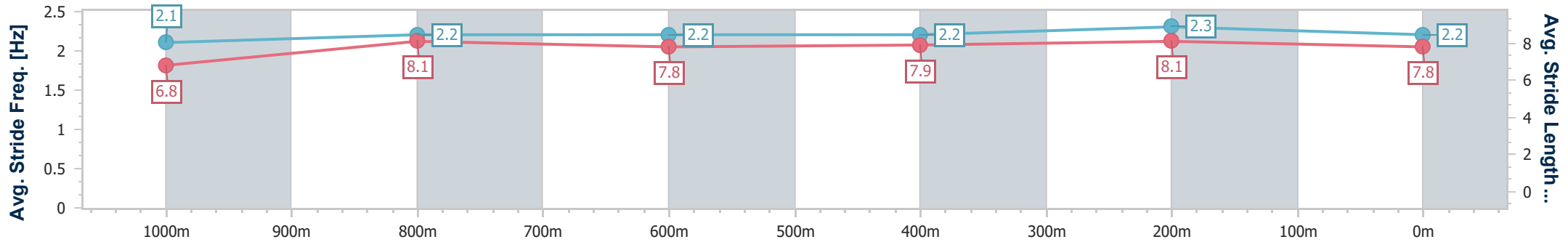
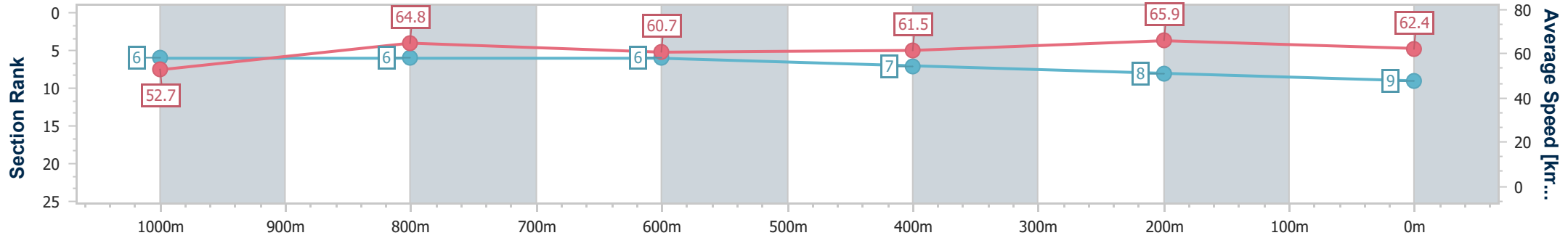
08 December 2023 - 18:11

Track Rating: Good 4, Weather: Fine, Rail Position: +7m Entire



BRISBANE
RACING CLUB

Section	Overall	1000m	800m	600m	400m	200m
Section Times	1:10.70 [9] (0:13.68)	0:57.02 [6] (0:11.13)	0:45.89 [6] (0:11.74)	0:34.15 [6] (0:11.68)	0:22.47 [7] (0:10.91)	0:11.56 [8] (0:11.56)
Average Speed [km/h]	52.7	64.8	60.7	61.5	65.9	62.4
Top Speed [km/h]	67.5	67.4	61.9	63.4	67.6	66.3
Avg. Dist. to Rail [m]	1.9	0.5	1.0	0.8	1.1	2.5
Avg. Stride Freq. [Hz]	2.1	2.2	2.2	2.2	2.3	2.2
Avg. Stride Length [m]	6.8	8.1	7.8	7.9	8.1	7.8



- [] Ranking at each section and finish
- .-.- No data available at this section
- NA No data available



Horse/Jockey Name	Gleefilly
Final Rank	10
Fastest Section Time (Section)	0:10.83 (400m)
Top Speed [km/h] (Section)	68.9 (1000m)
Race State	Finished



Doomben QLD Professional
Race 8: LADBROKE IT! QTIS Class 1 Handicap (4YO ONLY
QTIS BONUSES APPLICABLE) - 1200m

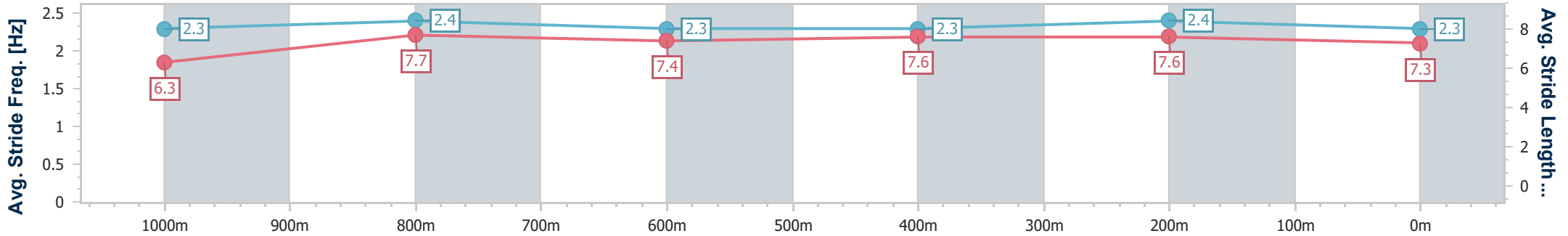
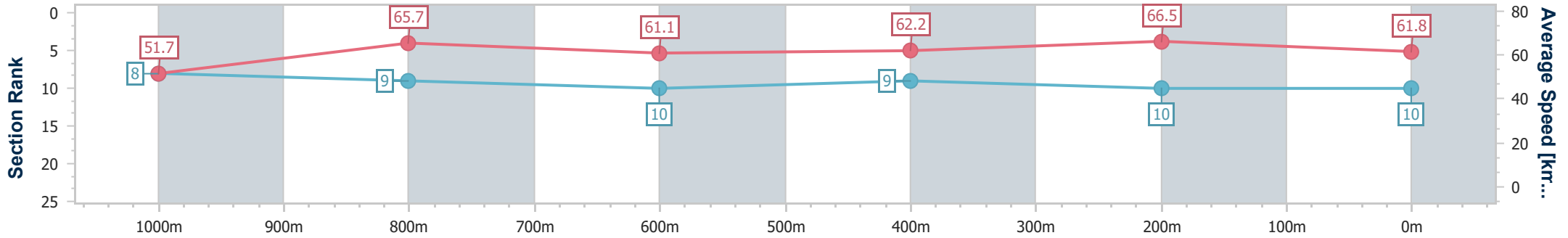
08 December 2023 - 18:11

Track Rating: Good 4, Weather: Fine, Rail Position: +7m Entire



BRISBANE
RACING CLUB

Section	Overall	1000m	800m	600m	400m	200m
Section Times	1:10.89 [10] (0:13.93)	0:56.96 [8] (0:11.01)	0:45.95 [9] (0:11.84)	0:34.11 [10] (0:11.62)	0:22.49 [9] (0:10.83)	0:11.66 [10] (0:11.66)
Average Speed [km/h]	51.7	65.7	61.1	62.2	66.5	61.8
Top Speed [km/h]	66.9	68.9	62.9	64.1	68.6	66.7
Avg. Dist. to Rail [m]	3.0	0.8	1.1	0.6	2.4	6.7
Avg. Stride Freq. [Hz]	2.3	2.4	2.3	2.3	2.4	2.3
Avg. Stride Length [m]	6.3	7.7	7.4	7.6	7.6	7.3



- [] Ranking at each section and finish
- .-.- No data available at this section
- NA No data available



Horse/Jockey Name	Confirm Nor Deny
Final Rank	11
Fastest Section Time (Section)	0:11.08 (1000m)
Top Speed [km/h] (Section)	68.7 (1000m)
Race State	Finished



Doomben QLD Professional
Race 8: LADBROKE IT! QTIS Class 1 Handicap (4YO ONLY
QTIS BONUSES APPLICABLE) - 1200m

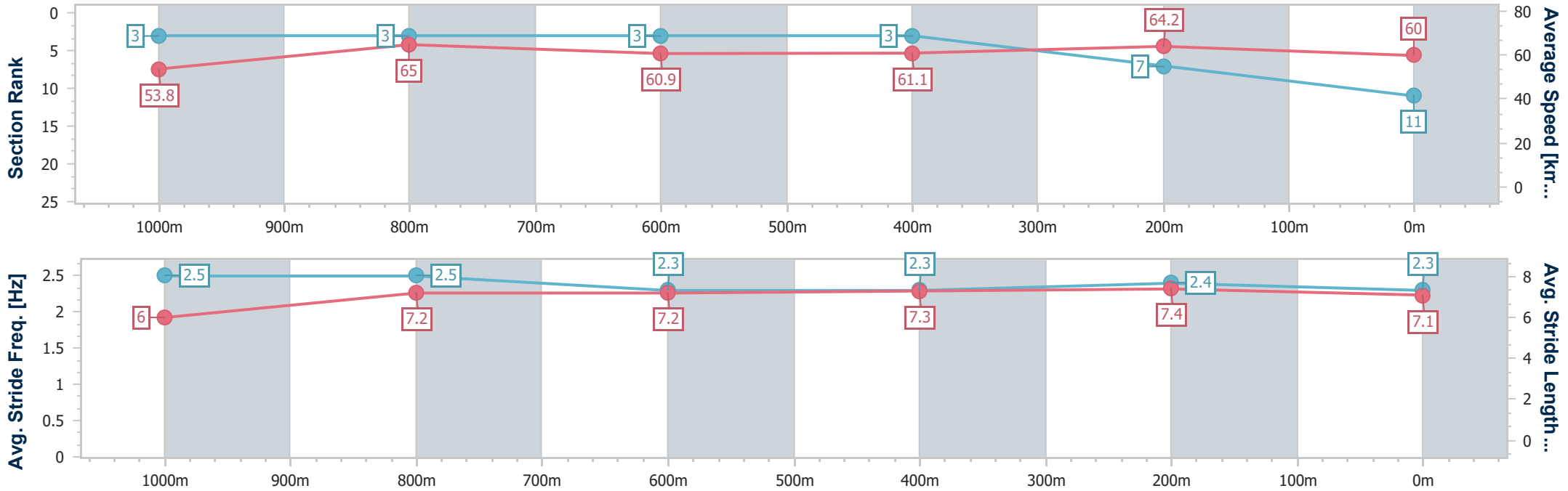
08 December 2023 - 18:11

Track Rating: Good 4, Weather: Fine, Rail Position: +7m Entire



BRISBANE
RACING CLUB

Section	Overall	1000m	800m	600m	400m	200m
Section Times	1:11.08 [11] (0:13.37)	0:57.71 [3] (0:11.08)	0:46.63 [3] (0:11.81)	0:34.82 [3] (0:11.66)	0:23.16 [3] (0:11.19)	0:11.97 [7]
Average Speed [km/h]	53.8	65.0	60.9	61.1	64.2	60.0
Top Speed [km/h]	68.5	68.7	62.9	63.1	66.5	63.8
Avg. Dist. to Rail [m]	1.3	0.8	0.5	1.5	0.7	0.5
Avg. Stride Freq. [Hz]	2.5	2.5	2.3	2.3	2.4	2.3
Avg. Stride Length [m]	6.0	7.2	7.2	7.3	7.4	7.1



- [] Ranking at each section and finish
- .-.- No data available at this section
- NA No data available