



# Doomben QLD Professional

## Race 4: XXXX Class 3 Plate - 1350m

08 December 2023 - 15:54



BRISBANE  
RACING CLUB

Track Rating: Good 4, Weather: Fine, Rail Position: +7m Entire

Section												Last 600m	
Field Times		Overall	1200m	1000m	800m	600m	400m						0:34.78
		1:19.26 (0:10.74)	1:08.52 (0:10.88)	0:57.64 (0:11.19)	0:46.45 (0:11.67)	0:34.78 (0:11.41)	0:23.37 (0:11.30)						
Rank	TAB Horse/Jockey	Barrier	Top Speed [km/h]	Fastest Section								Distance Travelled [m]	
1	1 <b>BLAKMAX</b> Ryan Maloney	9	67.2 1200m	0:10.86 1200m	1:19.26 [1] (0:11.17)	1:08.09 [4] (0:10.86)	0:57.23 [4] (0:11.36)	0:45.87 [4] (0:11.56)	0:34.31 [3] (0:11.49)	0:22.82 [4] (0:11.06)	0:34.31		
2	15 <b>SABALENKA</b> Marnu Potgieter	1	67.5 1000m	0:10.74 Overall	1:19.36 [2] (0:10.74)	1:08.62 [1] (0:10.88)	0:57.74 [1] (0:11.19)	0:46.55 [1] (0:11.67)	0:34.88 [1] (0:11.41)	0:23.47 [1] (0:11.30)	0:34.88 -7		
3	10 <b>CHARLIE'S CASE</b> Mark Du Plessis	10	67.4 400m	0:10.92 400m	1:19.49 [3] (0:11.47)	1:08.02 [7] (0:11.01)	0:57.01 [7] (0:11.35)	0:45.66 [7] (0:11.50)	0:34.16 [7] (0:11.46)	0:22.70 [7] (0:10.92)	0:34.16 -1		
4	9 <b>WOWIT'S WILLYWONKA</b> Bailey Wheeler	4	67.1 1200m	0:10.89 1200m	1:19.52 [4] (0:10.90)	1:08.62 [2] (0:10.89)	0:57.73 [2] (0:11.30)	0:46.43 [2] (0:11.64)	0:34.79 [2] (0:11.50)	0:23.29 [2] (0:11.31)	0:34.79 -5		
5	12 <b>DIACO</b> Kyle Wilson-Taylor	7	66.6 1200m	0:11.03 1200m	1:19.54 [5] (0:11.20)	1:08.34 [5] (0:11.03)	0:57.31 [6] (0:11.31)	0:46.00 [6] (0:11.56)	0:34.44 [6] (0:11.56)	0:22.88 [6] (0:11.11)	0:34.44 +0		
6	3 <b>FLYING ROTHE</b> Robbie Dolan	6	66.9 400m	0:11.03 400m	1:19.67 [6] (0:11.68)	1:07.99 [9] (0:11.11)	0:56.88 [9] (0:11.40)	0:45.48 [9] (0:11.44)	0:34.04 [9] (0:11.28)	0:22.76 [8] (0:11.03)	0:34.04 -8		
7	4 <b>KING DICK</b> Justin Huxtable	3	66.3 1000m	0:10.93 Overall	1:19.76 [7] (0:10.93)	1:08.83 [3] (0:11.02)	0:57.81 [3] (0:11.30)	0:46.51 [3] (0:11.75)	0:34.76 [4] (0:11.44)	0:23.32 [3] (0:11.20)	0:34.76 -4		
8	13 <b>HECTOR DE MARIS</b> Jaden Lloyd	2	67.2 1200m	0:10.98 1200m	1:19.76 [8] (0:11.21)	1:08.55 [6] (0:10.98)	0:57.57 [5] (0:11.26)	0:46.31 [5] (0:11.60)	0:34.71 [5] (0:11.45)	0:23.26 [5] (0:11.27)	0:34.71 -7		
9	14 <b>NIPPA'S NIGHTCAP</b> Cejay Graham	12	67.2 400m	0:11.02 400m	1:19.79 [9] (0:11.74)	1:08.05 [10] (0:11.16)	0:56.89 [10] (0:11.48)	0:45.41 [10] (0:11.43)	0:33.98 [10] (0:11.41)	0:22.57 [10] (0:11.02)	0:33.98 -1		
10	7 <b>TWYFORD</b> Martin Harley	15	67.8 1200m	0:11.06 1200m	1:19.93 [10] (0:11.64)	1:08.29 [8] (0:11.06)	0:57.23 [8] (0:11.30)	0:45.93 [8] (0:11.50)	0:34.43 [8] (0:11.52)	0:22.91 [9] (0:11.14)	0:34.43 -3		

Scratched: Prepotent (#5), Willinga Freefall (#8), She Mine (#16), Texas (#6), Bullion Boy (#2), Deer Trail (#11)

Report Created: Fri 8 December 2023 16:42 GMT+ (Note: Timing is based on position data)

Page 1/12

[ ] Ranking at each section and finish  
 -:-:- No data available at this section  
 NA No data available

SCN Saddle cloth number  
 DNF Did not finish  
 DNT Did not track

data processed by TRIPLES DATA



# Doomben QLD Professional

## Race 4: XXXX Class 3 Plate - 1350m

08 December 2023 - 15:54



BRISBANE  
RACING CLUB

Track Rating: Good 4, Weather: Fine, Rail Position: +7m Entire

Section				200m				Last 600m	
Field Times				0:12.07				0:34.78	
				(0:12.07)					
Rank	TAB	Horse/Jockey	Barrier	Top Speed [km/h]	Fastest Section	Margin			Distance Travelled [m]
1	1	<b>BLAKMAX</b>	9	67.2	0:10.86	0:11.76 [2]	1:19.26		0:34.31
		Ryan Maloney		1200m	1200m	(0:11.76)			
2	15	<b>SABALENKA</b>	1	67.5	0:10.74	0:12.17 [1]	0.6L		0:34.88
		Marnu Potgieter		1000m	Overall	(0:12.17)			-7
3	10	<b>CHARLIE'S CASE</b>	10	67.4	0:10.92	0:11.78 [5]	1.32L		0:34.16
		Mark Du Plessis		400m	400m	(0:11.78)			-1
4	9	<b>WOWIT'S WILLYWONKA</b>	4	67.1	0:10.89	0:11.98 [3]	1.5L		0:34.79
		Bailey Wheeler		1200m	1200m	(0:11.98)			-5
5	12	<b>DIACO</b>	7	66.6	0:11.03	0:11.77 [7]	1.66L		0:34.44
		Kyle Wilson-Taylor		1200m	1200m	(0:11.77)			+0
6	3	<b>FLYING ROTHE</b>	6	66.9	0:11.03	0:11.73 [8]	2.39L		0:34.04
		Robbie Dolan		400m	400m	(0:11.73)			-8
7	4	<b>KING DICK</b>	3	66.3	0:10.93	0:12.12 [4]	2.93L		0:34.76
		Justin Huxtable		1000m	Overall	(0:12.12)			-4
8	13	<b>HECTOR DE MARIS</b>	2	67.2	0:10.98	0:11.99 [6]	2.94L		0:34.71
		Jaden Lloyd		1200m	1200m	(0:11.99)			-7
9	14	<b>NIPPA'S NIGHTCAP</b>	12	67.2	0:11.02	0:11.55 [10]	3.12L		0:33.98
		Cejay Graham		400m	400m	(0:11.55)			-1
10	7	<b>TWYFORD</b>	15	67.8	0:11.06	0:11.77 [9]	3.92L		0:34.43
		Martin Harley		1200m	1200m	(0:11.77)			-3

Scratched: Prepotent (#5), Willinga Freefall (#8), She Mine (#16), Texas (#6), Bullion Boy (#2), Deer Trail (#11)

[ ] Ranking at each section and finish  
 -:-:- No data available at this section  
 NA No data available

SCN Saddle cloth number  
 DNF Did not finish  
 DNT Did not track



Horse/Jockey Name	Blakmax
Final Rank	1
Fastest Section Time (Section)	0:10.86 (1200m)
Top Speed [km/h] (Section)	67.2 (1200m)
Race State	Finished

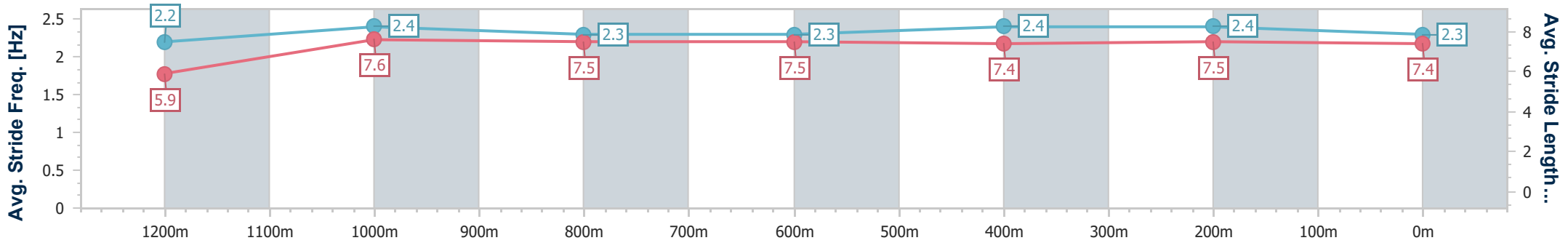
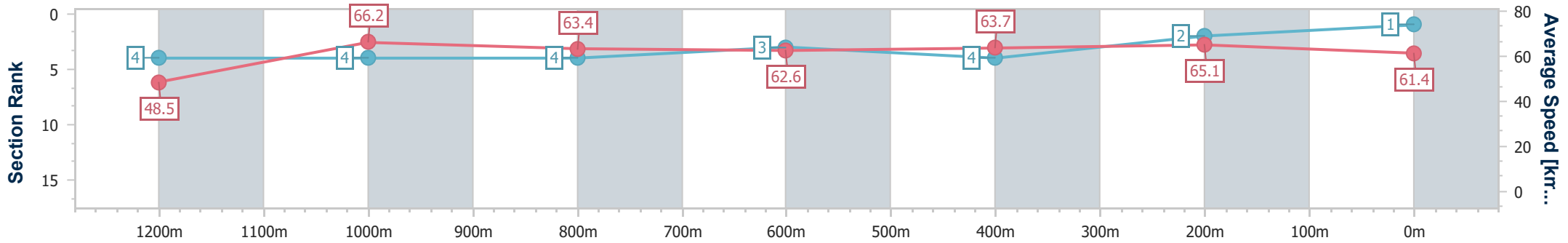


**Doomben QLD Professional**  
**Race 4: XXXX Class 3 Plate - 1350m**  
**08 December 2023 - 15:54**  
**Track Rating: Good 4, Weather: Fine, Rail Position: +7m Entire**



**BRISBANE**  
RACING CLUB

Section	Overall	1200m	1000m	800m	600m	400m	200m
Section Times	1:19.26 [1] (0:11.17)	1:08.09 [4] (0:10.86)	0:57.23 [4] (0:11.36)	0:45.87 [4] (0:11.56)	0:34.31 [3] (0:11.49)	0:22.82 [4] (0:11.06)	0:11.76 [2] (0:11.76)
Average Speed [km/h]	48.5	66.2	63.4	62.6	63.7	65.1	61.4
Top Speed [km/h]	65.0	67.2	65.8	63.7	65.2	66.3	64.9
Avg. Dist. to Rail [m]	5.6	1.0	0.5	1.1	2.6	1.7	0.9
Avg. Stride Freq. [Hz]	2.2	2.4	2.3	2.3	2.4	2.4	2.3
Avg. Stride Length [m]	5.9	7.6	7.5	7.5	7.4	7.5	7.4



- [ ] Ranking at each section and finish
- .-.- No data available at this section
- NA No data available



Horse/Jockey Name	Sabalenka
Final Rank	2
Fastest Section Time (Section)	0:10.74 (Overall)
Top Speed [km/h] (Section)	67.5 (1000m)
Race State	Finished

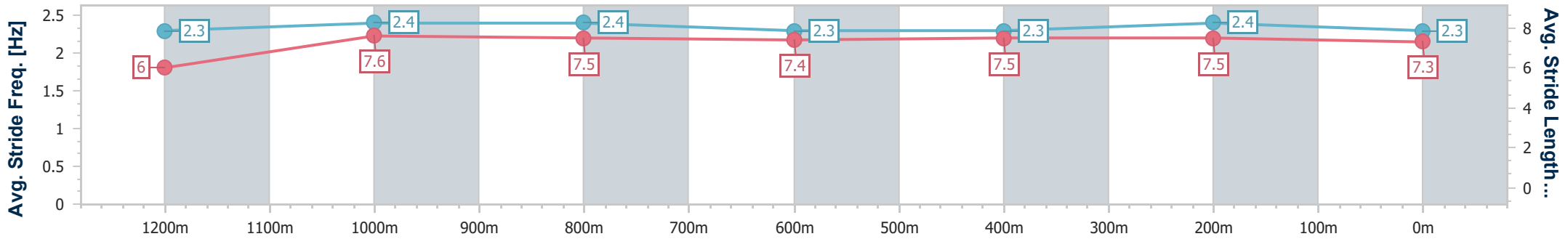
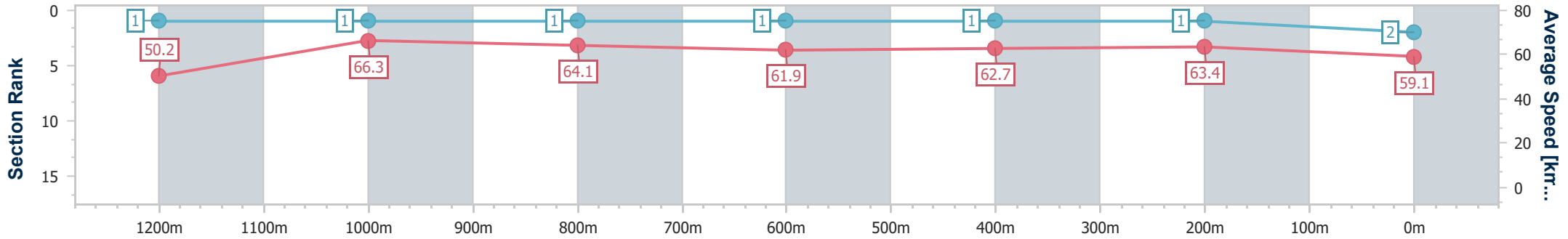


**Doomben QLD Professional**  
**Race 4: XXXX Class 3 Plate - 1350m**  
 08 December 2023 - 15:54  
 Track Rating: Good 4, Weather: Fine, Rail Position: +7m Entire



BRISBANE  
RACING CLUB

Section	Overall	1200m	1000m	800m	600m	400m	200m
Section Times	1:19.36 [2] (0:10.74)	1:08.62 [1] (0:10.88)	0:57.74 [1] (0:11.19)	0:46.55 [1] (0:11.67)	0:34.88 [1] (0:11.41)	0:23.47 [1] (0:11.30)	0:12.17 [1] (0:12.17)
Average Speed [km/h]	50.2	66.3	64.1	61.9	62.7	63.4	59.1
Top Speed [km/h]	67.2	67.2	67.5	62.3	63.5	64.7	63.1
Avg. Dist. to Rail [m]	0.9	0.3	0.2	0.2	0.9	0.9	0.6
Avg. Stride Freq. [Hz]	2.3	2.4	2.4	2.3	2.3	2.4	2.3
Avg. Stride Length [m]	6.0	7.6	7.5	7.4	7.5	7.5	7.3



- [ ] Ranking at each section and finish
- .-.- No data available at this section
- NA No data available



Horse/Jockey Name	Charlie's Case
Final Rank	3
Fastest Section Time (Section)	0:10.92 (400m)
Top Speed [km/h] (Section)	67.4 (400m)
Race State	Finished

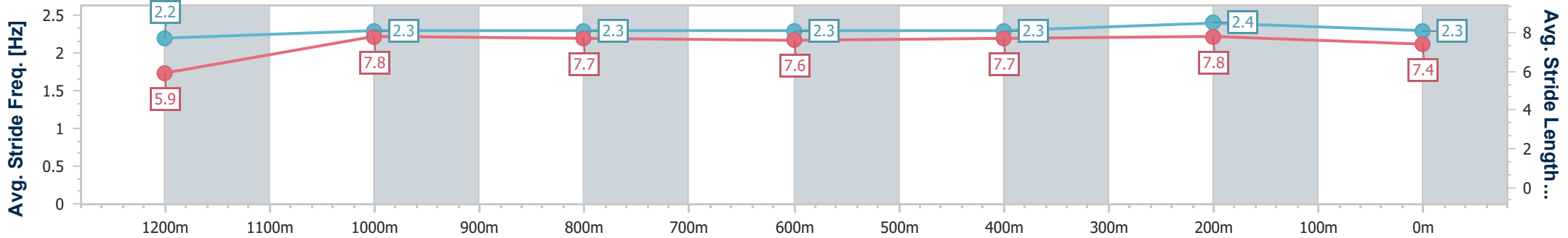
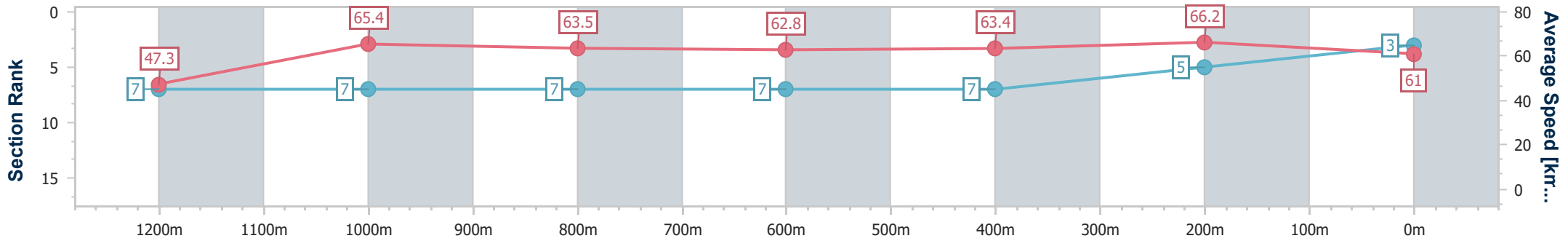


**Doomben QLD Professional**  
**Race 4: XXXX Class 3 Plate - 1350m**  
 08 December 2023 - 15:54  
 Track Rating: Good 4, Weather: Fine, Rail Position: +7m Entire



BRISBANE  
RACING CLUB

Section	Overall	1200m	1000m	800m	600m	400m	200m
Section Times	1:19.49 [3] (0:11.47)	1:08.02 [7] (0:11.01)	0:57.01 [7] (0:11.35)	0:45.66 [7] (0:11.50)	0:34.16 [7] (0:11.46)	0:22.70 [7] (0:10.92)	0:11.78 [5] (0:11.78)
Average Speed [km/h]	47.3	65.4	63.5	62.8	63.4	66.2	61.0
Top Speed [km/h]	64.5	66.9	64.7	64.0	65.3	67.4	65.1
Avg. Dist. to Rail [m]	5.8	1.0	0.6	1.1	1.9	1.2	0.9
Avg. Stride Freq. [Hz]	2.2	2.3	2.3	2.3	2.3	2.4	2.3
Avg. Stride Length [m]	5.9	7.8	7.7	7.6	7.7	7.8	7.4



- [ ] Ranking at each section and finish
- .-.- No data available at this section
- NA No data available



Horse/Jockey Name	Wowit's Willywonka
Final Rank	4
Fastest Section Time (Section)	0:10.89 (1200m)
Top Speed [km/h] (Section)	67.1 (1200m)
Race State	Finished

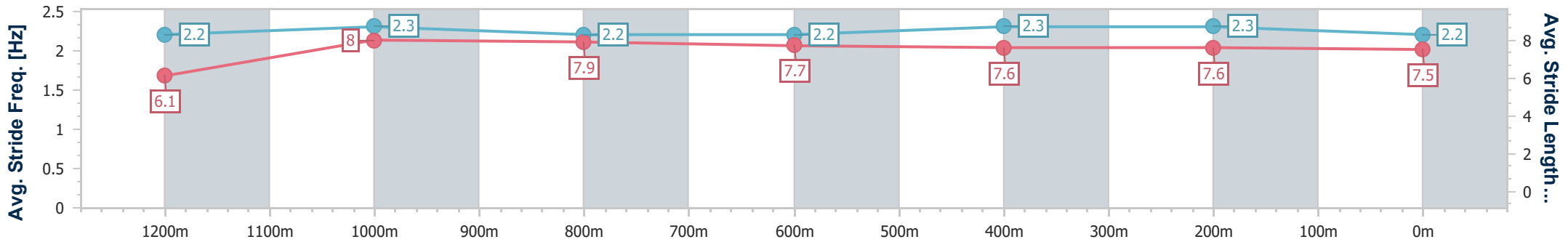
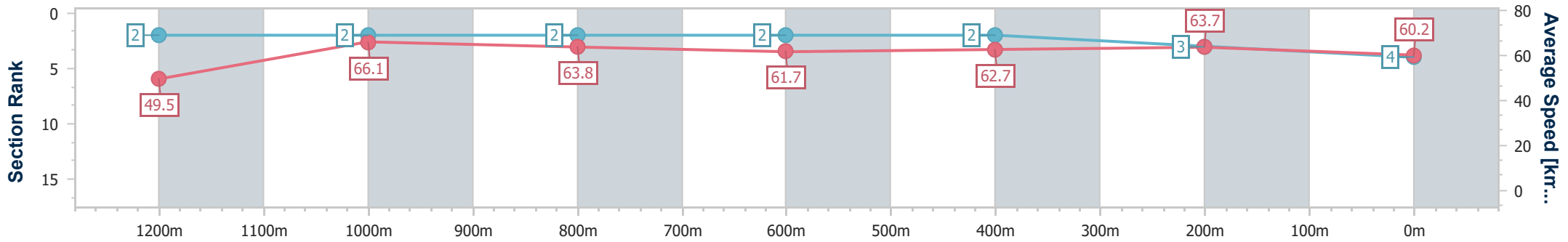


**Doomben QLD Professional**  
**Race 4: XXXX Class 3 Plate - 1350m**  
**08 December 2023 - 15:54**  
**Track Rating: Good 4, Weather: Fine, Rail Position: +7m Entire**



**BRISBANE**  
**RACING CLUB**

Section	Overall	1200m	1000m	800m	600m	400m	200m
Section Times	1:19.52 [4] (0:10.90)	1:08.62 [2] (0:10.89)	0:57.73 [2] (0:11.30)	0:46.43 [2] (0:11.64)	0:34.79 [2] (0:11.50)	0:23.29 [2] (0:11.31)	0:11.98 [3] (0:11.98)
Average Speed [km/h]	49.5	66.1	63.8	61.7	62.7	63.7	60.2
Top Speed [km/h]	65.4	67.1	65.6	62.8	63.9	65.3	62.4
Avg. Dist. to Rail [m]	3.8	1.6	0.5	0.5	0.6	1.3	1.8
Avg. Stride Freq. [Hz]	2.2	2.3	2.2	2.2	2.3	2.3	2.2
Avg. Stride Length [m]	6.1	8.0	7.9	7.7	7.6	7.6	7.5



- [ ] Ranking at each section and finish
- .-.- No data available at this section
- NA No data available



Horse/Jockey Name	Diaco
Final Rank	5
Fastest Section Time (Section)	0:11.03 (1200m)
Top Speed [km/h] (Section)	66.6 (1200m)
Race State	Finished

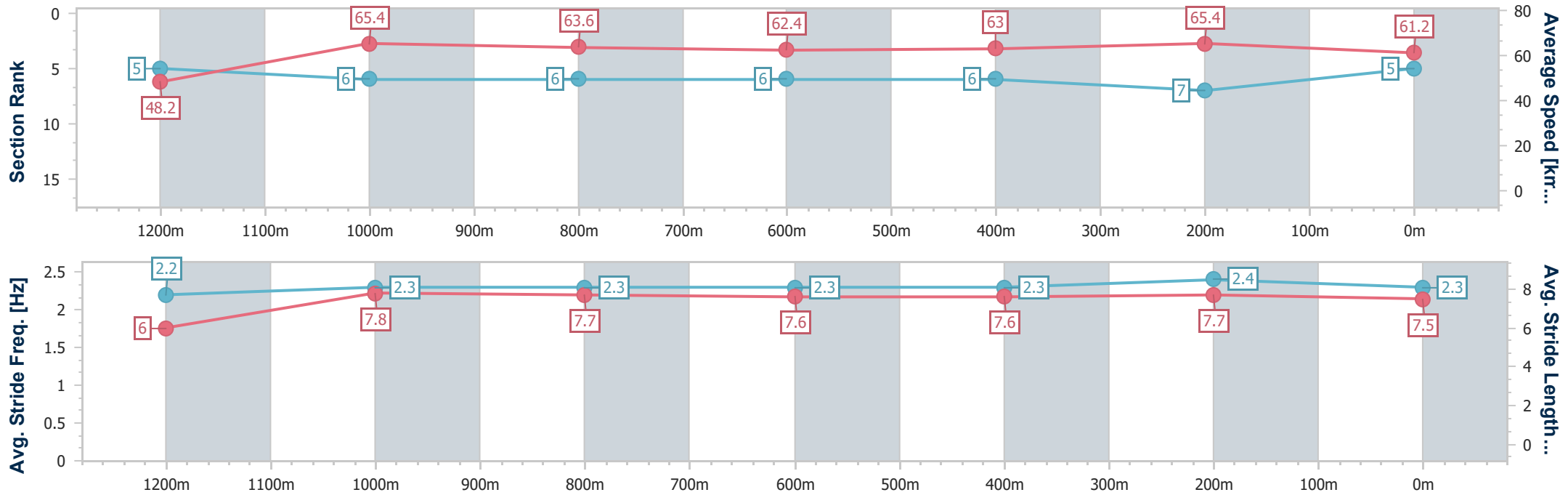


**Doomben QLD Professional**  
**Race 4: XXXX Class 3 Plate - 1350m**  
**08 December 2023 - 15:54**  
**Track Rating: Good 4, Weather: Fine, Rail Position: +7m Entire**



**BRISBANE**  
**RACING CLUB**

Section	Overall	1200m	1000m	800m	600m	400m	200m
Section Times	1:19.54 [5] (0:11.20)	1:08.34 [5] (0:11.03)	0:57.31 [6] (0:11.31)	0:46.00 [6] (0:11.56)	0:34.44 [6] (0:11.56)	0:22.88 [6] (0:11.11)	0:11.77 [7] (0:11.77)
Average Speed [km/h]	48.2	65.4	63.6	62.4	63.0	65.4	61.2
Top Speed [km/h]	66.4	66.6	65.0	63.6	64.4	66.6	63.6
Avg. Dist. to Rail [m]	4.3	0.4	0.3	0.7	2.4	2.6	2.0
Avg. Stride Freq. [Hz]	2.2	2.3	2.3	2.3	2.3	2.4	2.3
Avg. Stride Length [m]	6.0	7.8	7.7	7.6	7.6	7.7	7.5



- [ ] Ranking at each section and finish
- .-.- No data available at this section
- NA No data available



Horse/Jockey Name	Flying Rothe
Final Rank	6
Fastest Section Time (Section)	0:11.03 (400m)
Top Speed [km/h] (Section)	66.9 (400m)
Race State	Finished

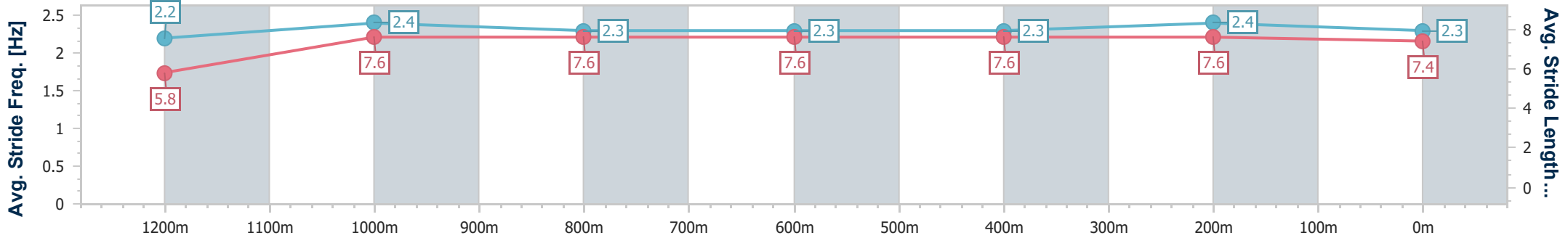
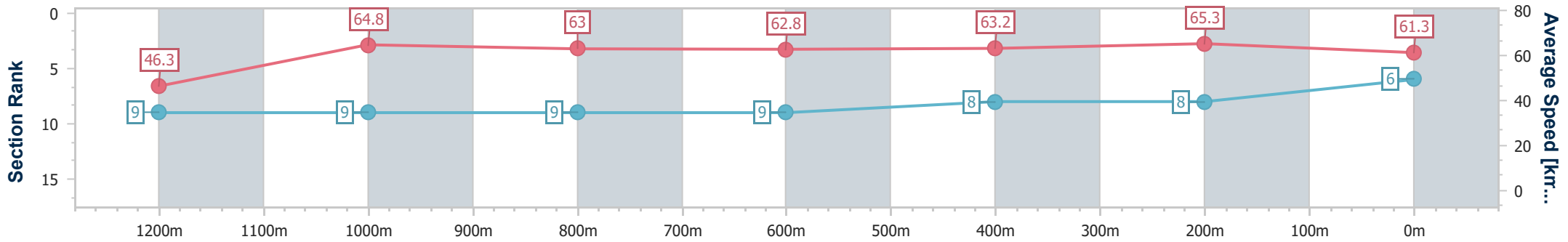


**Doomben QLD Professional**  
**Race 4: XXXX Class 3 Plate - 1350m**  
**08 December 2023 - 15:54**  
**Track Rating: Good 4, Weather: Fine, Rail Position: +7m Entire**



**BRISBANE**  
**RACING CLUB**

Section	Overall	1200m	1000m	800m	600m	400m	200m
Section Times	1:19.67 [6] (0:11.68)	1:07.99 [9] (0:11.11)	0:56.88 [9] (0:11.40)	0:45.48 [9] (0:11.44)	0:34.04 [9] (0:11.28)	0:22.76 [8] (0:11.03)	0:11.73 [8] (0:11.73)
Average Speed [km/h]	46.3	64.8	63.0	62.8	63.2	65.3	61.3
Top Speed [km/h]	65.4	66.6	64.4	64.2	64.7	66.9	65.4
Avg. Dist. to Rail [m]	2.5	0.4	0.5	0.8	1.3	1.7	3.2
Avg. Stride Freq. [Hz]	2.2	2.4	2.3	2.3	2.3	2.4	2.3
Avg. Stride Length [m]	5.8	7.6	7.6	7.6	7.6	7.6	7.4



- [ ] Ranking at each section and finish
- .-.- No data available at this section
- NA No data available





Horse/Jockey Name	King Dick
Final Rank	7
Fastest Section Time (Section)	0:10.93 (Overall)
Top Speed [km/h] (Section)	66.3 (1000m)
Race State	Finished

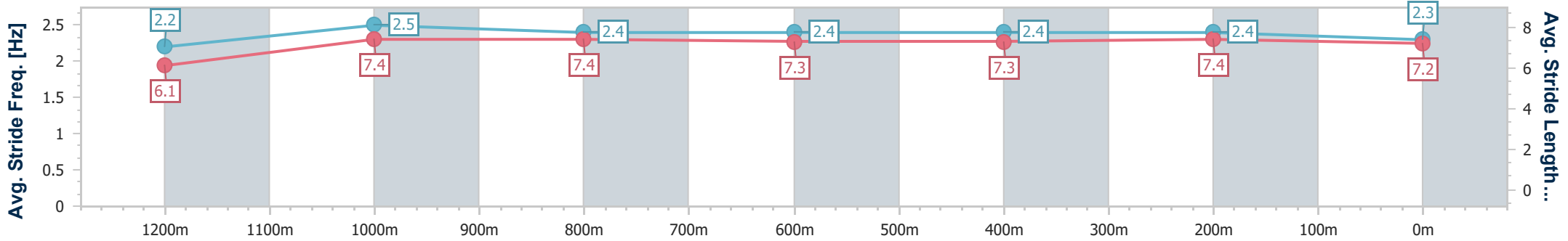
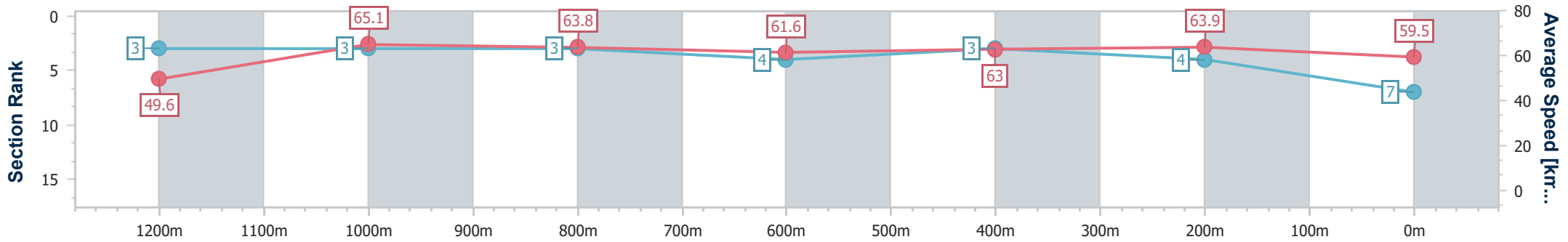


**Doomben QLD Professional**  
**Race 4: XXXX Class 3 Plate - 1350m**  
**08 December 2023 - 15:54**  
**Track Rating: Good 4, Weather: Fine, Rail Position: +7m Entire**



**BRISBANE**  
 RACING CLUB

Section	Overall	1200m	1000m	800m	600m	400m	200m
Section Times	1:19.76 [7] (0:10.93)	1:08.83 [3] (0:11.02)	0:57.81 [3] (0:11.30)	0:46.51 [3] (0:11.75)	0:34.76 [4] (0:11.44)	0:23.32 [3] (0:11.20)	0:12.12 [4] (0:12.12)
Average Speed [km/h]	49.6	65.1	63.8	61.6	63.0	63.9	59.5
Top Speed [km/h]	64.6	65.8	66.3	63.5	64.0	65.7	63.3
Avg. Dist. to Rail [m]	1.8	0.3	0.3	1.2	1.0	2.8	1.3
Avg. Stride Freq. [Hz]	2.2	2.5	2.4	2.4	2.4	2.4	2.3
Avg. Stride Length [m]	6.1	7.4	7.4	7.3	7.3	7.4	7.2



- [ ] Ranking at each section and finish
- .-.- No data available at this section
- NA No data available



Horse/Jockey Name	Hector De Maris
Final Rank	8
Fastest Section Time (Section)	0:10.98 (1200m)
Top Speed [km/h] (Section)	67.2 (1200m)
Race State	Finished

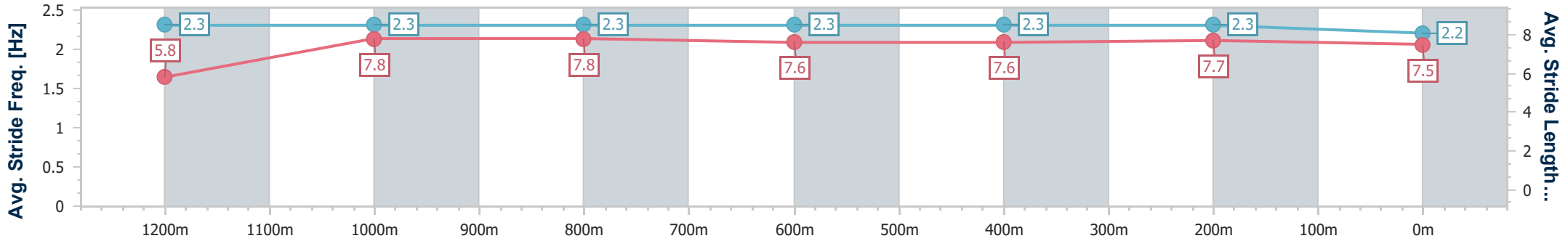
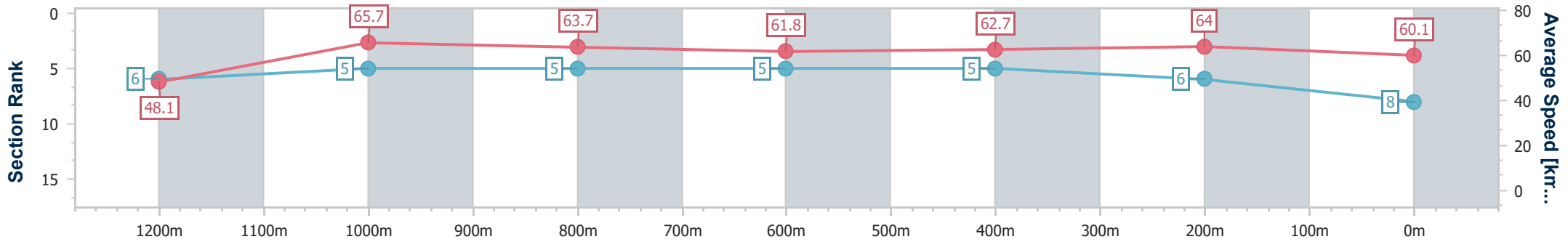


**Doomben QLD Professional**  
**Race 4: XXXX Class 3 Plate - 1350m**  
 08 December 2023 - 15:54  
 Track Rating: Good 4, Weather: Fine, Rail Position: +7m Entire



BRISBANE  
RACING CLUB

Section	Overall	1200m	1000m	800m	600m	400m	200m
Section Times	1:19.76 [8] (0:11.21)	1:08.55 [6] (0:10.98)	0:57.57 [5] (0:11.26)	0:46.31 [5] (0:11.60)	0:34.71 [5] (0:11.45)	0:23.26 [5] (0:11.27)	0:11.99 [6] (0:11.99)
Average Speed [km/h]	48.1	65.7	63.7	61.8	62.7	64.0	60.1
Top Speed [km/h]	66.3	67.2	64.7	62.9	63.6	65.0	63.6
Avg. Dist. to Rail [m]	1.2	0.3	0.5	1.0	0.5	0.3	0.5
Avg. Stride Freq. [Hz]	2.3	2.3	2.3	2.3	2.3	2.3	2.2
Avg. Stride Length [m]	5.8	7.8	7.8	7.6	7.6	7.7	7.5



- [ ] Ranking at each section and finish
- .-.- No data available at this section
- NA No data available



Horse/Jockey Name	Nippa's Nightcap
Final Rank	9
Fastest Section Time (Section)	0:11.02 (400m)
Top Speed [km/h] (Section)	67.2 (400m)
Race State	Finished

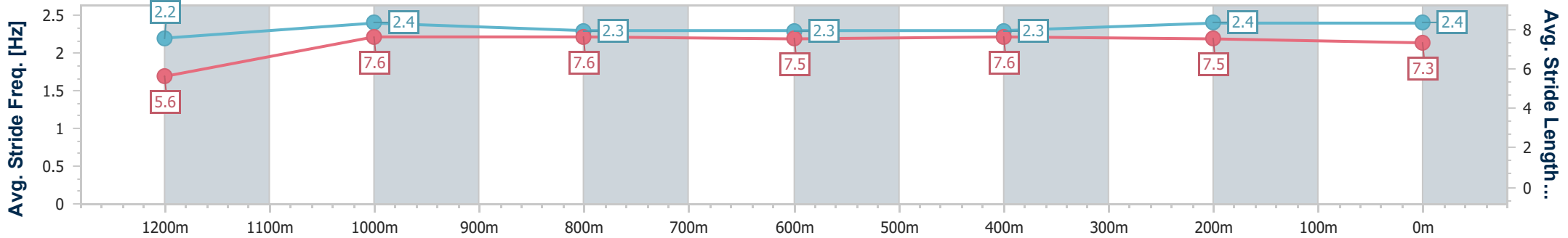
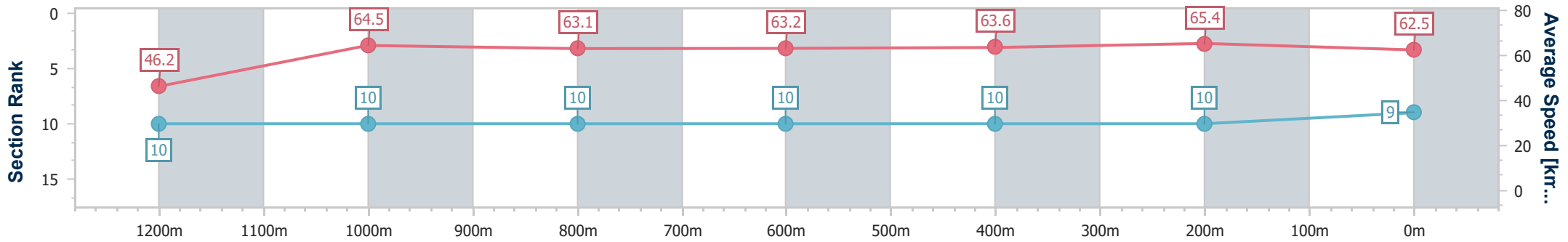


**Doomben QLD Professional**  
**Race 4: XXXX Class 3 Plate - 1350m**  
**08 December 2023 - 15:54**  
**Track Rating: Good 4, Weather: Fine, Rail Position: +7m Entire**



**BRISBANE**  
RACING CLUB

Section	Overall	1200m	1000m	800m	600m	400m	200m
Section Times	1:19.79 [9] (0:11.74)	1:08.05 [10] (0:11.16)	0:56.89 [10] (0:11.48)	0:45.41 [10] (0:11.43)	0:33.98 [10] (0:11.41)	0:22.57 [10] (0:11.02)	0:11.55 [10] (0:11.55)
Average Speed [km/h]	46.2	64.5	63.1	63.2	63.6	65.4	62.5
Top Speed [km/h]	63.0	66.3	64.2	64.7	64.6	67.2	65.6
Avg. Dist. to Rail [m]	7.0	1.6	1.8	1.0	0.7	3.1	5.3
Avg. Stride Freq. [Hz]	2.2	2.4	2.3	2.3	2.3	2.4	2.4
Avg. Stride Length [m]	5.6	7.6	7.6	7.5	7.6	7.5	7.3



- [ ] Ranking at each section and finish
- .-.- No data available at this section
- NA No data available



Horse/Jockey Name	Twyford
Final Rank	10
Fastest Section Time (Section)	0:11.06 (1200m)
Top Speed [km/h] (Section)	67.8 (1200m)
Race State	Finished

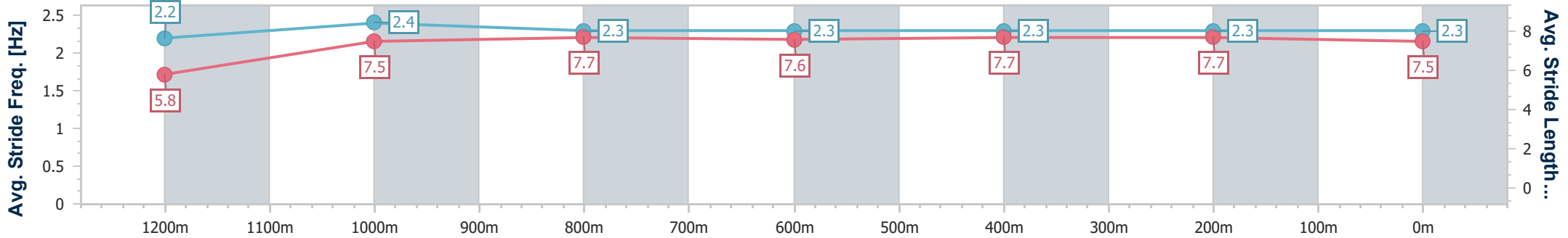
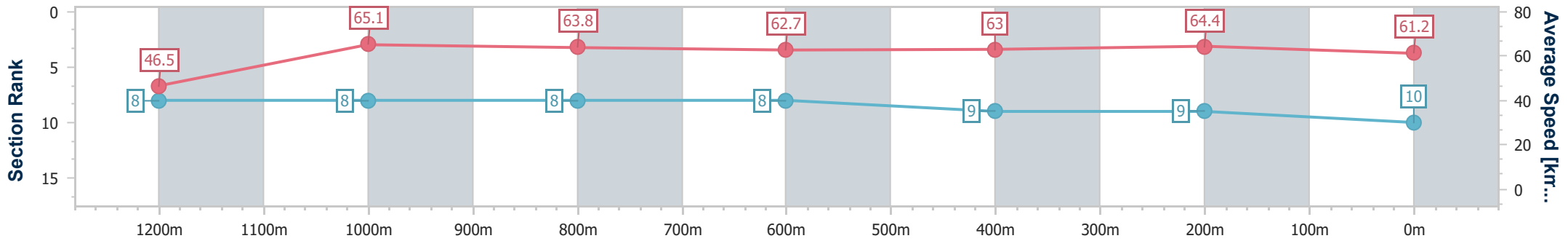


**Doomben QLD Professional**  
**Race 4: XXXX Class 3 Plate - 1350m**  
**08 December 2023 - 15:54**  
**Track Rating: Good 4, Weather: Fine, Rail Position: +7m Entire**



**BRISBANE**  
 RACING CLUB

Section	Overall	1200m	1000m	800m	600m	400m	200m
Section Times	1:19.93 [10] (0:11.64)	1:08.29 [8] (0:11.06)	0:57.23 [8] (0:11.30)	0:45.93 [8] (0:11.50)	0:34.43 [8] (0:11.52)	0:22.91 [9] (0:11.14)	0:11.77 [9] (0:11.77)
Average Speed [km/h]	46.5	65.1	63.8	62.7	63.0	64.4	61.2
Top Speed [km/h]	63.3	67.8	65.1	64.4	63.9	66.1	64.2
Avg. Dist. to Rail [m]	8.3	2.3	0.6	0.4	0.9	1.1	3.1
Avg. Stride Freq. [Hz]	2.2	2.4	2.3	2.3	2.3	2.3	2.3
Avg. Stride Length [m]	5.8	7.5	7.7	7.6	7.7	7.7	7.5



- [ ] Ranking at each section and finish
- .-.- No data available at this section
- NA No data available