



Doomben QLD Professional

Race 1: BECOME A BRC MEMBER Maiden Plate - 1640m

08 December 2023 - 13:59



BRISBANE
RACING CLUB

Track Rating: Soft 5, Weather: Fine, Rail Position: +7m Entire

Section														
Field Times	Overall	1400m	1200m	1000m	800m	600m	400m	Last 600m						
	1:39.23 (0:15.85)	1:23.38 (0:11.73)	1:11.65 (0:11.96)	0:59.69 (0:12.11)	0:47.58 (0:12.04)	0:35.54 (0:11.67)	0:23.87 (0:11.58)	0:35.54						
Rank	TAB	Horse/Jockey	Barrier	Top Speed [km/h]	Fastest Section	Overall	1400m	1200m	1000m	800m	600m	400m	Last 600m	Distance Travelled [m]
1	4	SON OF SATONO Mark Du Plessis	8	66.6	0:11.39	1:39.23 [1] (0:16.01)	1:23.22 [2] (0:11.85)	1:11.37 [2] (0:11.93)	0:59.44 [2] (0:12.10)	0:47.34 [2] (0:12.03)	0:35.31 [2] (0:11.69)	0:23.62 [2] (0:11.39)	0:35.31	
2	5	UNITED FRONT James Orman	4	66.4	0:11.15	1:39.25 [2] (0:16.72)	1:22.53 [7] (0:11.83)	1:10.70 [7] (0:11.90)	0:58.80 [7] (0:12.18)	0:46.62 [7] (0:12.05)	0:34.57 [9] (0:11.56)	0:23.01 [6] (0:11.15)	0:34.57	+4
3	2	FREE CARRY Ryan Maloney	5	66.2	0:11.58	1:39.30 [3] (0:15.85)	1:23.45 [1] (0:11.73)	1:11.72 [1] (0:11.96)	0:59.76 [1] (0:12.11)	0:47.65 [1] (0:12.04)	0:35.61 [1] (0:11.67)	0:23.94 [1] (0:11.58)	0:35.61	-1
4	10	FRIJOLES Georgina Cartwright	6	65.0	0:11.34	1:39.62 [4] (0:16.31)	1:23.31 [5] (0:11.91)	1:11.40 [6] (0:11.96)	0:59.44 [6] (0:12.12)	0:47.32 [6] (0:12.11)	0:35.21 [6] (0:11.69)	0:23.52 [5] (0:11.34)	0:35.21	+7
5	9	BEAM ME UP Jaden Lloyd	1	63.8	0:11.37	1:39.74 [5] (0:16.74)	1:23.00 [8] (0:11.99)	1:11.01 [8] (0:11.87)	0:59.14 [8] (0:12.10)	0:47.04 [9] (0:11.97)	0:35.07 [8] (0:11.59)	0:23.48 [7] (0:11.37)	0:35.07	-1
6	8	AQUA ROSA Marnu Potgieter	3	64.4	0:11.35	1:39.83 [6] (0:17.37)	1:22.46 [10] (0:11.60)	1:10.86 [10] (0:11.87)	0:58.99 [10] (0:12.05)	0:46.94 [10] (0:11.94)	0:35.00 [10] (0:11.69)	0:23.31 [9] (0:11.35)	0:35.00	-6
7	6	JOHN'S ROAD Ben Thompson	2	64.6	0:11.58	1:40.08 [7] (0:16.27)	1:23.81 [4] (0:11.71)	1:12.10 [3] (0:12.01)	1:00.09 [4] (0:12.17)	0:47.92 [3] (0:12.03)	0:35.89 [3] (0:11.77)	0:24.12 [4] (0:11.58)	0:35.89	-4
8	7	YEAH COPY Cejay Graham	7	64.3	0:11.58	1:40.11 [8] (0:16.13)	1:23.98 [3] (0:11.90)	1:12.08 [5] (0:11.98)	1:00.10 [5] (0:12.20)	0:47.90 [5] (0:12.00)	0:35.90 [4] (0:11.65)	0:24.25 [3] (0:11.58)	0:35.90	+4
9	11	MIDNIGHT SEAS Luke Tarrant	9	63.7	0:11.80	1:40.95 [9] (0:16.89)	1:24.06 [9] (0:11.90)	1:12.16 [9] (0:11.87)	1:00.29 [9] (0:12.02)	0:48.27 [8] (0:11.97)	0:36.30 [7] (0:12.03)	0:24.27 [10] (0:11.80)	0:36.30	+6
10	14	GEMMAYZE Micheal Hellyer	11	67.2	0:11.63	1:43.05 [10] (0:16.40)	1:26.65 [6] (0:11.63)	1:15.02 [4] (0:11.94)	1:03.08 [3] (0:12.21)	0:50.87 [4] (0:12.11)	0:38.76 [5] (0:12.17)	0:26.59 [8] (0:12.18)	0:38.76	+5

Scratched: Dawn Party (#1), Switzerland Sun (#13), Nitrogen (#3), Leitzel (#12)

[] Ranking at each section and finish
 -:-:- No data available at this section
 NA No data available

SCN Saddle cloth number
 DNF Did not finish
 DNT Did not track



Doomben QLD Professional

Race 1: BECOME A BRC MEMBER Maiden Plate - 1640m

08 December 2023 - 13:59



BRISBANE
RACING CLUB

Track Rating: Soft 5, Weather: Fine, Rail Position: +7m Entire

Section				200m				Last 600m	
Field Times				0:12.29 (0:12.29)				0:35.54	
Rank	TAB	Horse/Jockey	Barrier	Top Speed [km/h]	Fastest Section	Margin			Distance Travelled [m]
1	4	SON OF SATONO Mark Du Plessis	8	66.6	0:11.39 Overall 400m	0:12.23 [2] (0:12.23)	1:39.23		0:35.31
2	5	UNITED FRONT James Orman	4	66.4	0:11.15 400m	0:11.86 [3] (0:11.86)	0.18L		0:34.57 +4
3	2	FREE CARRY Ryan Maloney	5	66.2	0:11.58 Overall 400m	0:12.36 [1] (0:12.36)	0.59L		0:35.61 -1
4	10	FRIJOLES Georgina Cartwright	6	65.0	0:11.34 Overall 400m	0:12.18 [5] (0:12.18)	2.22L		0:35.21 +7
5	9	BEAM ME UP Jaden Lloyd	1	63.8	0:11.37 400m	0:12.11 [7] (0:12.11)	2.99L		0:35.07 -1
6	8	AQUA ROSA Marnu Potgieter	3	64.4	0:11.35 400m	0:11.96 [8] (0:11.96)	3.43L		0:35.00 -6
7	6	JOHN'S ROAD Ben Thompson	2	64.6	0:11.58 Overall 400m	0:12.54 [6] (0:12.54)	4.85L		0:35.89 -4
8	7	YEAH COPY Cejay Graham	7	64.3	0:11.58 Overall 400m	0:12.67 [4] (0:12.67)	5.17L		0:35.90 +4
9	11	MIDNIGHT SEAS Luke Tarrant	9	63.7	0:11.80 Overall 400m	0:12.47 [9] (0:12.47)	10.03L		0:36.30 +6
10	14	GEMMAYZE Micheal Hellyer	11	67.2	0:11.63 Overall 1400m	0:14.41 [10] (0:14.41)	22.54L		0:38.76 +5

Scratched: Dawn Party (#1), Switzerland Sun (#13), Nitrogen (#3), Leitzel (#12)

Report Created: Fri 8 December 2023 19:10 GMT+ (Note: Timing is based on position data)

Page 2/12

[] Ranking at each section and finish
 -:-:- No data available at this section
 NA No data available

SCN Saddle cloth number
 DNF Did not finish
 DNT Did not track

data processed by  **TRIPLES DATA**



Horse/Jockey Name	Son Of Satono
Final Rank	1
Fastest Section Time (Section)	0:11.39 (400m)
Top Speed [km/h] (Section)	66.6 (Overall)
Race State	Finished



Doomben QLD Professional

Race 1: BECOME A BRC MEMBER Maiden Plate - 1640m

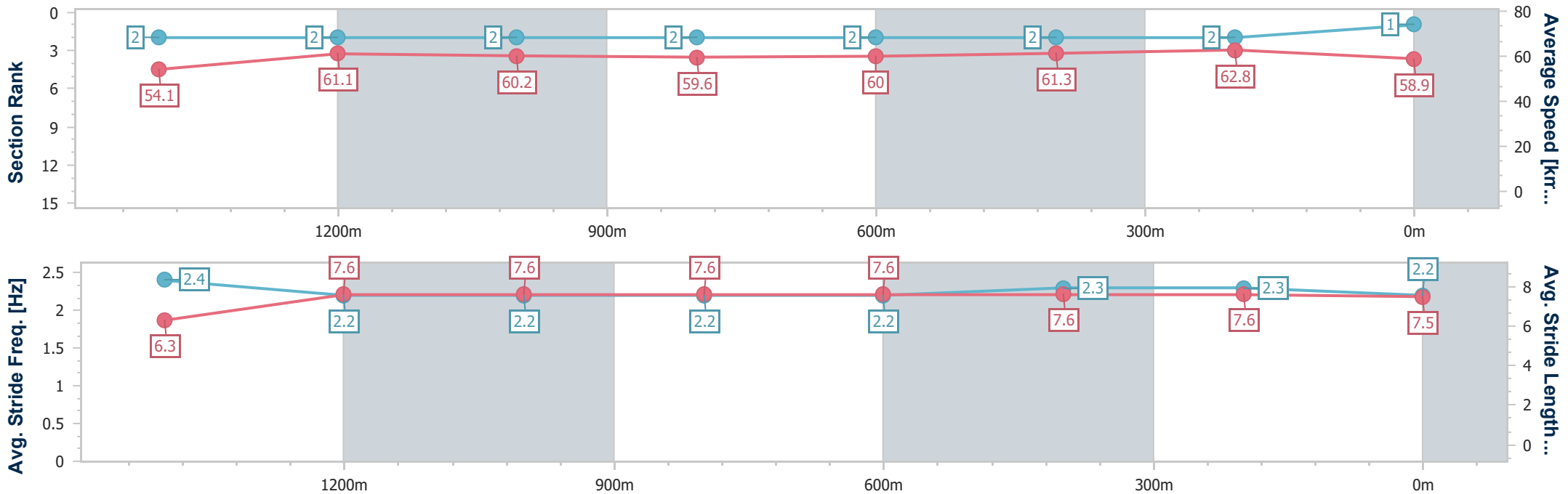
08 December 2023 - 13:59

Track Rating: Soft 5, Weather: Fine, Rail Position: +7m Entire



BRISBANE RACING CLUB

Section	Overall	1400m	1200m	1000m	800m	600m	400m	200m					
Section Times	1:39.23 [1] (0:16.01)	1:23.22 [2] (0:11.85)	1:11.37 [2] (0:11.93)	0:59.44 [2] (0:12.10)	0:47.34 [2] (0:12.03)	0:35.31 [2] (0:11.69)	0:23.62 [2] (0:11.39)	0:12.23 [2] (0:12.23)					
Average Speed [km/h]	54.1	61.1	60.2	59.6	60.0	61.3	62.8	58.9					
Top Speed [km/h]	66.6	63.3	61.5	60.4	60.7	61.9	63.8	62.0					
Avg. Dist. to Rail [m]	4.0	1.0	1.0	0.7	0.3	1.1	1.2	1.0					
Avg. Stride Freq. [Hz]	2.4	2.2	2.2	2.2	2.2	2.3	2.3	2.2					
Avg. Stride Length [m]	6.3	7.6	7.6	7.6	7.6	7.6	7.6	7.5					



- [] Ranking at each section and finish
- .-.- No data available at this section
- NA No data available



Horse/Jockey Name	United Front
Final Rank	2
Fastest Section Time (Section)	0:11.15 (400m)
Top Speed [km/h] (Section)	66.4 (400m)
Race State	Finished



Doomben QLD Professional

Race 1: BECOME A BRC MEMBER Maiden Plate - 1640m

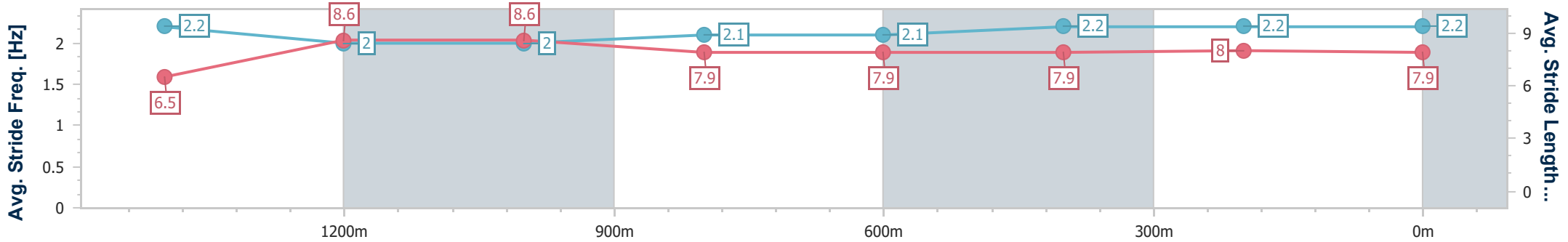
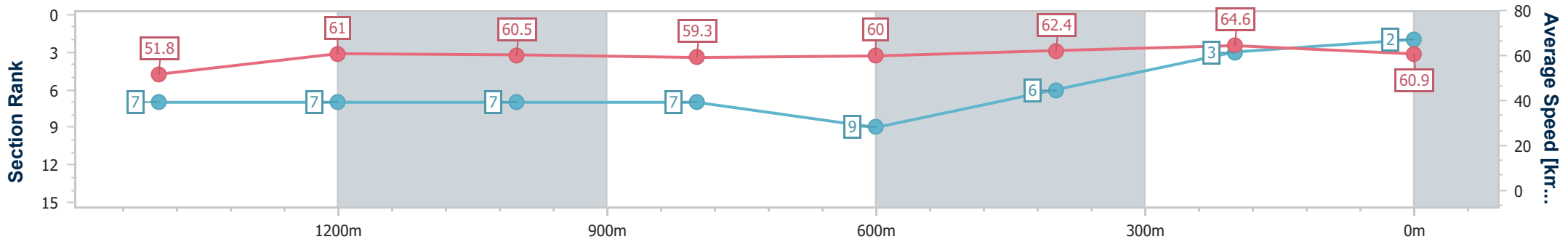
08 December 2023 - 13:59

Track Rating: Soft 5, Weather: Fine, Rail Position: +7m Entire



BRISBANE RACING CLUB

Section	Overall	1400m	1200m	1000m	800m	600m	400m	200m
Section Times	1:39.25 [2] (0:16.72)	1:22.53 [7] (0:11.83)	1:10.70 [7] (0:11.90)	0:58.80 [7] (0:12.18)	0:46.62 [7] (0:12.05)	0:34.57 [9] (0:11.56)	0:23.01 [6] (0:11.15)	0:11.86 [3]
Average Speed [km/h]	51.8	61.0	60.5	59.3	60.0	62.4	64.6	60.9
Top Speed [km/h]	64.5	63.7	61.9	60.5	61.7	64.6	66.4	65.3
Avg. Dist. to Rail [m]	1.9	0.7	1.7	2.0	0.8	0.3	0.6	0.9
Avg. Stride Freq. [Hz]	2.2	2.0	2.0	2.1	2.1	2.2	2.2	2.2
Avg. Stride Length [m]	6.5	8.6	8.6	7.9	7.9	7.9	8.0	7.9



- [] Ranking at each section and finish
- .-.- No data available at this section
- NA No data available



Horse/Jockey Name	Free Carry
Final Rank	3
Fastest Section Time (Section)	0:11.58 (400m)
Top Speed [km/h] (Section)	66.2 (Overall)
Race State	Finished



Doomben QLD Professional

Race 1: BECOME A BRC MEMBER Maiden Plate - 1640m

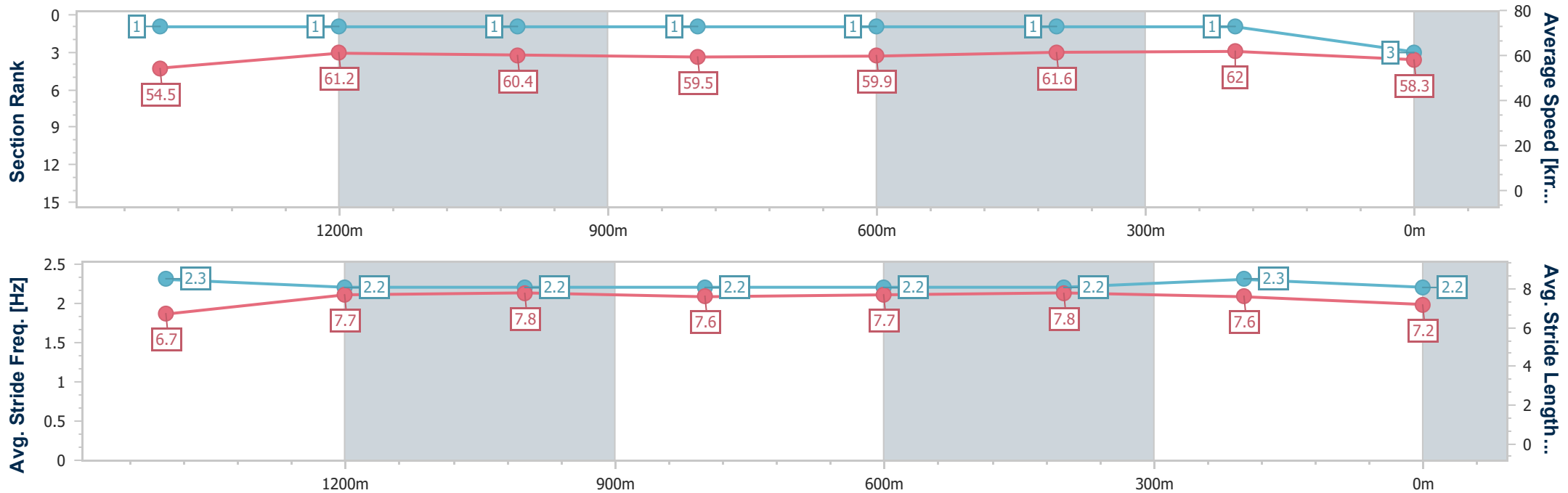
08 December 2023 - 13:59

Track Rating: Soft 5, Weather: Fine, Rail Position: +7m Entire



BRISBANE RACING CLUB

Section	Overall	1400m	1200m	1000m	800m	600m	400m	200m
Section Times	1:39.30 [3] (0:15.85)	1:23.45 [1] (0:11.73)	1:11.72 [1] (0:11.96)	0:59.76 [1] (0:12.11)	0:47.65 [1] (0:12.04)	0:35.61 [1] (0:11.67)	0:23.94 [1] (0:11.58)	0:12.36 [1] (0:12.36)
Average Speed [km/h]	54.5	61.2	60.4	59.5	59.9	61.6	62.0	58.3
Top Speed [km/h]	66.2	63.8	60.6	60.4	61.3	62.2	62.8	61.2
Avg. Dist. to Rail [m]	1.9	0.3	0.7	0.7	0.1	0.4	1.2	3.4
Avg. Stride Freq. [Hz]	2.3	2.2	2.2	2.2	2.2	2.2	2.3	2.2
Avg. Stride Length [m]	6.7	7.7	7.8	7.6	7.7	7.8	7.6	7.2



- [] Ranking at each section and finish
- .-.-.- No data available at this section
- NA No data available



Horse/Jockey Name	Frijoles
Final Rank	4
Fastest Section Time (Section)	0:11.34 (400m)
Top Speed [km/h] (Section)	65.0 (Overall)
Race State	Finished



Doomben QLD Professional

Race 1: BECOME A BRC MEMBER Maiden Plate - 1640m

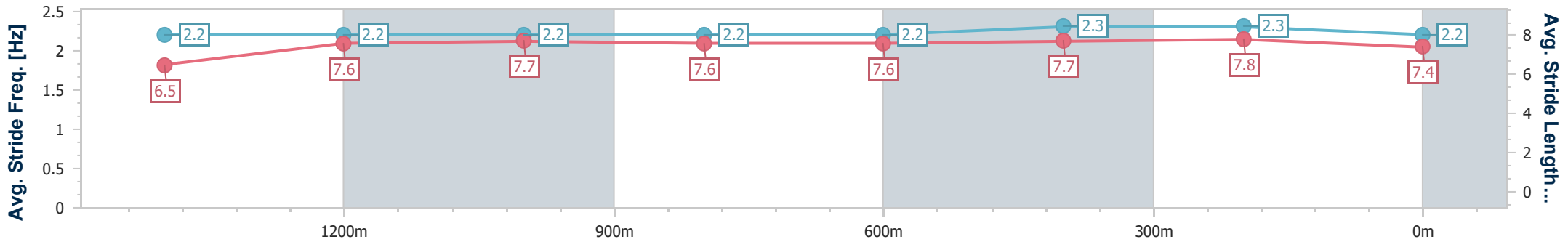
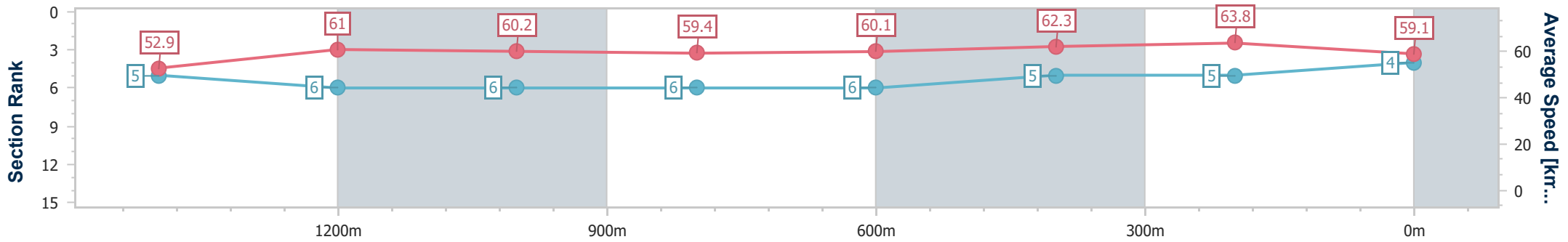
08 December 2023 - 13:59

Track Rating: Soft 5, Weather: Fine, Rail Position: +7m Entire



BRISBANE RACING CLUB

Section	Overall	1400m	1200m	1000m	800m	600m	400m	200m
Section Times	1:39.62 [4] (0:16.31)	1:23.31 [5] (0:11.91)	1:11.40 [6] (0:11.96)	0:59.44 [6] (0:12.12)	0:47.32 [6] (0:12.11)	0:35.21 [6] (0:11.69)	0:23.52 [5] (0:11.34)	0:12.18 [5] (0:12.18)
Average Speed [km/h]	52.9	61.0	60.2	59.4	60.1	62.3	63.8	59.1
Top Speed [km/h]	65.0	64.2	61.4	60.6	61.4	63.6	64.8	62.1
Avg. Dist. to Rail [m]	2.4	1.6	1.2	0.5	2.0	1.8	1.3	1.7
Avg. Stride Freq. [Hz]	2.2	2.2	2.2	2.2	2.2	2.3	2.3	2.2
Avg. Stride Length [m]	6.5	7.6	7.7	7.6	7.6	7.7	7.8	7.4



- [] Ranking at each section and finish
- .-.- No data available at this section
- NA No data available



Horse/Jockey Name	Beam Me Up
Final Rank	5
Fastest Section Time (Section)	0:11.37 (400m)
Top Speed [km/h] (Section)	63.8 (400m)
Race State	Finished



Doomben QLD Professional

Race 1: BECOME A BRC MEMBER Maiden Plate - 1640m

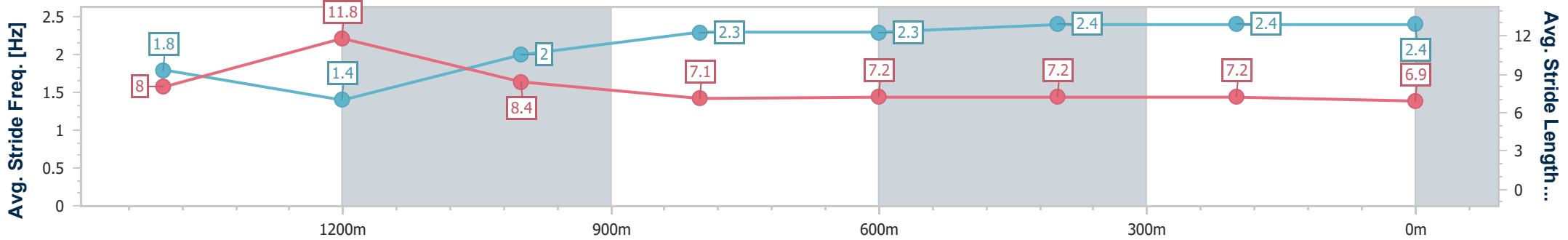
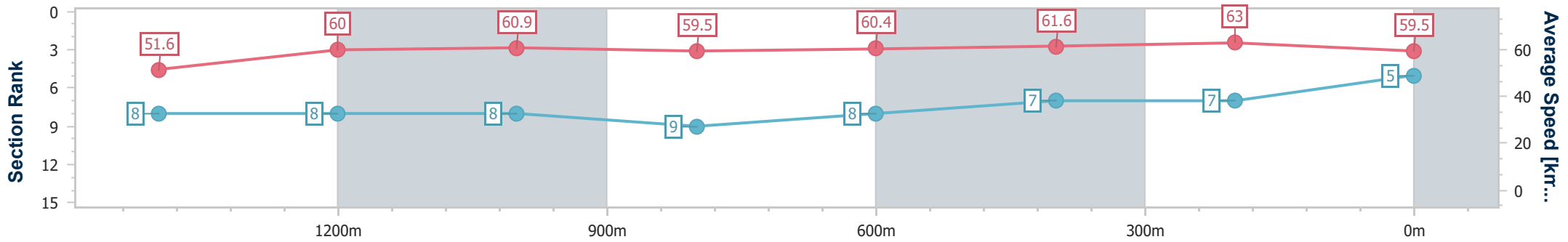
08 December 2023 - 13:59

Track Rating: Soft 5, Weather: Fine, Rail Position: +7m Entire



BRISBANE RACING CLUB

Section	Overall	1400m	1200m	1000m	800m	600m	400m	200m
Section Times	1:39.74 [5] (0:16.74)	1:23.00 [8] (0:11.99)	1:11.01 [8] (0:11.87)	0:59.14 [8] (0:12.10)	0:47.04 [9] (0:11.97)	0:35.07 [8] (0:11.59)	0:23.48 [7] (0:11.37)	0:12.11 [7] (0:12.11)
Average Speed [km/h]	51.6	60.0	60.9	59.5	60.4	61.6	63.0	59.5
Top Speed [km/h]	63.0	62.4	61.6	60.2	61.2	62.3	63.8	62.9
Avg. Dist. to Rail [m]	1.1	0.5	0.9	1.4	0.5	1.1	1.8	2.1
Avg. Stride Freq. [Hz]	1.8	1.4	2.0	2.3	2.3	2.4	2.4	2.4
Avg. Stride Length [m]	8.0	11.8	8.4	7.1	7.2	7.2	7.2	6.9



- [] Ranking at each section and finish
- .-.- No data available at this section
- NA No data available



Horse/Jockey Name	Aqua Rosa
Final Rank	6
Fastest Section Time (Section)	0:11.35 (400m)
Top Speed [km/h] (Section)	64.4 (400m)
Race State	Finished



Doomben QLD Professional

Race 1: BECOME A BRC MEMBER Maiden Plate - 1640m

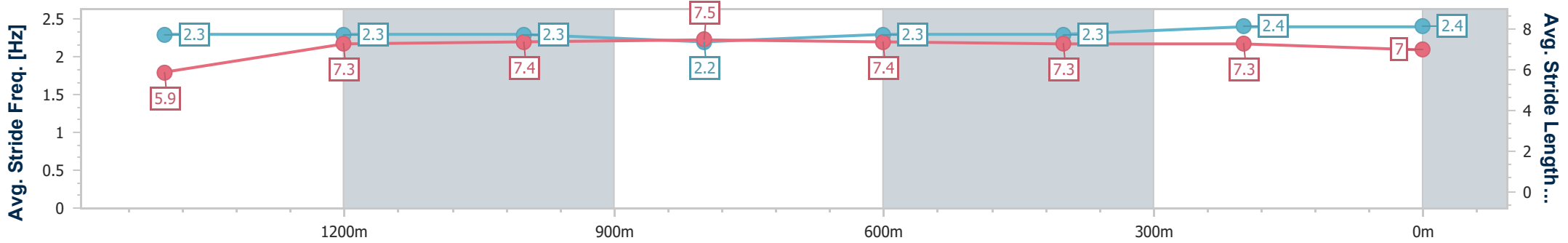
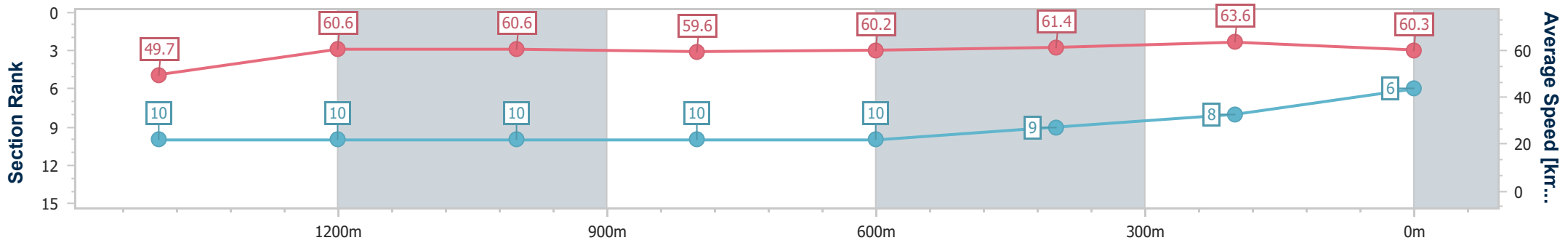
08 December 2023 - 13:59

Track Rating: Soft 5, Weather: Fine, Rail Position: +7m Entire



BRISBANE RACING CLUB

Section	Overall	1400m	1200m	1000m	800m	600m	400m	200m
Section Times	1:39.83 [6] (0:17.37)	1:22.46 [10] (0:11.60)	1:10.86 [10] (0:11.87)	0:58.99 [10] (0:12.05)	0:46.94 [10] (0:11.94)	0:35.00 [10] (0:11.69)	0:23.31 [9] (0:11.35)	0:11.96 [8] (0:11.96)
Average Speed [km/h]	49.7	60.6	60.6	59.6	60.2	61.4	63.6	60.3
Top Speed [km/h]	64.1	63.6	61.9	60.5	60.7	63.0	64.4	62.6
Avg. Dist. to Rail [m]	1.1	3.4	2.6	1.6	0.5	0.2	2.2	3.6
Avg. Stride Freq. [Hz]	2.3	2.3	2.3	2.2	2.3	2.3	2.4	2.4
Avg. Stride Length [m]	5.9	7.3	7.4	7.5	7.4	7.3	7.3	7.0



- [] Ranking at each section and finish
- .-.- No data available at this section
- NA No data available



Horse/Jockey Name	John's Road
Final Rank	7
Fastest Section Time (Section)	0:11.58 (400m)
Top Speed [km/h] (Section)	64.6 (Overall)
Race State	Finished



Doomben QLD Professional

Race 1: BECOME A BRC MEMBER Maiden Plate - 1640m

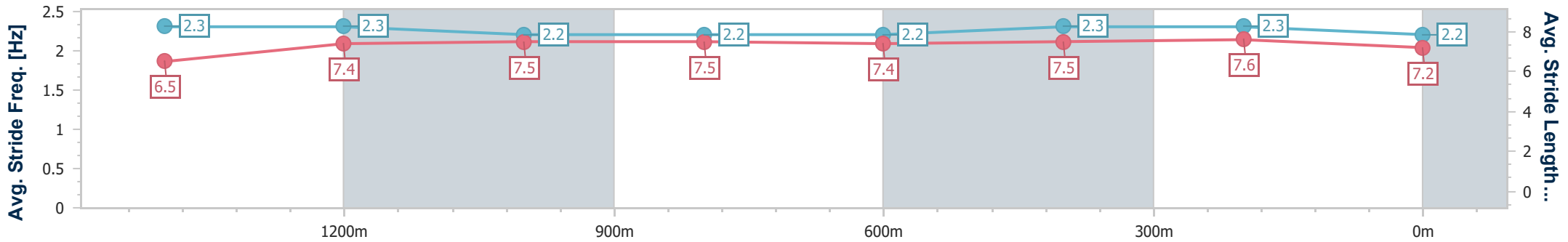
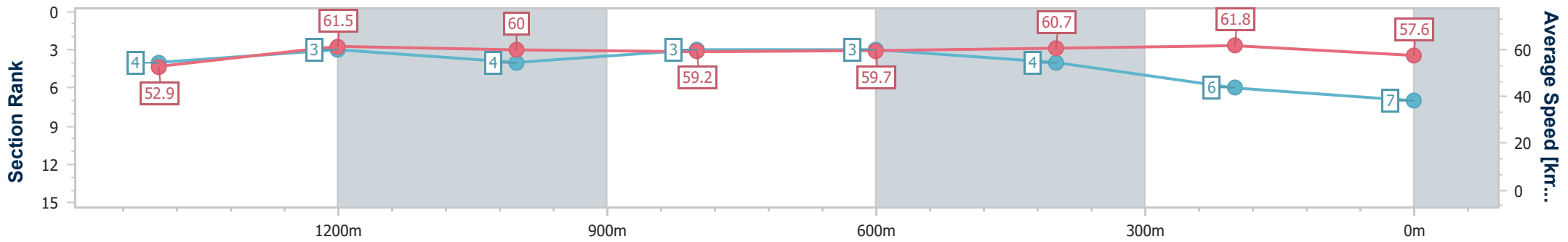
08 December 2023 - 13:59

Track Rating: Soft 5, Weather: Fine, Rail Position: +7m Entire



BRISBANE RACING CLUB

Section	Overall	1400m	1200m	1000m	800m	600m	400m	200m
Section Times	1:40.08 [7] (0:16.27)	1:23.81 [4] (0:11.71)	1:12.10 [3] (0:12.01)	1:00.09 [4] (0:12.17)	0:47.92 [3] (0:12.03)	0:35.89 [3] (0:11.77)	0:24.12 [4] (0:11.58)	0:12.54 [6] (0:12.54)
Average Speed [km/h]	52.9	61.5	60.0	59.2	59.7	60.7	61.8	57.6
Top Speed [km/h]	64.6	63.3	61.0	60.1	60.7	61.6	63.1	60.6
Avg. Dist. to Rail [m]	1.0	0.5	0.3	0.2	0.6	1.3	1.6	1.1
Avg. Stride Freq. [Hz]	2.3	2.3	2.2	2.2	2.2	2.3	2.3	2.2
Avg. Stride Length [m]	6.5	7.4	7.5	7.5	7.4	7.5	7.6	7.2



- [] Ranking at each section and finish
- .-.- No data available at this section
- NA No data available



Horse/Jockey Name	Yeah Copy
Final Rank	8
Fastest Section Time (Section)	0:11.58 (400m)
Top Speed [km/h] (Section)	64.3 (Overall)
Race State	Finished



Doomben QLD Professional

Race 1: BECOME A BRC MEMBER Maiden Plate - 1640m

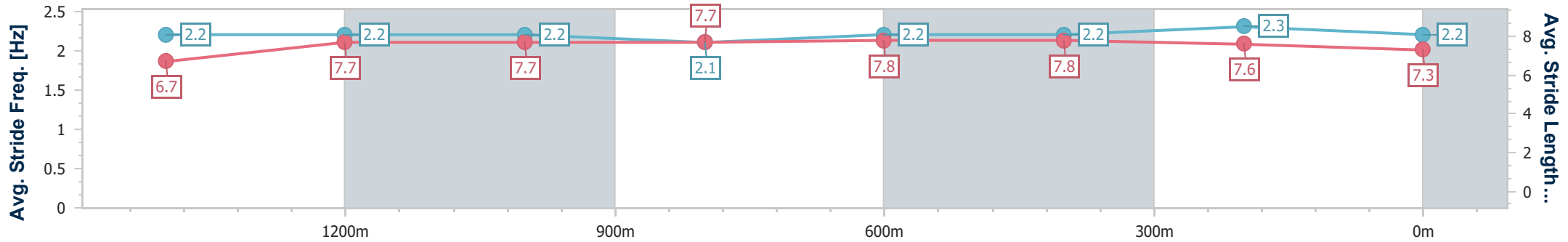
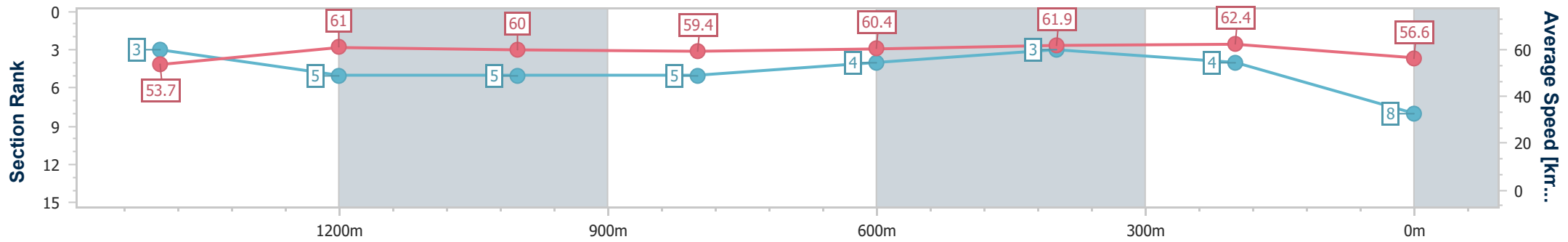
08 December 2023 - 13:59

Track Rating: Soft 5, Weather: Fine, Rail Position: +7m Entire



BRISBANE RACING CLUB

Section	Overall	1400m	1200m	1000m	800m	600m	400m	200m
Section Times	1:40.11 [8] (0:16.13)	1:23.98 [3] (0:11.90)	1:12.08 [5] (0:11.98)	1:00.10 [5] (0:12.20)	0:47.90 [5] (0:12.00)	0:35.90 [4] (0:11.65)	0:24.25 [3] (0:11.58)	0:12.67 [4] (0:12.67)
Average Speed [km/h]	53.7	61.0	60.0	59.4	60.4	61.9	62.4	56.6
Top Speed [km/h]	64.3	62.4	60.9	60.2	61.9	62.4	64.0	59.9
Avg. Dist. to Rail [m]	3.5	1.3	2.1	2.0	1.0	0.3	1.8	1.6
Avg. Stride Freq. [Hz]	2.2	2.2	2.2	2.1	2.2	2.2	2.3	2.2
Avg. Stride Length [m]	6.7	7.7	7.7	7.7	7.8	7.8	7.6	7.3



- [] Ranking at each section and finish
- .-.- No data available at this section
- NA No data available



Horse/Jockey Name	Midnight Seas
Final Rank	9
Fastest Section Time (Section)	0:11.80 (400m)
Top Speed [km/h] (Section)	63.7 (Overall)
Race State	Finished



Doomben QLD Professional

Race 1: BECOME A BRC MEMBER Maiden Plate - 1640m

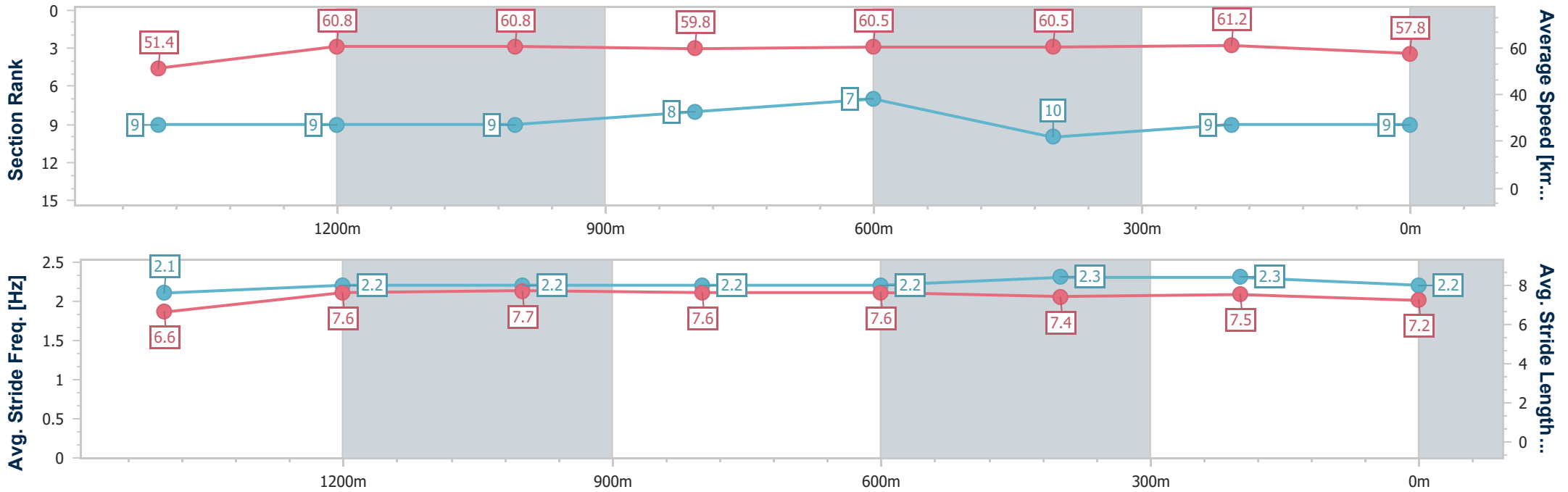
08 December 2023 - 13:59

Track Rating: Soft 5, Weather: Fine, Rail Position: +7m Entire



BRISBANE RACING CLUB

Section	Overall	1400m	1200m	1000m	800m	600m	400m	200m
Section Times	1:40.95 [9] (0:16.89)	1:24.06 [9] (0:11.90)	1:12.16 [9] (0:11.87)	1:00.29 [9] (0:12.02)	0:48.27 [8] (0:11.97)	0:36.30 [7] (0:12.03)	0:24.27 [10] (0:11.80)	0:12.47 [9] (0:12.47)
Average Speed [km/h]	51.4	60.8	60.8	59.8	60.5	60.5	61.2	57.8
Top Speed [km/h]	63.7	63.5	61.7	60.8	61.4	61.7	62.3	60.6
Avg. Dist. to Rail [m]	4.8	1.0	1.2	0.3	0.9	2.4	1.6	1.5
Avg. Stride Freq. [Hz]	2.1	2.2	2.2	2.2	2.2	2.3	2.3	2.2
Avg. Stride Length [m]	6.6	7.6	7.7	7.6	7.6	7.4	7.5	7.2



- [] Ranking at each section and finish
- .-.- No data available at this section
- NA No data available



Horse/Jockey Name	Gemmayze
Final Rank	10
Fastest Section Time (Section)	0:11.63 (1400m)
Top Speed [km/h] (Section)	67.2 (Overall)
Race State	Finished



Doomben QLD Professional

Race 1: BECOME A BRC MEMBER Maiden Plate - 1640m

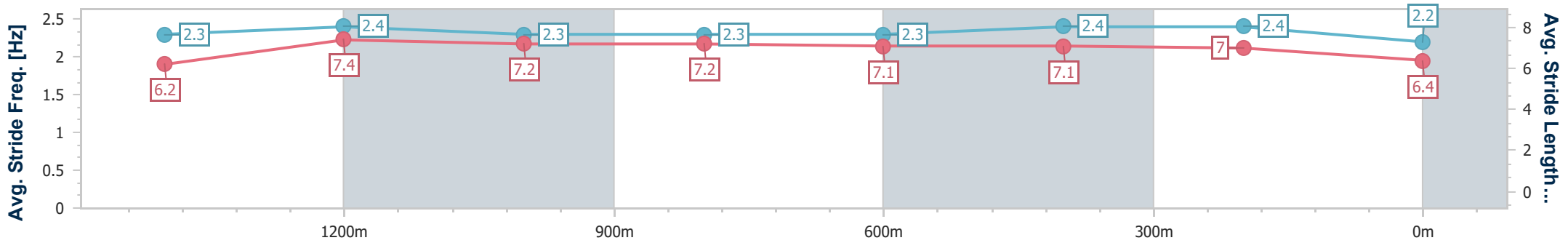
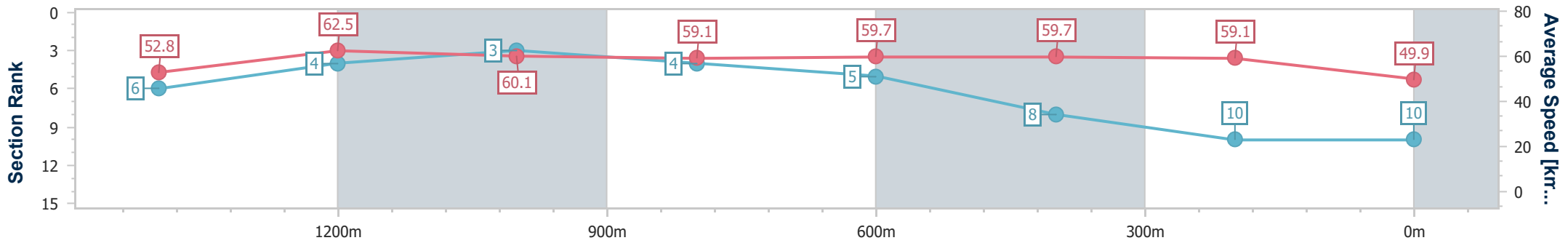
08 December 2023 - 13:59

Track Rating: Soft 5, Weather: Fine, Rail Position: +7m Entire



BRISBANE RACING CLUB

Section	Overall	1400m	1200m	1000m	800m	600m	400m	200m
Section Times	1:43.05 [10] (0:16.40)	1:26.65 [6] (0:11.63)	1:15.02 [4] (0:11.94)	1:03.08 [3] (0:12.21)	0:50.87 [4] (0:12.11)	0:38.76 [5] (0:12.17)	0:26.59 [8] (0:12.18)	0:14.41 [10] (0:14.41)
Average Speed [km/h]	52.8	62.5	60.1	59.1	59.7	59.7	59.1	49.9
Top Speed [km/h]	67.2	65.5	60.9	60.0	60.6	60.7	60.6	57.8
Avg. Dist. to Rail [m]	5.2	1.3	1.3	1.2	0.8	1.1	1.4	1.0
Avg. Stride Freq. [Hz]	2.3	2.4	2.3	2.3	2.3	2.4	2.4	2.2
Avg. Stride Length [m]	6.2	7.4	7.2	7.2	7.1	7.1	7.0	6.4



- [] Ranking at each section and finish
- .-.- No data available at this section
- NA No data available