



Ladbrokes Cannon Park QLD Professional

Race 8: MY VILLAGE BAKEHOUSE RATINGS BAND 0 - 55 Handicap - 1500m

07 December 2023 - 16:52



Track Rating: Soft 5, Weather: Overcast, Rail Position: 1.5m 1000m-350m

Section														
Field Times	Overall	1400m	1200m	1000m	800m	600m	400m	Last 600m						
	1:29.63 (0:08.10)	1:21.53 (0:10.46)	1:11.07 (0:10.73)	1:00.34 (0:11.35)	0:48.99 (0:11.63)	0:37.36 (0:11.97)	0:25.39 (0:12.55)	0:37.36						
Rank	TAB	Horse/Jockey	Barrier	Top Speed [km/h]	Fastest Section	Overall	1400m	1200m	1000m	800m	600m	400m	Last 600m	Distance Travelled [m]
1	9	ZOUHOPE Adrian Layt	3	66.2 1400m	0:08.80 Overall	1:29.63 [1] (0:08.80)	1:20.83 [12] (0:10.83)	1:10.00 [11] (0:10.83)	0:59.17 [10] (0:11.12)	0:48.05 [8] (0:11.60)	0:36.45 [9] (0:11.88)	0:24.57 [8] (0:12.10)	0:36.45	
2	5	HOW AWESOME Lacey Morrison	14	67.3 1200m	0:08.32 Overall	1:30.13 [2] (0:08.32)	1:21.81 [6] (0:10.57)	1:11.24 [6] (0:10.87)	1:00.37 [6] (0:11.47)	0:48.90 [6] (0:11.61)	0:37.29 [6] (0:12.19)	0:25.10 [7] (0:12.22)	0:37.29	+6
3	10	MODERN LEGEND Nor Yadi	4	66.2 1200m	0:08.49 Overall	1:30.21 [3] (0:08.49)	1:21.72 [7] (0:10.73)	1:10.99 [7] (0:10.83)	1:00.16 [7] (0:11.24)	0:48.92 [7] (0:11.68)	0:37.24 [7] (0:11.92)	0:25.32 [4] (0:12.36)	0:37.24	+9
4	4	MISSION HOUSE Denicious Smith	1	66.6 1400m	0:08.27 Overall	1:30.39 [4] (0:08.27)	1:22.12 [5] (0:10.34)	1:11.78 [2] (0:10.68)	1:01.10 [1] (0:11.35)	0:49.75 [1] (0:11.63)	0:38.12 [1] (0:11.97)	0:26.15 [1] (0:12.55)	0:38.12	+2
5	6	LADY OF FORTUNE Scott Sheargold	15	65.9 1200m	0:08.62 Overall	1:30.45 [5] (0:08.62)	1:21.83 [10] (0:10.99)	1:10.84 [10] (0:10.98)	0:59.86 [11] (0:11.39)	0:48.47 [11] (0:11.44)	0:37.03 [11] (0:12.03)	0:25.00 [11] (0:12.23)	0:37.03	+9
6	3	GREEN ESSENCE Jenna Edwards	5	65.9 1400m	0:08.54 Overall	1:30.62 [6] (0:08.54)	1:22.08 [9] (0:10.81)	1:11.27 [8] (0:10.84)	1:00.43 [8] (0:11.44)	0:48.99 [9] (0:11.61)	0:37.38 [10] (0:12.16)	0:25.22 [10] (0:12.36)	0:37.38	+6
7	12	SIZZLING SUN Ngarie Nelson	10	67.3 1400m	0:08.10 Overall	1:30.85 [7] (0:08.10)	1:22.75 [1] (0:10.46)	1:12.29 [1] (0:10.77)	1:01.52 [2] (0:11.43)	0:50.09 [2] (0:11.75)	0:38.34 [2] (0:12.12)	0:26.22 [2] (0:12.77)	0:38.34	+8
8	11	WONG WAY Amanda Thomson	12	65.9 1400m	0:08.13 Overall	1:30.91 [8] (0:08.13)	1:22.78 [2] (0:10.74)	1:12.04 [5] (0:10.86)	1:01.18 [5] (0:11.37)	0:49.81 [4] (0:11.65)	0:38.16 [4] (0:11.90)	0:26.26 [3] (0:12.70)	0:38.16	+8
9	8	ROTHGURL Jason Taylor	9	65.2 1400m	0:08.16 Overall	1:31.05 [9] (0:08.16)	1:22.89 [4] (0:10.65)	1:12.24 [4] (0:10.85)	1:01.39 [4] (0:11.48)	0:49.91 [5] (0:11.66)	0:38.25 [5] (0:12.10)	0:26.15 [5] (0:12.61)	0:38.25	+10
10	1	NIGHT GUY Nathan Thomas	13	64.9 1000m	0:08.52 Overall	1:31.10 [10] (0:08.52)	1:22.58 [8] (0:10.92)	1:11.66 [9] (0:10.95)	1:00.71 [9] (0:11.31)	0:49.40 [10] (0:11.42)	0:37.98 [8] (0:12.14)	0:25.84 [9] (0:12.62)	0:37.98	+13

Scratched: Conquering Judas (#13), Impeacher (#14), Acctories (#15)

Report Created: Thu 7 December 2023 17:30 GMT (Note: Timing is based on position data)

Page 1/16

[] Ranking at each section and finish
 -:-:- No data available at this section
 NA No data available
 SCN Saddle cloth number
 DNF Did not finish
 DNT Did not track

data processed by TRIPLESDATA



Ladbrokes Cannon Park QLD Professional

Race 8: MY VILLAGE BAKEHOUSE RATINGS BAND 0 - 55 Handicap - 1500m

07 December 2023 - 16:52



Track Rating: Soft 5, Weather: Overcast, Rail Position: 1.5m 1000m-350m

Section	Overall	1400m	1200m	1000m	800m	600m	400m	Last 600m
Field Times	1:29.63 (0:08.10)	1:21.53 (0:10.46)	1:11.07 (0:10.73)	1:00.34 (0:11.35)	0:48.99 (0:11.63)	0:37.36 (0:11.97)	0:25.39 (0:12.55)	0:37.36

Rank	TAB	Horse/Jockey	Barrier	Top Speed [km/h]	Fastest Section	Overall	1400m	1200m	1000m	800m	600m	400m	Last 600m	Distance Travelled [m]
11	7	PLUCKERCARN Georgina McDonnell	2	66.6	0:08.72	1:31.41 [11] (0:08.72)	1:22.69 [11] (0:11.09)	1:11.60 [12] (0:10.99)	1:00.61 [12] (0:11.28)	0:49.33 [12] (0:11.54)	0:37.79 [12] (0:12.00)	0:25.79 [12] (0:12.45)	0:37.79	+5
12	2	COGENT Ryan Wiggins	6	65.5	0:08.14	1:32.23 [12] (0:08.14)	1:24.09 [3] (0:10.64)	1:13.45 [3] (0:10.80)	1:02.65 [3] (0:11.43)	0:51.22 [3] (0:11.69)	0:39.53 [3] (0:12.25)	0:27.28 [6] (0:12.76)	0:39.53	+4

Scratched: Conquering Judas (#13), Impeacher (#14), Acctories (#15)

[] Ranking at each section and finish
 -:-:-:- No data available at this section
 NA No data available

SCN Saddle cloth number
 DNF Did not finish
 DNT Did not track



Ladbrokes Cannon Park QLD Professional

Race 8: MY VILLAGE BAKEHOUSE RATINGS BAND 0 - 55 Handicap - 1500m

07 December 2023 - 16:52



Track Rating: Soft 5, Weather: Overcast, Rail Position: 1.5m 1000m-350m

Section							200m			Last 600m
Field Times							0:12.84			0:37.36
							(0:12.84)			
Rank	TAB	Horse/Jockey	Barrier	Top Speed [km/h]	Fastest Section	Margin				Distance Travelled [m]
1	9	ZOUHOPE Adrian Layt	3	66.2 1400m	0:08.80 Overall	0:12.47 [2] (0:12.47)	1:29.63			0:36.45
2	5	HOW AWESOME Lacey Morrison	14	67.3 1200m	0:08.32 Overall	0:12.88 [3] (0:12.88)	2.8L			0:37.29 +6
3	10	MODERN LEGEND Nor Yadi	4	66.2 1200m	0:08.49 Overall	0:12.96 [3] (0:12.96)	3.2L			0:37.24 +9
4	4	MISSION HOUSE Denicious Smith	1	66.6 1400m	0:08.27 Overall	0:13.60 [1] (0:13.60)	4.2L			0:38.12 +2
5	6	LADY OF FORTUNE Scott Sheargold	15	65.9 1200m	0:08.62 Overall	0:12.77 [8] (0:12.77)	4.4L			0:37.03 +9
6	3	GREEN ESSENCE Jenna Edwards	5	65.9 1400m	0:08.54 Overall	0:12.86 [10] (0:12.86)	5.4L			0:37.38 +6
7	12	SIZZLING SUN Ngarie Nelson	10	67.3 1400m	0:08.10 Overall	0:13.45 [6] (0:13.45)	6.7L			0:38.34 +8
8	11	WONG WAY Amanda Thomson	12	65.9 1400m	0:08.13 Overall	0:13.56 [5] (0:13.56)	7L			0:38.16 +8
9	8	ROTHGURL Jason Taylor	9	65.2 1400m	0:08.16 Overall	0:13.54 [7] (0:13.54)	7.8L			0:38.25 +10
10	1	NIGHT GUY Nathan Thomas	13	64.9 1000m	0:08.52 Overall	0:13.22 [11] (0:13.22)	8L			0:37.98 +13

Scratched: Conquering Judas (#13), Impeacher (#14), Acctories (#15)

Report Created: Thu 7 December 2023 17:30 GMT (Note: Timing is based on position data)

Page 3/16

[] Ranking at each section and finish
 -:-:- No data available at this section
 NA No data available

SCN Saddle cloth number
 DNF Did not finish
 DNT Did not track

data processed by TRIPLESDATA



Ladbrokes Cannon Park QLD Professional
 Race 8: MY VILLAGE BAKEHOUSE RATINGS BAND 0 - 55 Handicap -
 1500m

07 December 2023 - 16:52



Track Rating: Soft 5, Weather: Overcast, Rail Position: 1.5m 1000m-350m

Section				200m				Last 600m		
Field Times				0:12.84 (0:12.84)				0:37.36		
Rank	TAB	Horse/Jockey	Barrier	Top Speed [km/h]	Fastest Section	Margin			Distance Travelled [m]	
11	7	PLUCKERCARN	2	66.6	0:08.72	0:13.34 [12]	9.8L		0:37.79	+5
		Georgina McDonnell		1400m	Overall	(0:13.34)				
12	2	COGENT	6	65.5	0:08.14	0:14.52 [9]	14.6L		0:39.53	+4
		Ryan Wiggins		1400m	Overall	(0:14.52)				

Scratched: Conquering Judas (#13), Impeacher (#14), Acctories (#15)

[] Ranking at each section and finish
 -:--:-- No data available at this section
 NA No data available

SCN Saddle cloth number
 DNF Did not finish
 DNT Did not track



Horse/Jockey Name	Zouhope
Final Rank	1
Fastest Section Time (Section)	0:08.80 (Overall)
Top Speed [km/h] (Section)	66.2 (1400m)
Race State	Finished



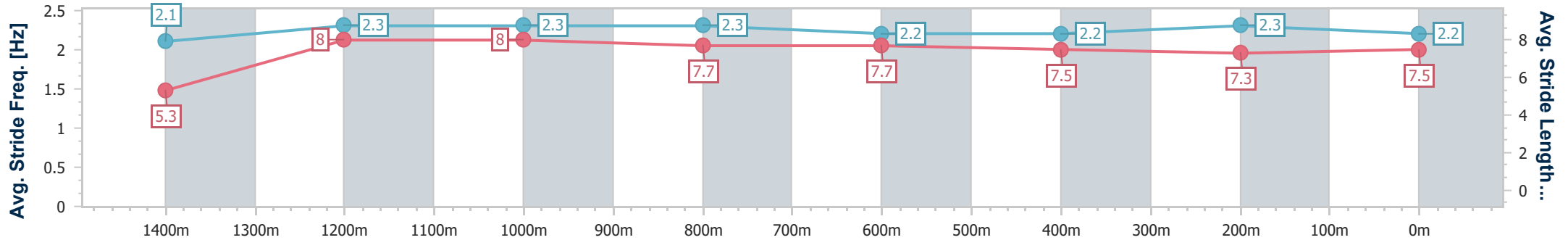
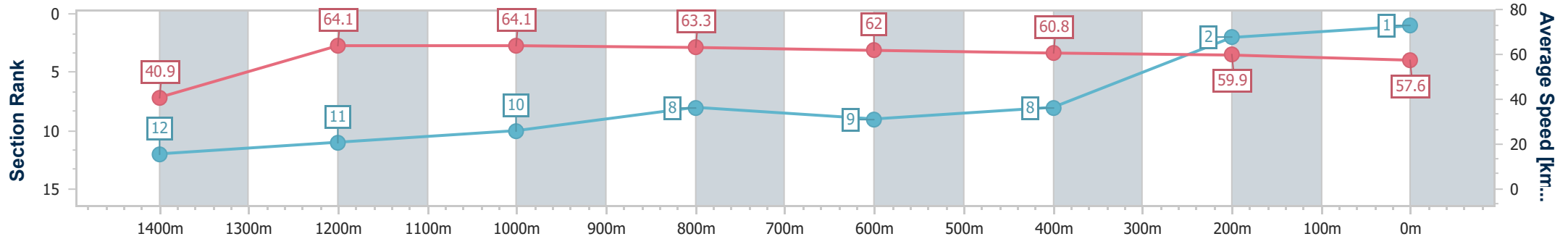
Ladbrokes Cannon Park QLD Professional
Race 8: MY VILLAGE BAKEHOUSE RATINGS BAND 0 - 55
Handicap - 1500m



07 December 2023 - 16:52

Track Rating: Soft 5, Weather: Overcast, Rail Position: 1.5m 1000m-350m

Section	Overall	1400m	1200m	1000m	800m	600m	400m	200m						
Section Times	1:29.63 [1] (0:08.80)	1:20.83 [12] (0:10.83)	1:10.00 [11] (0:10.83)	0:59.17 [10] (0:11.12)	0:48.05 [8] (0:11.60)	0:36.45 [9] (0:11.88)	0:24.57 [8] (0:12.10)	0:12.47 [2] (0:12.47)						
Average Speed [km/h]	40.9	64.1	64.1	63.3	62.0	60.8	59.9	57.6						
Top Speed [km/h]	63.2	66.2	66.2	65.1	63.5	62.5	61.0	62.3						
Avg. Dist. to Rail [m]	1.2	0.5	1.3	3.2	0.7	0.4	5.0	7.8						
Avg. Stride Freq. [Hz]	2.1	2.3	2.3	2.3	2.2	2.2	2.3	2.2						
Avg. Stride Length [m]	5.3	8.0	8.0	7.7	7.7	7.5	7.3	7.5						



- [] Ranking at each section and finish
- .-.- No data available at this section
- NA No data available



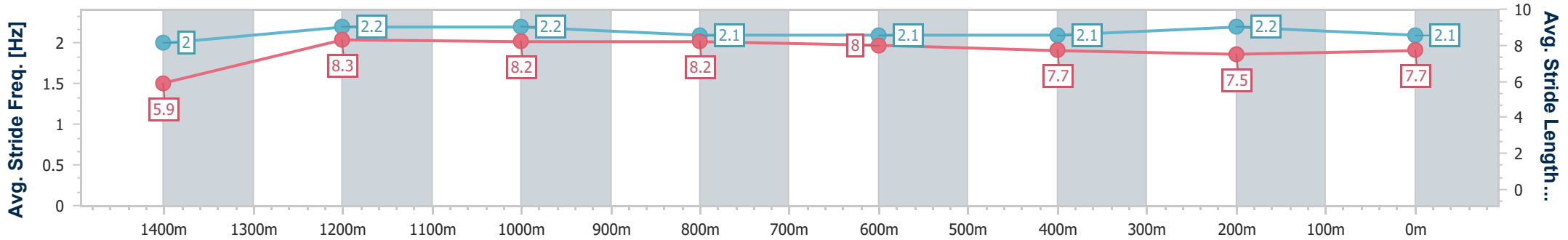
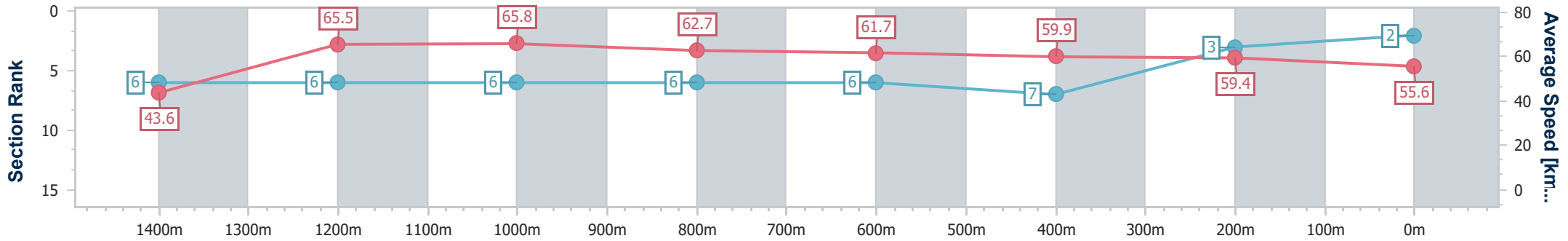
Horse/Jockey Name	How Awesome
Final Rank	2
Fastest Section Time (Section)	0:08.32 (Overall)
Top Speed [km/h] (Section)	67.3 (1200m)
Race State	Finished



Ladbrokes Cannon Park QLD Professional
 Race 8: MY VILLAGE BAKEHOUSE RATINGS BAND 0 - 55
 Handicap - 1500m
 07 December 2023 - 16:52
 Track Rating: Soft 5, Weather: Overcast, Rail Position: 1.5m 1000m-350m



Section	Overall	1400m	1200m	1000m	800m	600m	400m	200m
Section Times	1:30.13 [2] (0:08.32)	1:21.81 [6] (0:10.57)	1:11.24 [6] (0:10.87)	1:00.37 [6] (0:11.47)	0:48.90 [6] (0:11.61)	0:37.29 [6] (0:12.19)	0:25.10 [7] (0:12.22)	0:12.88 [3] (0:12.88)
Average Speed [km/h]	43.6	65.5	65.8	62.7	61.7	59.9	59.4	55.6
Top Speed [km/h]	62.6	67.0	67.3	63.9	64.1	62.1	60.4	60.8
Avg. Dist. to Rail [m]	6.8	1.3	1.3	1.0	0.8	1.5	4.5	5.5
Avg. Stride Freq. [Hz]	2.0	2.2	2.2	2.1	2.1	2.1	2.2	2.1
Avg. Stride Length [m]	5.9	8.3	8.2	8.2	8.0	7.7	7.5	7.7



- [] Ranking at each section and finish
- .-.- No data available at this section
- NA No data available



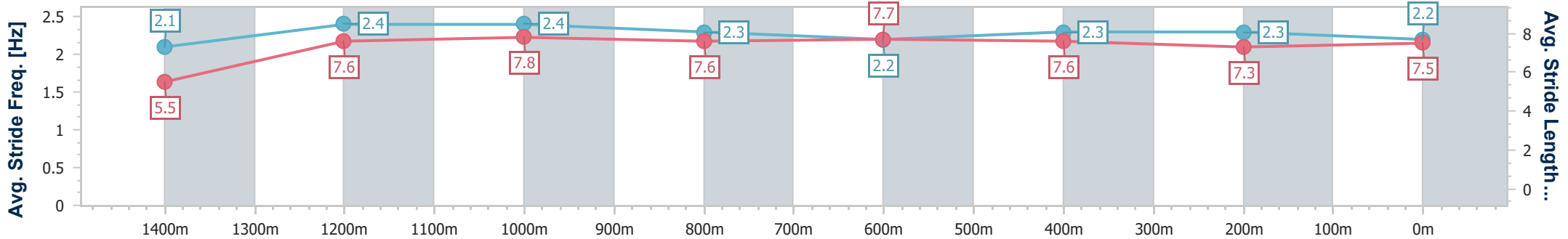
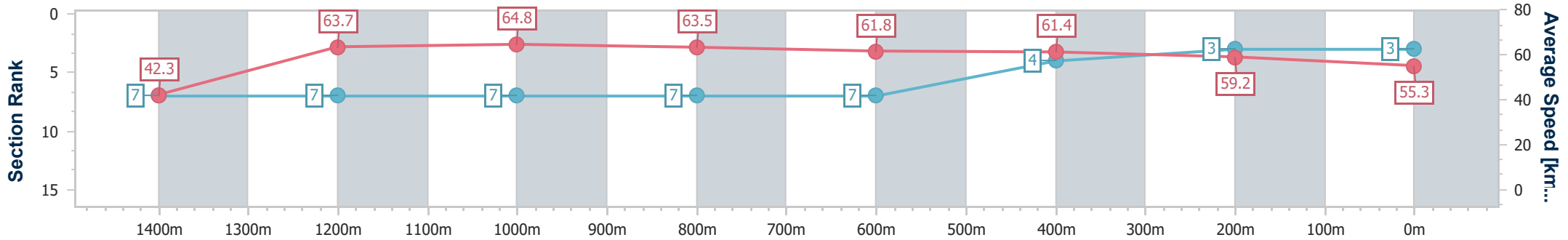
Horse/Jockey Name	Modern Legend
Final Rank	3
Fastest Section Time (Section)	0:08.49 (Overall)
Top Speed [km/h] (Section)	66.2 (1200m)
Race State	Finished



Ladbrokes Cannon Park QLD Professional
 Race 8: MY VILLAGE BAKEHOUSE RATINGS BAND 0 - 55
 Handicap - 1500m
 07 December 2023 - 16:52
 Track Rating: Soft 5, Weather: Overcast, Rail Position: 1.5m 1000m-350m



Section	Overall	1400m	1200m	1000m	800m	600m	400m	200m
Section Times	1:30.21 [3] (0:08.49)	1:21.72 [7] (0:10.73)	1:10.99 [7] (0:10.83)	1:00.16 [7] (0:11.24)	0:48.92 [7] (0:11.68)	0:37.24 [7] (0:11.92)	0:25.32 [4] (0:12.36)	0:12.96 [3] (0:12.96)
Average Speed [km/h]	42.3	63.7	64.8	63.5	61.8	61.4	59.2	55.3
Top Speed [km/h]	63.0	65.9	66.2	65.0	62.5	62.7	60.5	60.5
Avg. Dist. to Rail [m]	1.3	1.3	1.3	1.3	2.3	2.9	6.6	7.8
Avg. Stride Freq. [Hz]	2.1	2.4	2.4	2.3	2.2	2.3	2.3	2.2
Avg. Stride Length [m]	5.5	7.6	7.8	7.6	7.7	7.6	7.3	7.5



- [] Ranking at each section and finish
- .-.- No data available at this section
- NA No data available



Horse/Jockey Name	Mission House
Final Rank	4
Fastest Section Time (Section)	0:08.27 (Overall)
Top Speed [km/h] (Section)	66.6 (1400m)
Race State	Finished



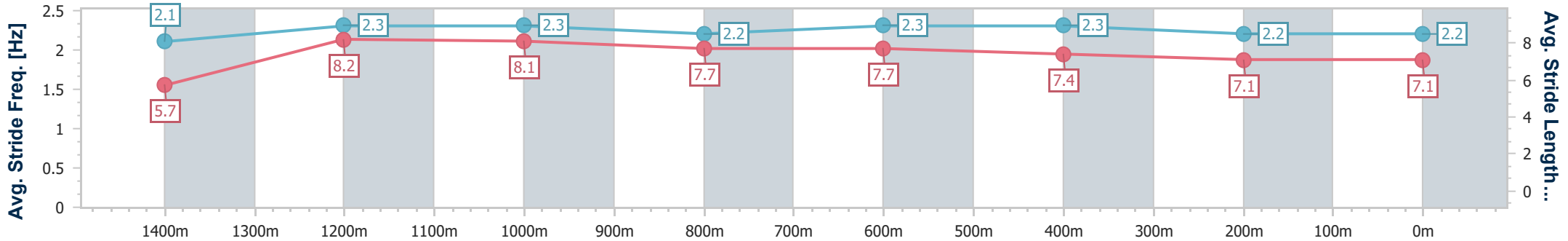
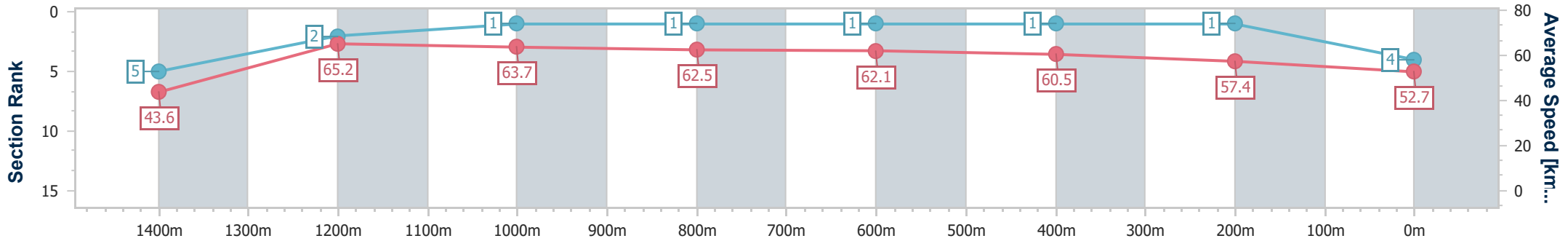
Ladbrokes Cannon Park QLD Professional
Race 8: MY VILLAGE BAKEHOUSE RATINGS BAND 0 - 55
Handicap - 1500m

07 December 2023 - 16:52

Track Rating: Soft 5, Weather: Overcast, Rail Position: 1.5m 1000m-350m



Section	Overall	1400m	1200m	1000m	800m	600m	400m	200m						
Section Times	1:30.39 [4] (0:08.27)	1:22.12 [5] (0:10.34)	1:11.78 [2] (0:10.68)	1:01.10 [1] (0:11.35)	0:49.75 [1] (0:11.63)	0:38.12 [1] (0:11.97)	0:26.15 [1] (0:12.55)	0:13.60 [1] (0:13.60)						
Average Speed [km/h]	43.6	65.2	63.7	62.5	62.1	60.5	57.4	52.7						
Top Speed [km/h]	64.8	66.6	65.9	64.3	62.4	62.2	59.0	58.3						
Avg. Dist. to Rail [m]	1.3	2.2	1.5	1.7	0.6	0.8	1.7	3.2						
Avg. Stride Freq. [Hz]	2.1	2.3	2.3	2.2	2.3	2.3	2.2	2.2						
Avg. Stride Length [m]	5.7	8.2	8.1	7.7	7.7	7.4	7.1	7.1						



- [] Ranking at each section and finish
- .-.- No data available at this section
- NA No data available



Horse/Jockey Name	Lady Of Fortune
Final Rank	5
Fastest Section Time (Section)	0:08.62 (Overall)
Top Speed [km/h] (Section)	65.9 (1200m)
Race State	Finished



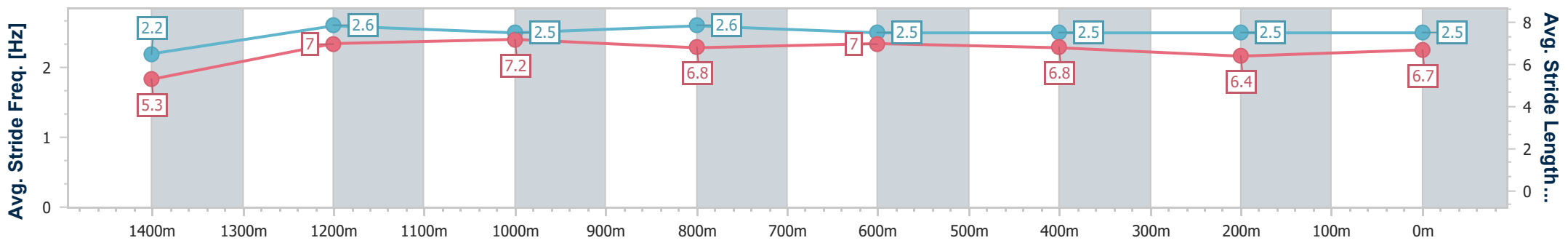
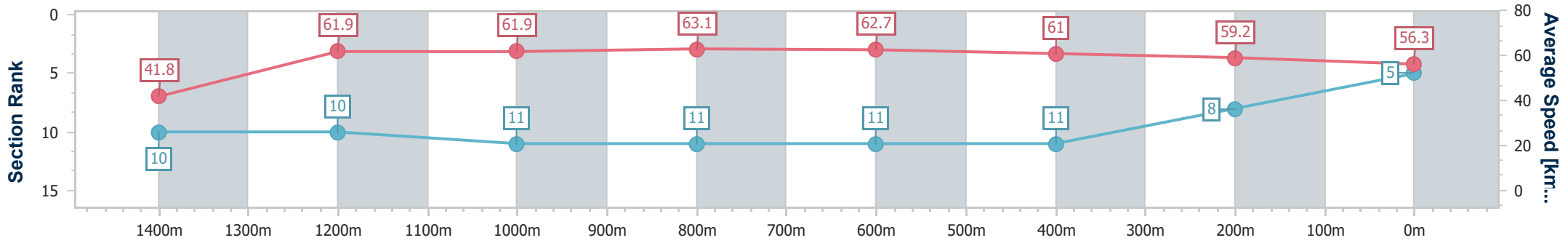
Ladbrokes Cannon Park QLD Professional
Race 8: MY VILLAGE BAKEHOUSE RATINGS BAND 0 - 55
Handicap - 1500m



07 December 2023 - 16:52

Track Rating: Soft 5, Weather: Overcast, Rail Position: 1.5m 1000m-350m

Section	Overall	1400m	1200m	1000m	800m	600m	400m	200m						
Section Times	1:30.45 [5] (0:08.62)	1:21.83 [10] (0:10.99)	1:10.84 [10] (0:10.98)	0:59.86 [11] (0:11.39)	0:48.47 [11] (0:11.44)	0:37.03 [11] (0:12.03)	0:25.00 [11] (0:12.23)	0:12.77 [8] (0:12.77)						
Average Speed [km/h]	41.8	61.9	61.9	63.1	62.7	61.0	59.2	56.3						
Top Speed [km/h]	61.1	65.5	65.9	65.5	63.6	63.5	61.4	60.8						
Avg. Dist. to Rail [m]	7.1	1.4	0.8	1.5	2.8	2.7	4.3	7.6						
Avg. Stride Freq. [Hz]	2.2	2.6	2.5	2.6	2.5	2.5	2.5	2.5						
Avg. Stride Length [m]	5.3	7.0	7.2	6.8	7.0	6.8	6.4	6.7						



- [] Ranking at each section and finish
- .-.-.- No data available at this section
- NA No data available



Horse/Jockey Name	Green Essence
Final Rank	6
Fastest Section Time (Section)	0:08.54 (Overall)
Top Speed [km/h] (Section)	65.9 (1400m)
Race State	Finished



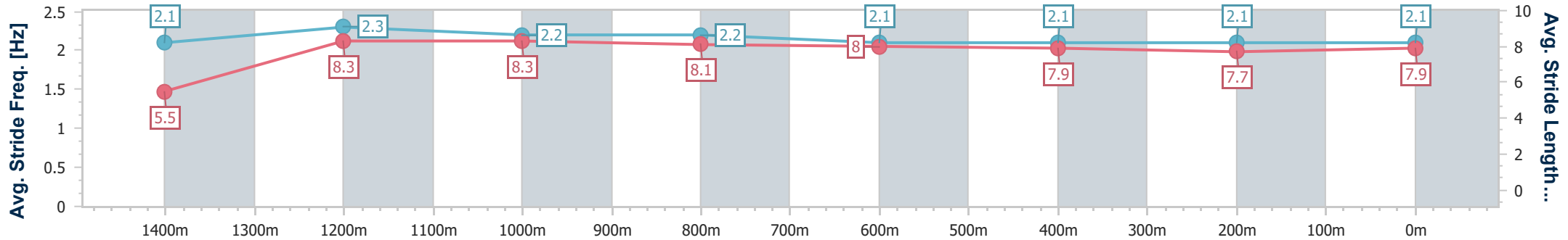
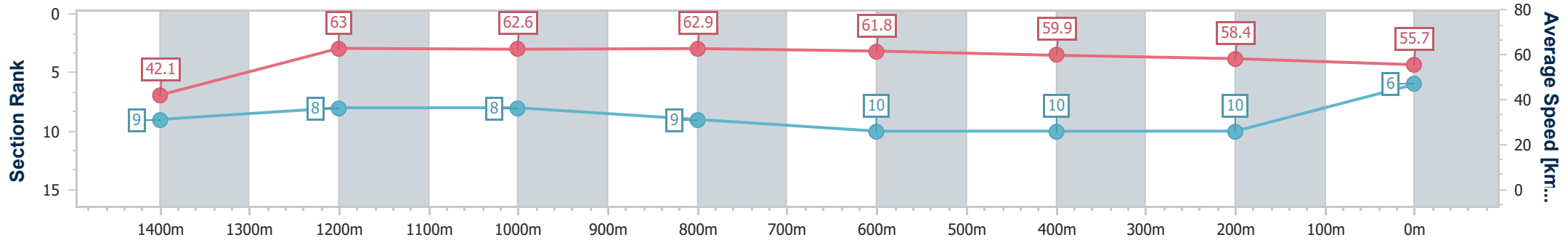
Ladbrokes Cannon Park QLD Professional
Race 8: MY VILLAGE BAKEHOUSE RATINGS BAND 0 - 55
Handicap - 1500m

07 December 2023 - 16:52

Track Rating: Soft 5, Weather: Overcast, Rail Position: 1.5m 1000m-350m



Section	Overall	1400m	1200m	1000m	800m	600m	400m	200m					
Section Times	1:30.62 [6] (0:08.54)	1:22.08 [9] (0:10.81)	1:11.27 [8] (0:10.84)	1:00.43 [8] (0:11.44)	0:48.99 [9] (0:11.61)	0:37.38 [10] (0:12.16)	0:25.22 [10] (0:12.36)	0:12.86 [10]					
Average Speed [km/h]	42.1	63.0	62.6	62.9	61.8	59.9	58.4	55.7					
Top Speed [km/h]	62.7	65.9	65.5	64.3	63.4	61.9	59.4	58.7					
Avg. Dist. to Rail [m]	2.2	0.8	0.7	1.2	2.6	1.7	2.9	5.1					
Avg. Stride Freq. [Hz]	2.1	2.3	2.2	2.2	2.1	2.1	2.1	2.1					
Avg. Stride Length [m]	5.5	8.3	8.3	8.1	8.0	7.9	7.7	7.9					



- [] Ranking at each section and finish
- .-.- No data available at this section
- NA No data available



Horse/Jockey Name	Sizzling Sun
Final Rank	7
Fastest Section Time (Section)	0:08.10 (Overall)
Top Speed [km/h] (Section)	67.3 (1400m)
Race State	Finished



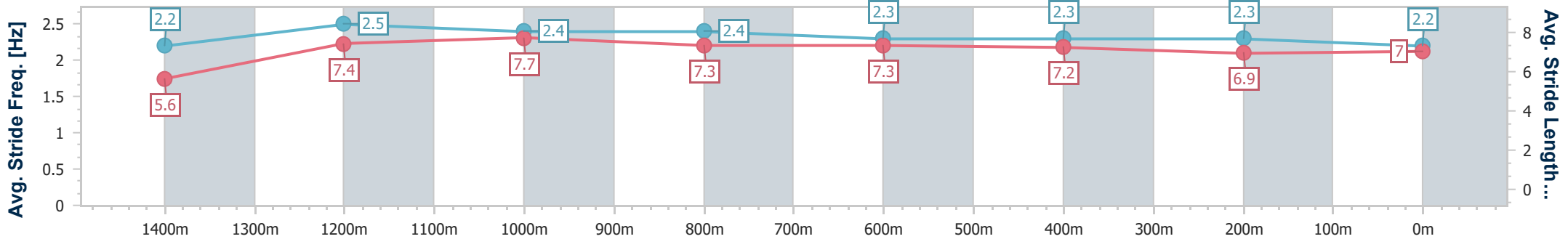
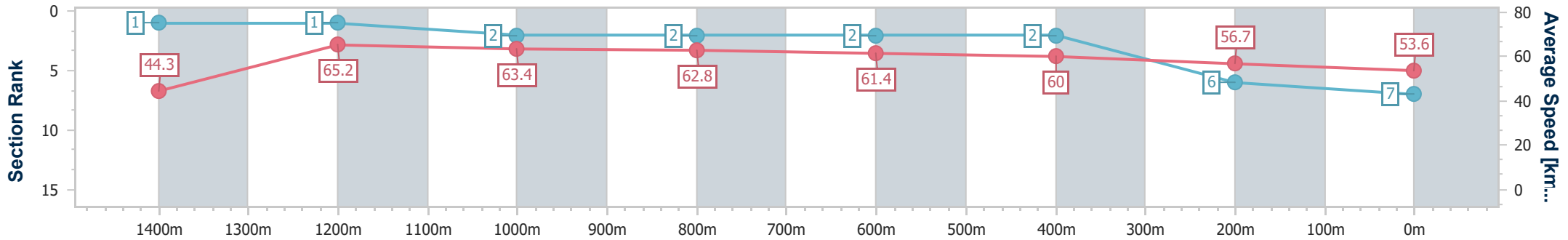
Ladbrokes Cannon Park QLD Professional
Race 8: MY VILLAGE BAKEHOUSE RATINGS BAND 0 - 55
Handicap - 1500m



07 December 2023 - 16:52

Track Rating: Soft 5, Weather: Overcast, Rail Position: 1.5m 1000m-350m

Section	Overall	1400m	1200m	1000m	800m	600m	400m	200m						
Section Times	1:30.85 [7] (0:08.10)	1:22.75 [1] (0:10.46)	1:12.29 [1] (0:10.77)	1:01.52 [2] (0:11.43)	0:50.09 [2] (0:11.75)	0:38.34 [2] (0:12.12)	0:26.22 [2] (0:12.77)	0:13.45 [6] (0:13.45)						
Average Speed [km/h]	44.3	65.2	63.4	62.8	61.4	60.0	56.7	53.6						
Top Speed [km/h]	64.8	67.3	65.5	64.6	61.8	61.2	58.7	58.3						
Avg. Dist. to Rail [m]	3.7	0.9	0.4	0.8	1.4	1.6	2.9	2.4						
Avg. Stride Freq. [Hz]	2.2	2.5	2.4	2.4	2.3	2.3	2.3	2.2						
Avg. Stride Length [m]	5.6	7.4	7.7	7.3	7.3	7.2	6.9	7.0						



- [] Ranking at each section and finish
- .-.- No data available at this section
- NA No data available



Horse/Jockey Name	Wong Way
Final Rank	8
Fastest Section Time (Section)	0:08.13 (Overall)
Top Speed [km/h] (Section)	65.9 (1400m)
Race State	Finished



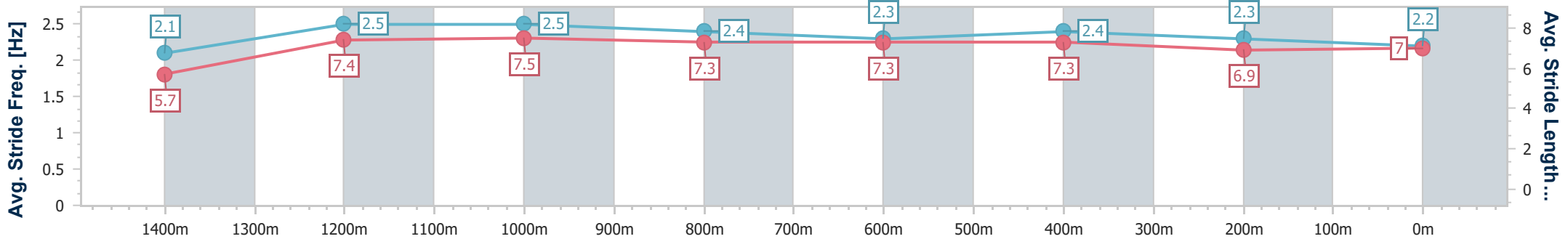
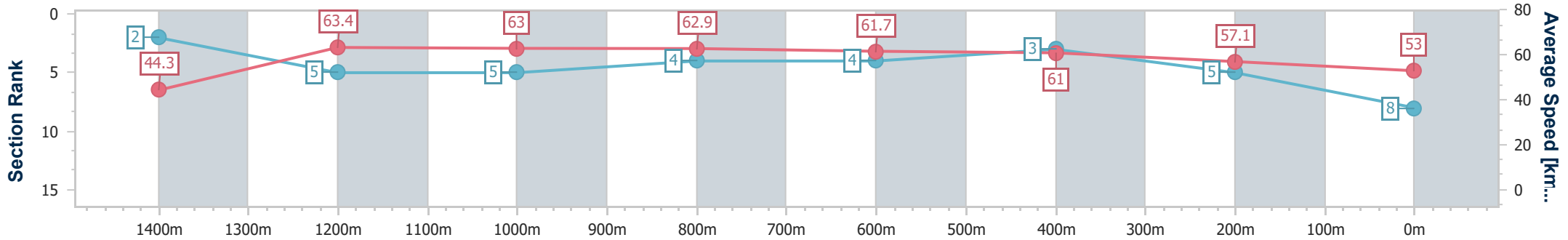
Ladbrokes Cannon Park QLD Professional
Race 8: MY VILLAGE BAKEHOUSE RATINGS BAND 0 - 55
Handicap - 1500m



07 December 2023 - 16:52

Track Rating: Soft 5, Weather: Overcast, Rail Position: 1.5m 1000m-350m

Section	Overall	1400m	1200m	1000m	800m	600m	400m	200m
Section Times	1:30.91 [8] (0:08.13)	1:22.78 [2] (0:10.74)	1:12.04 [5] (0:10.86)	1:01.18 [5] (0:11.37)	0:49.81 [4] (0:11.65)	0:38.16 [4] (0:11.90)	0:26.26 [3] (0:12.70)	0:13.56 [5] (0:13.56)
Average Speed [km/h]	44.3	63.4	63.0	62.9	61.7	61.0	57.1	53.0
Top Speed [km/h]	63.9	65.9	65.5	65.2	62.6	63.1	58.9	56.5
Avg. Dist. to Rail [m]	4.4	1.0	1.9	0.8	1.3	1.5	3.2	3.8
Avg. Stride Freq. [Hz]	2.1	2.5	2.5	2.4	2.3	2.4	2.3	2.2
Avg. Stride Length [m]	5.7	7.4	7.5	7.3	7.3	7.3	6.9	7.0



- [] Ranking at each section and finish
- .-.- No data available at this section
- NA No data available



Horse/Jockey Name	Rothgurl
Final Rank	9
Fastest Section Time (Section)	0:08.16 (Overall)
Top Speed [km/h] (Section)	65.2 (1400m)
Race State	Finished



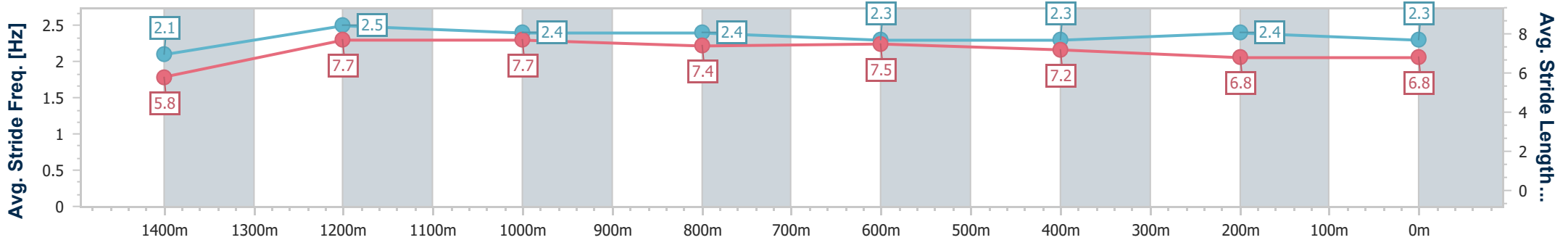
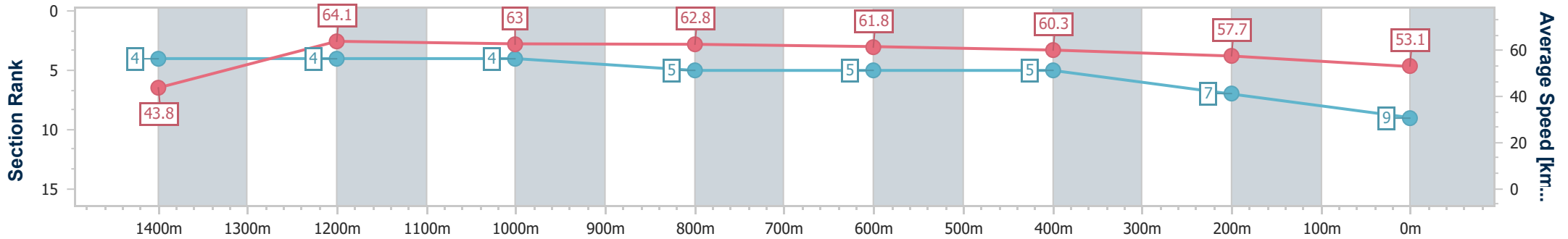
Ladbrokes Cannon Park QLD Professional
Race 8: MY VILLAGE BAKEHOUSE RATINGS BAND 0 - 55
Handicap - 1500m



07 December 2023 - 16:52

Track Rating: Soft 5, Weather: Overcast, Rail Position: 1.5m 1000m-350m

Section	Overall	1400m	1200m	1000m	800m	600m	400m	200m					
Section Times	1:31.05 [9] (0:08.16)	1:22.89 [4] (0:10.65)	1:12.24 [4] (0:10.85)	1:01.39 [4] (0:11.48)	0:49.91 [5] (0:11.66)	0:38.25 [5] (0:12.10)	0:26.15 [5] (0:12.61)	0:13.54 [7] (0:13.54)					
Average Speed [km/h]	43.8	64.1	63.0	62.8	61.8	60.3	57.7	53.1					
Top Speed [km/h]	64.9	65.2	65.2	64.6	62.8	61.6	59.5	58.3					
Avg. Dist. to Rail [m]	2.5	1.0	0.6	0.8	2.3	2.0	5.3	7.3					
Avg. Stride Freq. [Hz]	2.1	2.5	2.4	2.4	2.3	2.3	2.4	2.3					
Avg. Stride Length [m]	5.8	7.7	7.7	7.4	7.5	7.2	6.8	6.8					



- [] Ranking at each section and finish
- .-.- No data available at this section
- NA No data available



Horse/Jockey Name	Night Guy
Final Rank	10
Fastest Section Time (Section)	0:08.52 (Overall)
Top Speed [km/h] (Section)	64.9 (1000m)
Race State	Finished



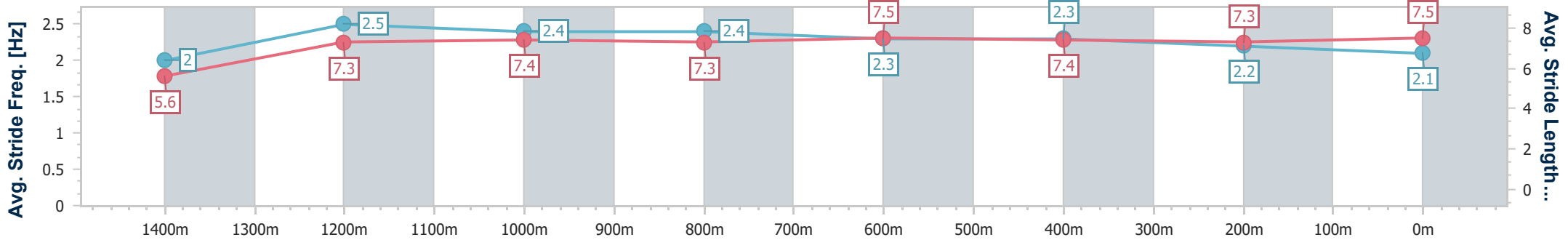
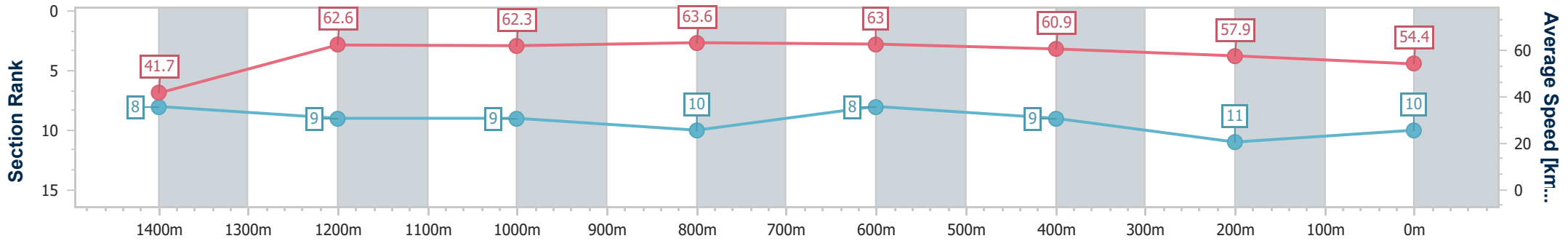
Ladbrokes Cannon Park QLD Professional
Race 8: MY VILLAGE BAKEHOUSE RATINGS BAND 0 - 55
Handicap - 1500m



07 December 2023 - 16:52

Track Rating: Soft 5, Weather: Overcast, Rail Position: 1.5m 1000m-350m

Section	Overall	1400m	1200m	1000m	800m	600m	400m	200m					
Section Times	1:31.10 [10] (0:08.52)	1:22.58 [8] (0:10.92)	1:11.66 [9] (0:10.95)	1:00.71 [9] (0:11.31)	0:49.40 [10] (0:11.42)	0:37.98 [8] (0:12.14)	0:25.84 [9] (0:12.62)	0:13.22 [11] (0:13.22)					
Average Speed [km/h]	41.7	62.6	62.3	63.6	63.0	60.9	57.9	54.4					
Top Speed [km/h]	63.7	64.4	64.8	64.9	63.9	63.9	58.9	59.8					
Avg. Dist. to Rail [m]	5.4	1.4	0.5	0.7	3.1	4.0	5.8	8.1					
Avg. Stride Freq. [Hz]	2.0	2.5	2.4	2.4	2.3	2.3	2.2	2.1					
Avg. Stride Length [m]	5.6	7.3	7.4	7.3	7.5	7.4	7.3	7.5					



- [] Ranking at each section and finish
- .-.- No data available at this section
- NA No data available



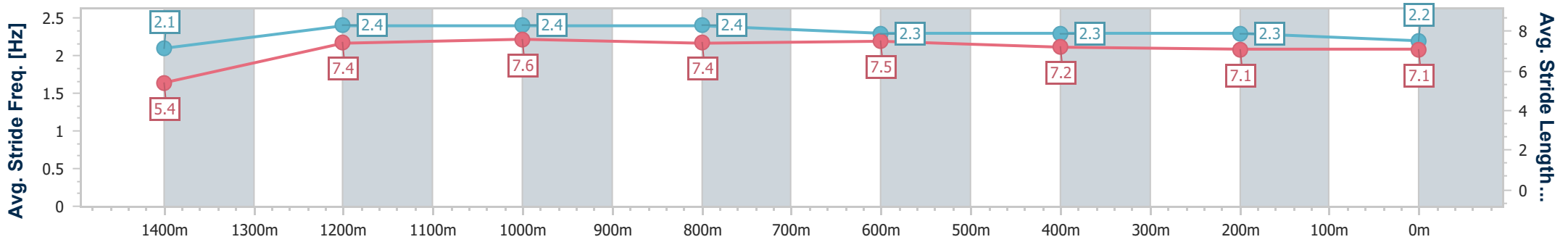
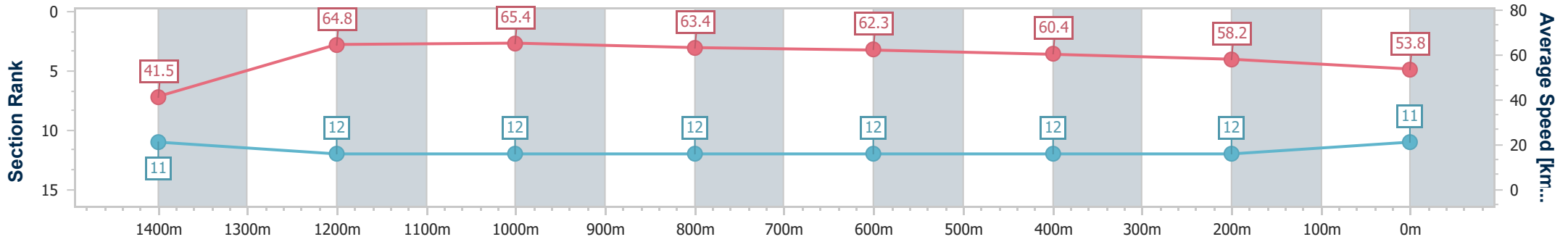
Horse/Jockey Name	Pluckercarn
Final Rank	11
Fastest Section Time (Section)	0:08.72 (Overall)
Top Speed [km/h] (Section)	66.6 (1400m)
Race State	Finished



Ladbrokes Cannon Park QLD Professional
 Race 8: MY VILLAGE BAKEHOUSE RATINGS BAND 0 - 55
 Handicap - 1500m
 07 December 2023 - 16:52
 Track Rating: Soft 5, Weather: Overcast, Rail Position: 1.5m 1000m-350m



Section	Overall	1400m	1200m	1000m	800m	600m	400m	200m						
Section Times	1:31.41 [11] (0:08.72)	1:22.69 [11] (0:11.09)	1:11.60 [12] (0:10.99)	1:00.61 [12] (0:11.28)	0:49.33 [12] (0:11.54)	0:37.79 [12] (0:12.00)	0:25.79 [12] (0:12.45)	0:13.34 [12] (0:13.34)						
Average Speed [km/h]	41.5	64.8	65.4	63.4	62.3	60.4	58.2	53.8						
Top Speed [km/h]	60.0	66.6	66.5	64.6	63.1	61.5	58.8	59.0						
Avg. Dist. to Rail [m]	0.7	1.4	1.1	0.8	1.2	1.1	2.6	2.9						
Avg. Stride Freq. [Hz]	2.1	2.4	2.4	2.4	2.3	2.3	2.3	2.2						
Avg. Stride Length [m]	5.4	7.4	7.6	7.4	7.5	7.2	7.1	7.1						



- [] Ranking at each section and finish
- .-.- No data available at this section
- NA No data available



Horse/Jockey Name	Cogent
Final Rank	12
Fastest Section Time (Section)	0:08.14 (Overall)
Top Speed [km/h] (Section)	65.5 (1400m)
Race State	Finished



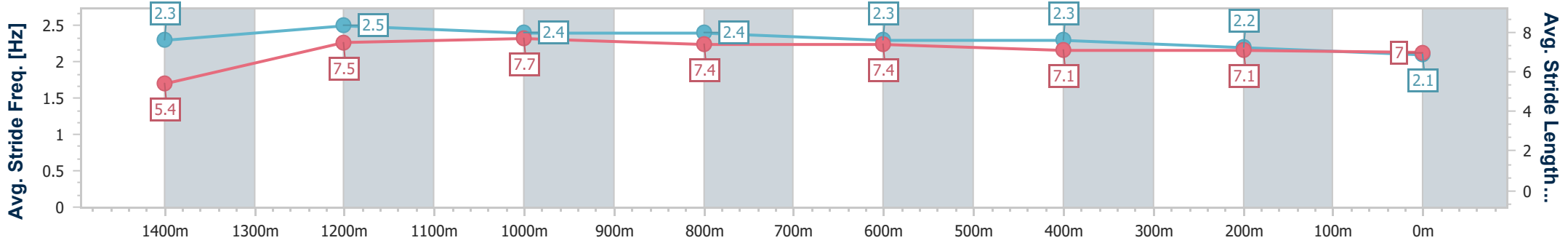
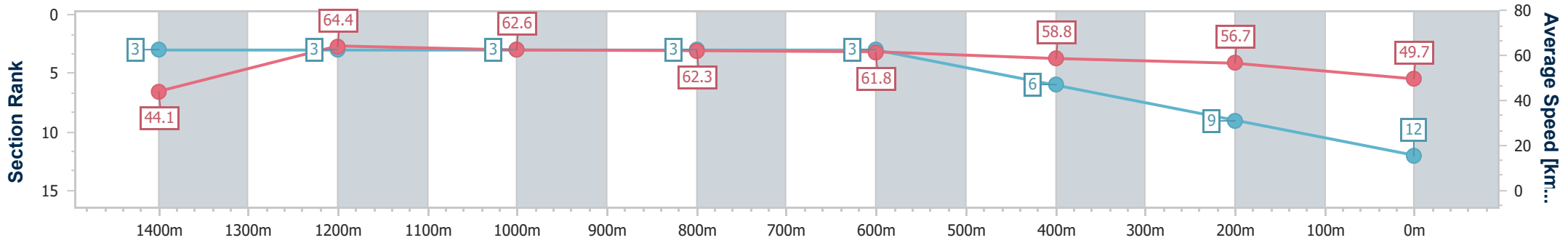
Ladbrokes Cannon Park QLD Professional
 Race 8: MY VILLAGE BAKEHOUSE RATINGS BAND 0 - 55
 Handicap - 1500m



07 December 2023 - 16:52

Track Rating: Soft 5, Weather: Overcast, Rail Position: 1.5m 1000m-350m

Section	Overall	1400m	1200m	1000m	800m	600m	400m	200m					
Section Times	1:32.23 [12] (0:08.14)	1:24.09 [3] (0:10.64)	1:13.45 [3] (0:10.80)	1:02.65 [3] (0:11.43)	0:51.22 [3] (0:11.69)	0:39.53 [3] (0:12.25)	0:27.28 [6] (0:12.76)	0:14.52 [9]					
Average Speed [km/h]	44.1	64.4	62.6	62.3	61.8	58.8	56.7	49.7					
Top Speed [km/h]	64.4	65.5	65.5	64.5	62.7	61.5	58.3	55.8					
Avg. Dist. to Rail [m]	2.5	1.1	1.5	1.3	0.3	0.7	2.7	4.0					
Avg. Stride Freq. [Hz]	2.3	2.5	2.4	2.4	2.3	2.3	2.2	2.1					
Avg. Stride Length [m]	5.4	7.5	7.7	7.4	7.4	7.1	7.1	7.0					



- [] Ranking at each section and finish
- .-.- No data available at this section
- NA No data available