

Ipswich QLD Professional

Race 4: SEVEN RATINGS BAND 0 - 62 Handicap - 1666m

06 December 2023 - 15:58

Track Rating: Good 4, Weather: Fine, Rail Position: True

Section		Field Times												
Overall	1400m	1200m	1000m	800m	600m	400m	Last 600m							
1:42.11 (0:18.60)	1:23.51 (0:12.14)	1:11.37 (0:12.19)	0:59.18 (0:12.26)	0:46.92 (0:11.83)	0:35.09 (0:11.58)	0:23.51 (0:11.75)	0:35.09							
Rank	TAB	Horse/Jockey	Barrier	Top Speed [km/h]	Fastest Section								Distance Travelled [m]	
1	7	DAINTREE DIVA Jaden Lloyd	1	63.7 400m	0:11.47 400m	1:42.11 [1] (0:18.91)	1:23.20 [3] (0:12.13)	1:11.07 [3] (0:12.14)	0:58.93 [3] (0:12.30)	0:46.63 [3] (0:11.79)	0:34.84 [3] (0:11.63)	0:23.21 [2] (0:11.47)	0:34.84	
2	1	JERONIMOS James Orman	2	65.1 200m	0:11.40 200m	1:42.15 [2] (0:19.33)	1:22.82 [6] (0:12.19)	1:10.63 [5] (0:12.19)	0:58.44 [5] (0:12.23)	0:46.21 [5] (0:11.82)	0:34.39 [6] (0:11.53)	0:22.86 [6] (0:11.46)	0:34.39	+2
3	6	CHAYSE 'N' ADAM Sean Cormack	7	63.9 400m	0:11.55 400m	1:42.36 [3] (0:18.95)	1:23.41 [4] (0:12.18)	1:11.23 [4] (0:12.24)	0:58.99 [4] (0:12.21)	0:46.78 [4] (0:11.78)	0:35.00 [4] (0:11.65)	0:23.35 [4] (0:11.55)	0:35.00	+6
4	5	SKATER Damien Thornton	3	62.6 600m	0:11.58 600m	1:42.41 [4] (0:18.60)	1:23.81 [1] (0:12.14)	1:11.67 [1] (0:12.19)	0:59.48 [1] (0:12.26)	0:47.22 [1] (0:11.83)	0:35.39 [1] (0:11.58)	0:23.81 [1] (0:11.75)	0:35.39	+0
5	8	IDLING BY Mark Du Plessis	5	64.0 800m	0:11.49 400m	1:42.48 [5] (0:19.59)	1:22.89 [7] (0:12.18)	1:10.71 [7] (0:12.17)	0:58.54 [7] (0:12.21)	0:46.33 [7] (0:11.53)	0:34.80 [5] (0:11.55)	0:23.25 [5] (0:11.49)	0:34.80	+5
6	2	MOTELL Robbie Dolan	6	65.5 600m	0:11.37 400m	1:42.49 [6] (0:19.86)	1:22.63 [9] (0:12.32)	1:10.31 [9] (0:12.16)	0:58.15 [10] (0:12.00)	0:46.15 [9] (0:11.68)	0:34.47 [9] (0:11.42)	0:23.05 [8] (0:11.37)	0:34.47	+0
7	4	DEELOSH Michael Rodd	9	64.5 800m	0:11.42 400m	1:42.86 [7] (0:19.62)	1:23.24 [8] (0:12.26)	1:10.98 [8] (0:12.12)	0:58.86 [8] (0:12.22)	0:46.64 [8] (0:11.68)	0:34.96 [7] (0:11.53)	0:23.43 [7] (0:11.42)	0:34.96	+5
8	10	IMPENDING ROSE Ben Thompson	11	64.8 600m	0:11.45 600m	1:43.57 [8] (0:19.88)	1:23.69 [10] (0:12.63)	1:11.06 [10] (0:11.91)	0:59.15 [9] (0:12.09)	0:47.16 [10] (0:11.64)	0:35.42 [10] (0:11.45)	0:23.97 [9] (0:11.62)	0:35.42	+1
9	9	MAXIE TAP Trudy Thornton	10	62.7 Overall	0:11.78 600m	1:43.60 [9] (0:18.70)	1:24.90 [2] (0:12.10)	1:12.80 [2] (0:12.32)	1:00.48 [2] (0:12.20)	0:48.28 [2] (0:11.82)	0:36.46 [2] (0:11.78)	0:24.68 [3] (0:11.99)	0:36.46	+6
10	11	LITTLE JERRY Olivia Kendal	4	62.1 600m	0:11.86 600m	1:44.21 [10] (0:19.31)	1:24.90 [5] (0:12.30)	1:12.60 [6] (0:12.18)	1:00.42 [6] (0:12.22)	0:48.20 [6] (0:11.92)	0:36.28 [8] (0:11.86)	0:24.42 [10] (0:12.12)	0:36.28	+7

Scratched: Lesmurdie (#3)

Track Rating: Good 4, Weather: Fine, Rail Position: True

Section							200m			Last 600m
Field Times							0:11.76			0:35.09
Rank	TAB	Horse/Jockey	Barrier	Top Speed [km/h]	Fastest Section	Margin			Distance Travelled [m]	
1	7	DAINTREE DIVA Jaden Lloyd	1	63.7 400m	0:11.47 400m	0:11.74 [2] (0:11.74)	1:42.11		0:34.84	
2	1	JERONIMOS James Orman	2	65.1 200m	0:11.40 200m	0:11.40 [5] (0:11.40)	0.2L		0:34.39 +2	
3	6	CHAYSE 'N' ADAM Sean Cormack	7	63.9 400m	0:11.55 400m	0:11.80 [3] (0:11.80)	1.2L		0:35.00 +6	
4	5	SKATER Damien Thornton	3	62.6 600m	0:11.58 600m	0:12.06 [1] (0:12.06)	1.4L		0:35.39 +0	
5	8	IDLING BY Mark Du Plessis	5	64.0 800m	0:11.49 400m	0:11.76 [4] (0:11.76)	1.7L		0:34.80 +5	
6	2	MOTELL Robbie Dolan	6	65.5 600m	0:11.37 400m	0:11.68 [6] (0:11.68)	1.8L		0:34.47 +0	
7	4	DEELOSH Michael Rodd	9	64.5 800m	0:11.42 400m	0:12.01 [7] (0:12.01)	3.8L		0:34.96 +5	
8	10	IMPENDING ROSE Ben Thompson	11	64.8 600m	0:11.45 600m	0:12.35 [9] (0:12.35)	7.8L		0:35.42 +1	
9	9	MAXIE TAP Trudy Thornton	10	62.7 Overall	0:11.78 600m	0:12.69 [8] (0:12.69)	8L		0:36.46 +6	
10	11	LITTLE JERRY Olivia Kendal	4	62.1 600m	0:11.86 600m	0:12.30 [10] (0:12.30)	11.5L		0:36.28 +7	

Scratched: Lesmurdie (#3)



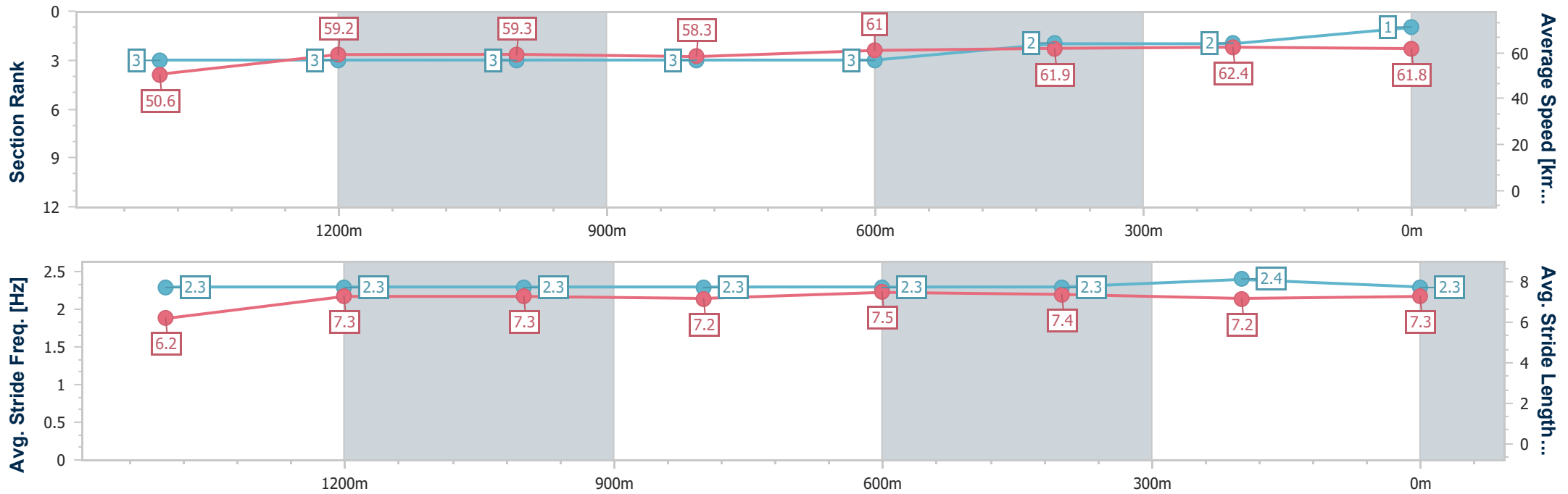
Horse/Jockey Name	Daintree Diva
Final Rank	1
Fastest Section Time (Section)	0:11.47 (400m)
Top Speed [km/h] (Section)	63.7 (400m)
Race State	Finished



Ipswich QLD Professional
 Race 4: SEVEN RATINGS BAND 0 - 62 Handicap - 1666m
 06 December 2023 - 15:58
 Track Rating: Good 4, Weather: Fine, Rail Position: True



Section	Overall	1400m	1200m	1000m	800m	600m	400m	200m
Section Times	1:42.11 [1] (0:18.91)	1:23.20 [3] (0:12.13)	1:11.07 [3] (0:12.14)	0:58.93 [3] (0:12.30)	0:46.63 [3] (0:11.79)	0:34.84 [3] (0:11.63)	0:23.21 [2] (0:11.47)	0:11.74 [2] (0:11.74)
Average Speed [km/h]	50.6	59.2	59.3	58.3	61.0	61.9	62.4	61.8
Top Speed [km/h]	58.8	59.8	59.7	59.3	62.1	63.0	63.7	63.1
Avg. Dist. to Rail [m]	2.2	1.2	0.4	0.2	0.1	0.5	0.7	2.7
Avg. Stride Freq. [Hz]	2.3	2.3	2.3	2.3	2.3	2.3	2.4	2.3
Avg. Stride Length [m]	6.2	7.3	7.3	7.2	7.5	7.4	7.2	7.3



- [] Ranking at each section and finish
- .-.- No data available at this section
- NA No data available



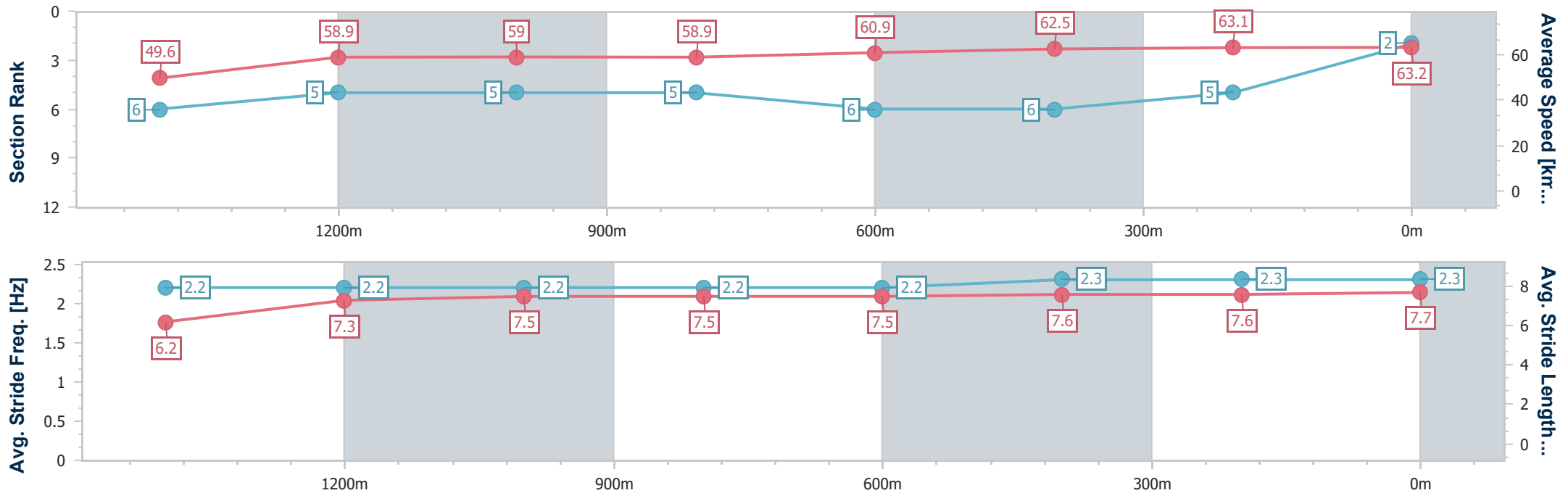
Horse/Jockey Name	Jeronimos
Final Rank	2
Fastest Section Time (Section)	0:11.40 (200m)
Top Speed [km/h] (Section)	65.1 (200m)
Race State	Finished



Ipswich QLD Professional
 Race 4: SEVEN RATINGS BAND 0 - 62 Handicap - 1666m
 06 December 2023 - 15:58
 Track Rating: Good 4, Weather: Fine, Rail Position: True



Section	Overall	1400m	1200m	1000m	800m	600m	400m	200m
Section Times	1:42.15 [2] (0:19.33)	1:22.82 [6] (0:12.19)	1:10.63 [5] (0:12.19)	0:58.44 [5] (0:12.23)	0:46.21 [5] (0:11.82)	0:34.39 [6] (0:11.53)	0:22.86 [6] (0:11.46)	0:11.40 [5]
Average Speed [km/h]	49.6	58.9	59.0	58.9	60.9	62.5	63.1	63.2
Top Speed [km/h]	58.7	59.9	59.6	59.5	62.0	63.9	64.1	65.1
Avg. Dist. to Rail [m]	2.4	0.2	0.2	0.2	0.2	0.4	1.0	4.8
Avg. Stride Freq. [Hz]	2.2	2.2	2.2	2.2	2.2	2.3	2.3	2.3
Avg. Stride Length [m]	6.2	7.3	7.5	7.5	7.5	7.6	7.6	7.7



- [] Ranking at each section and finish
- .-.-.- No data available at this section
- NA No data available



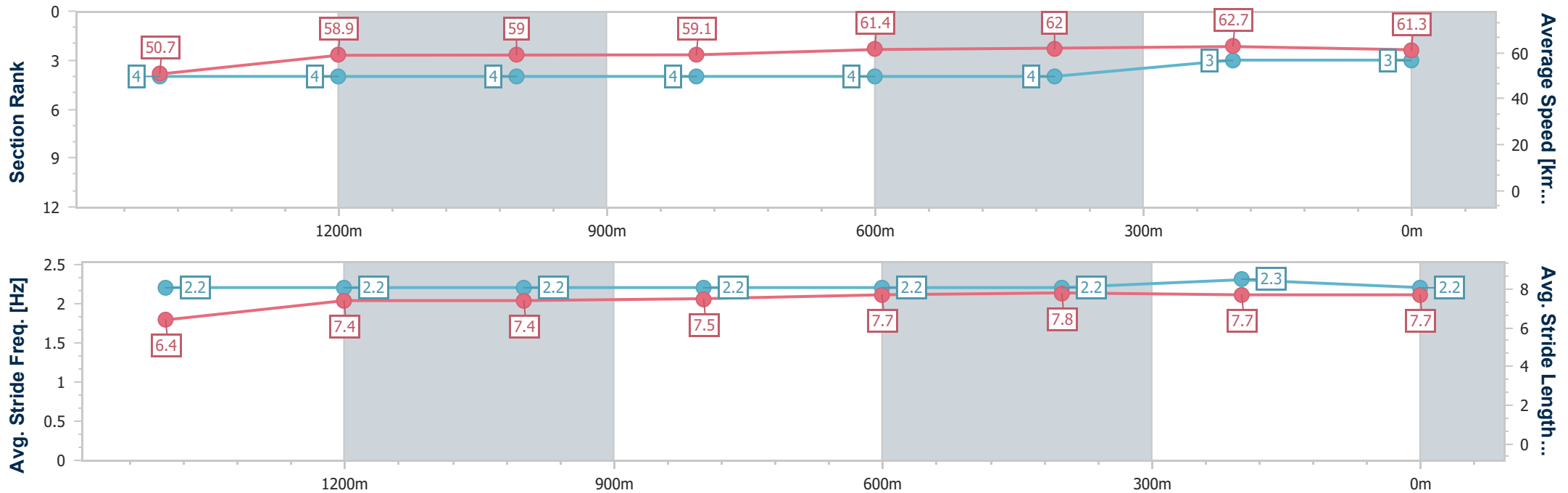
Horse/Jockey Name	Chayse 'N' Adam
Final Rank	3
Fastest Section Time (Section)	0:11.55 (400m)
Top Speed [km/h] (Section)	63.9 (400m)
Race State	Finished



Ipswich QLD Professional
 Race 4: SEVEN RATINGS BAND 0 - 62 Handicap - 1666m
 06 December 2023 - 15:58
 Track Rating: Good 4, Weather: Fine, Rail Position: True



Section	Overall	1400m	1200m	1000m	800m	600m	400m	200m
Section Times	1:42.36 [3] (0:18.95)	1:23.41 [4] (0:12.18)	1:11.23 [4] (0:12.24)	0:58.99 [4] (0:12.21)	0:46.78 [4] (0:11.78)	0:35.00 [4] (0:11.65)	0:23.35 [4] (0:11.55)	0:11.80 [3] (0:11.80)
Average Speed [km/h]	50.7	58.9	59.0	59.1	61.4	62.0	62.7	61.3
Top Speed [km/h]	58.9	59.6	59.7	60.1	62.4	62.7	63.9	62.0
Avg. Dist. to Rail [m]	4.9	0.3	0.8	1.2	0.7	1.1	1.9	5.6
Avg. Stride Freq. [Hz]	2.2	2.2	2.2	2.2	2.2	2.2	2.3	2.2
Avg. Stride Length [m]	6.4	7.4	7.4	7.5	7.7	7.8	7.7	7.7



- [] Ranking at each section and finish
- .-.- No data available at this section
- NA No data available



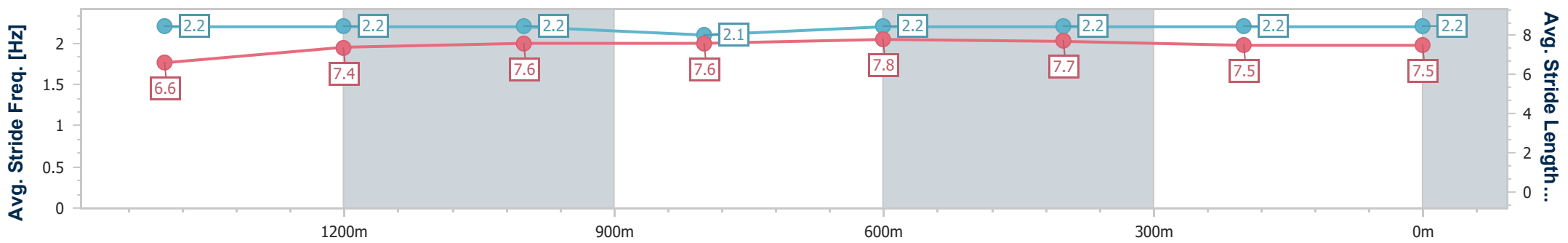
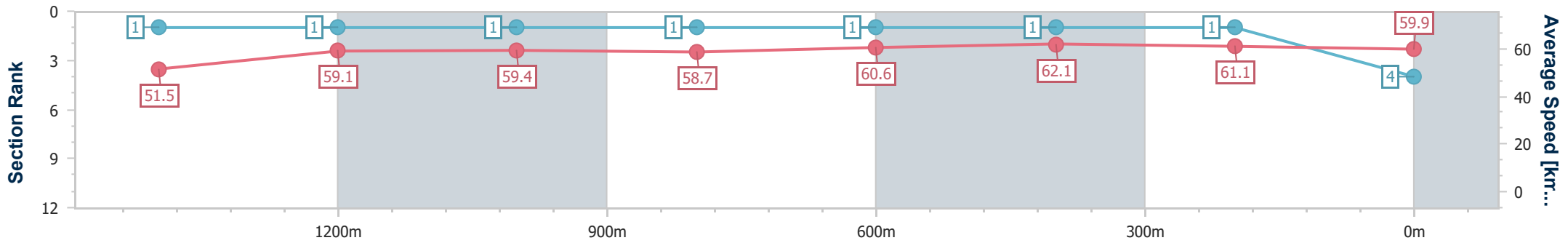
Horse/Jockey Name	Skater
Final Rank	4
Fastest Section Time (Section)	0:11.58 (600m)
Top Speed [km/h] (Section)	62.6 (600m)
Race State	Finished



Ipswich QLD Professional
 Race 4: SEVEN RATINGS BAND 0 - 62 Handicap - 1666m
 06 December 2023 - 15:58
 Track Rating: Good 4, Weather: Fine, Rail Position: True



Section	Overall	1400m	1200m	1000m	800m	600m	400m	200m
Section Times	1:42.41 [4] (0:18.60)	1:23.81 [1] (0:12.14)	1:11.67 [1] (0:12.19)	0:59.48 [1] (0:12.26)	0:47.22 [1] (0:11.83)	0:35.39 [1] (0:11.58)	0:23.81 [1] (0:11.75)	0:12.06 [1] (0:12.06)
Average Speed [km/h]	51.5	59.1	59.4	58.7	60.6	62.1	61.1	59.9
Top Speed [km/h]	60.0	59.6	59.4	59.6	61.4	62.6	61.9	60.9
Avg. Dist. to Rail [m]	3.4	0.6	0.3	0.3	0.2	0.4	0.8	1.3
Avg. Stride Freq. [Hz]	2.2	2.2	2.2	2.1	2.2	2.2	2.2	2.2
Avg. Stride Length [m]	6.6	7.4	7.6	7.6	7.8	7.7	7.5	7.5



- [] Ranking at each section and finish
- .-.- No data available at this section
- NA No data available



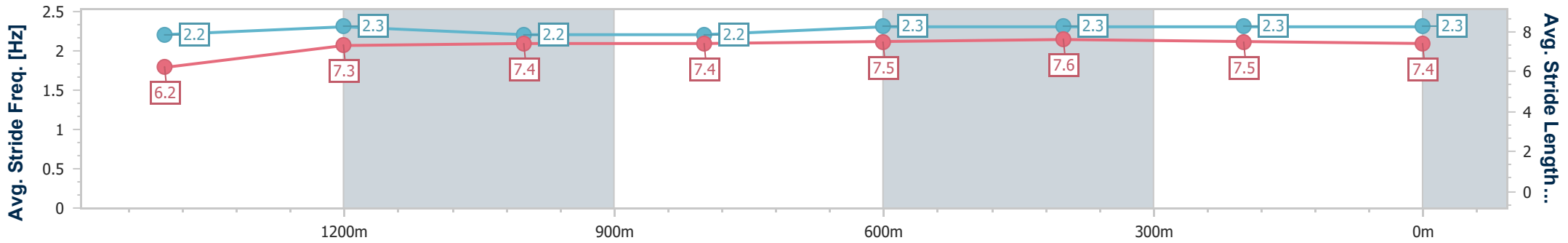
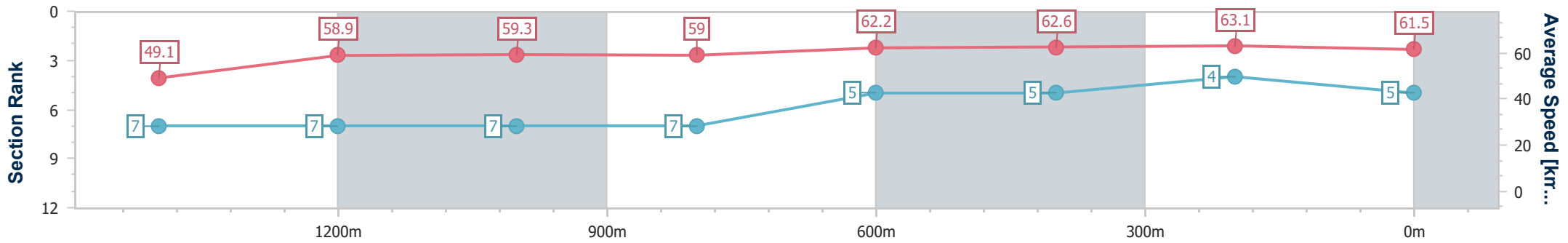
Horse/Jockey Name	Idling By
Final Rank	5
Fastest Section Time (Section)	0:11.49 (400m)
Top Speed [km/h] (Section)	64.0 (800m)
Race State	Finished



Ipswich QLD Professional
 Race 4: SEVEN RATINGS BAND 0 - 62 Handicap - 1666m
 06 December 2023 - 15:58
 Track Rating: Good 4, Weather: Fine, Rail Position: True



Section	Overall	1400m	1200m	1000m	800m	600m	400m	200m
Section Times	1:42.48 [5] (0:19.59)	1:22.89 [7] (0:12.18)	1:10.71 [7] (0:12.17)	0:58.54 [7] (0:12.21)	0:46.33 [7] (0:11.53)	0:34.80 [5] (0:11.55)	0:23.25 [5] (0:11.49)	0:11.76 [4]
Average Speed [km/h]	49.1	58.9	59.3	59.0	62.2	62.6	63.1	61.5
Top Speed [km/h]	58.6	60.5	60.0	59.6	64.0	63.5	63.4	62.4
Avg. Dist. to Rail [m]	4.1	0.2	0.1	0.2	0.5	1.0	2.4	6.7
Avg. Stride Freq. [Hz]	2.2	2.3	2.2	2.2	2.3	2.3	2.3	2.3
Avg. Stride Length [m]	6.2	7.3	7.4	7.4	7.5	7.6	7.5	7.4



- [] Ranking at each section and finish
- .-.- No data available at this section
- NA No data available



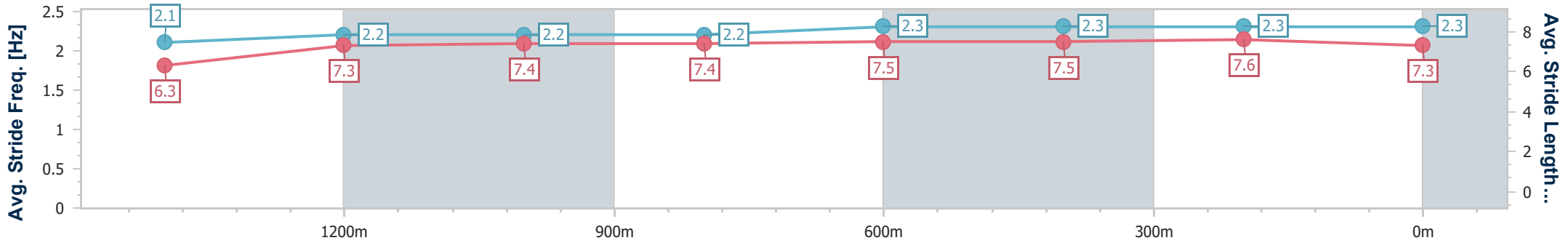
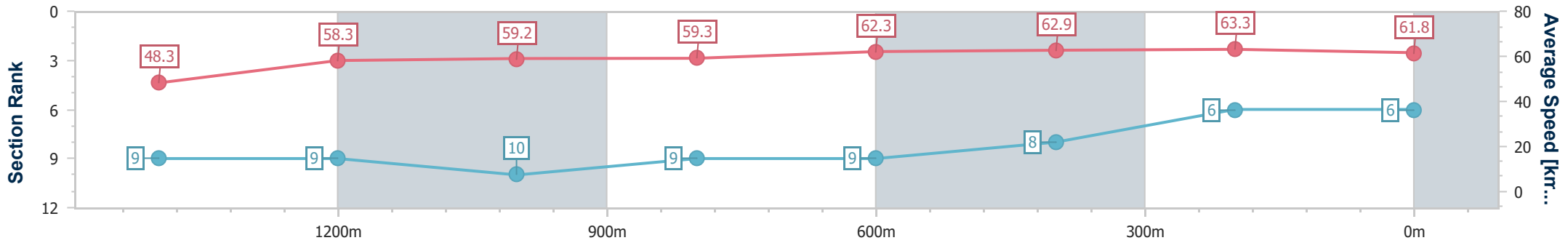
Horse/Jockey Name	Motell
Final Rank	6
Fastest Section Time (Section)	0:11.37 (400m)
Top Speed [km/h] (Section)	65.5 (600m)
Race State	Finished



Ipswich QLD Professional
 Race 4: SEVEN RATINGS BAND 0 - 62 Handicap - 1666m
 06 December 2023 - 15:58
 Track Rating: Good 4, Weather: Fine, Rail Position: True



Section	Overall	1400m	1200m	1000m	800m	600m	400m	200m
Section Times	1:42.49 [6] (0:19.86)	1:22.63 [9] (0:12.32)	1:10.31 [9] (0:12.16)	0:58.15 [10] (0:12.00)	0:46.15 [9] (0:11.68)	0:34.47 [9] (0:11.42)	0:23.05 [8] (0:11.37)	0:11.68 [6] (0:11.68)
Average Speed [km/h]	48.3	58.3	59.2	59.3	62.3	62.9	63.3	61.8
Top Speed [km/h]	57.9	59.0	59.8	60.3	64.6	65.5	63.8	63.5
Avg. Dist. to Rail [m]	4.9	0.5	0.6	0.1	0.2	0.4	0.4	0.5
Avg. Stride Freq. [Hz]	2.1	2.2	2.2	2.2	2.3	2.3	2.3	2.3
Avg. Stride Length [m]	6.3	7.3	7.4	7.4	7.5	7.5	7.6	7.3



- [] Ranking at each section and finish
- .-.- No data available at this section
- NA No data available



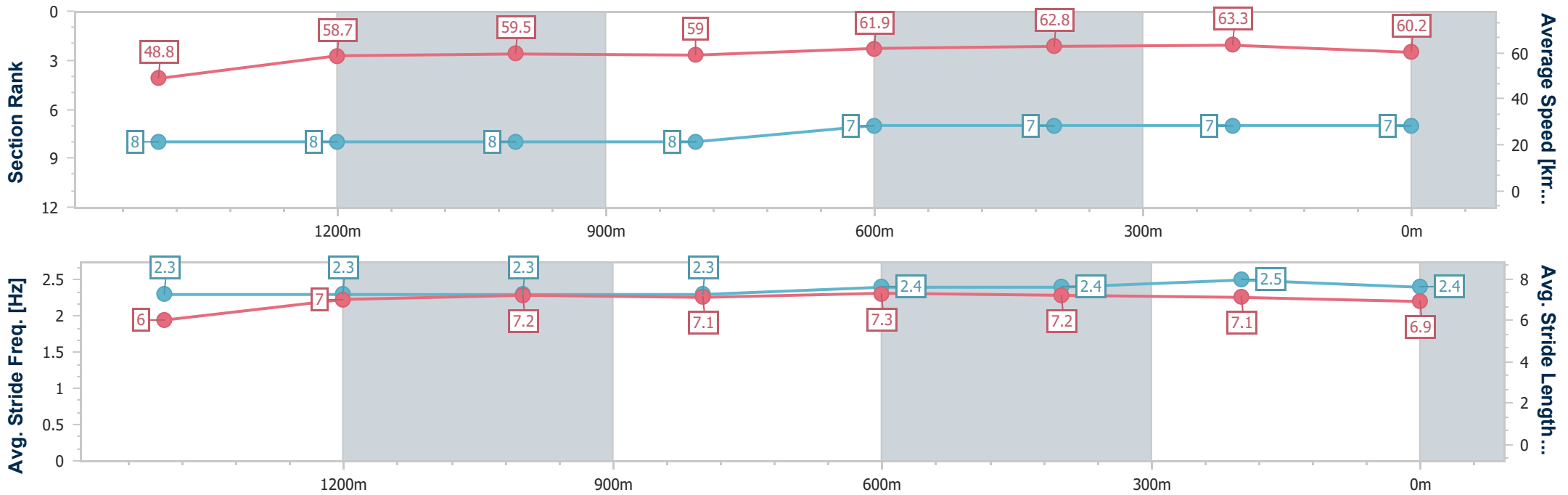
Horse/Jockey Name	Deelosh
Final Rank	7
Fastest Section Time (Section)	0:11.42 (400m)
Top Speed [km/h] (Section)	64.5 (800m)
Race State	Finished



Ipswich QLD Professional
 Race 4: SEVEN RATINGS BAND 0 - 62 Handicap - 1666m
 06 December 2023 - 15:58
 Track Rating: Good 4, Weather: Fine, Rail Position: True



Section	Overall	1400m	1200m	1000m	800m	600m	400m	200m
Section Times	1:42.86 [7] (0:19.62)	1:23.24 [8] (0:12.26)	1:10.98 [8] (0:12.12)	0:58.86 [8] (0:12.22)	0:46.64 [8] (0:11.68)	0:34.96 [7] (0:11.53)	0:23.43 [7] (0:11.42)	0:12.01 [7] (0:12.01)
Average Speed [km/h]	48.8	58.7	59.5	59.0	61.9	62.8	63.3	60.2
Top Speed [km/h]	57.7	59.8	60.0	59.5	64.5	64.4	64.5	61.6
Avg. Dist. to Rail [m]	5.4	0.4	0.3	0.7	0.7	1.5	1.4	3.6
Avg. Stride Freq. [Hz]	2.3	2.3	2.3	2.3	2.4	2.4	2.5	2.4
Avg. Stride Length [m]	6.0	7.0	7.2	7.1	7.3	7.2	7.1	6.9



- [] Ranking at each section and finish
- .-.- No data available at this section
- NA No data available



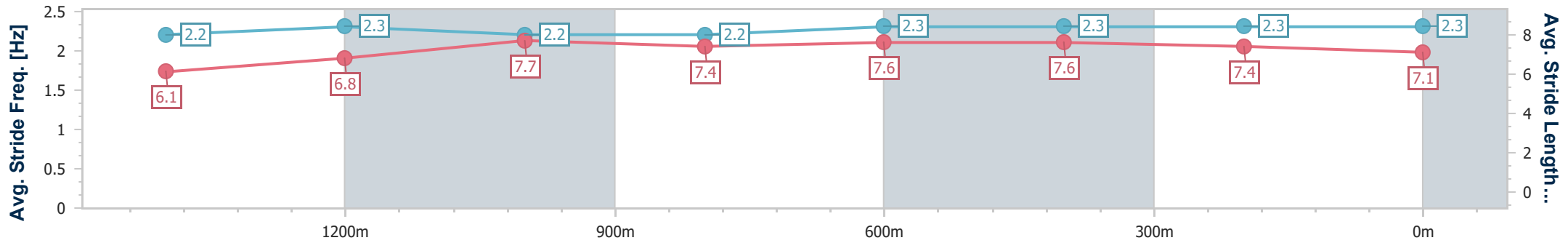
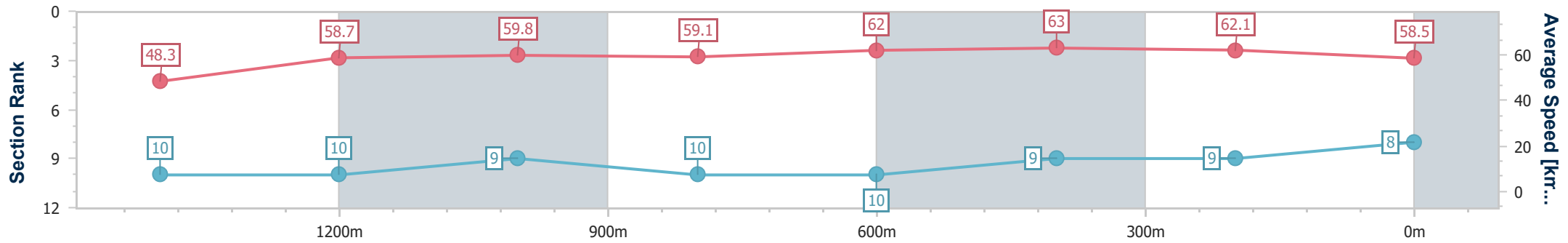
Horse/Jockey Name	Impending Rose
Final Rank	8
Fastest Section Time (Section)	0:11.45 (600m)
Top Speed [km/h] (Section)	64.8 (600m)
Race State	Finished



Ipswich QLD Professional
 Race 4: SEVEN RATINGS BAND 0 - 62 Handicap - 1666m
 06 December 2023 - 15:58
 Track Rating: Good 4, Weather: Fine, Rail Position: True



Section	Overall	1400m	1200m	1000m	800m	600m	400m	200m
Section Times	1:43.57 [8] (0:19.88)	1:23.69 [10] (0:12.63)	1:11.06 [10] (0:11.91)	0:59.15 [9] (0:12.09)	0:47.16 [10] (0:11.64)	0:35.42 [10] (0:11.45)	0:23.97 [9] (0:11.62)	0:12.35 [9] (0:12.35)
Average Speed [km/h]	48.3	58.7	59.8	59.1	62.0	63.0	62.1	58.5
Top Speed [km/h]	57.6	62.3	63.7	59.9	64.4	64.8	63.3	60.5
Avg. Dist. to Rail [m]	7.2	5.5	3.0	0.3	0.4	0.6	2.2	5.0
Avg. Stride Freq. [Hz]	2.2	2.3	2.2	2.2	2.3	2.3	2.3	2.3
Avg. Stride Length [m]	6.1	6.8	7.7	7.4	7.6	7.6	7.4	7.1



- [] Ranking at each section and finish
- .-.- No data available at this section
- NA No data available



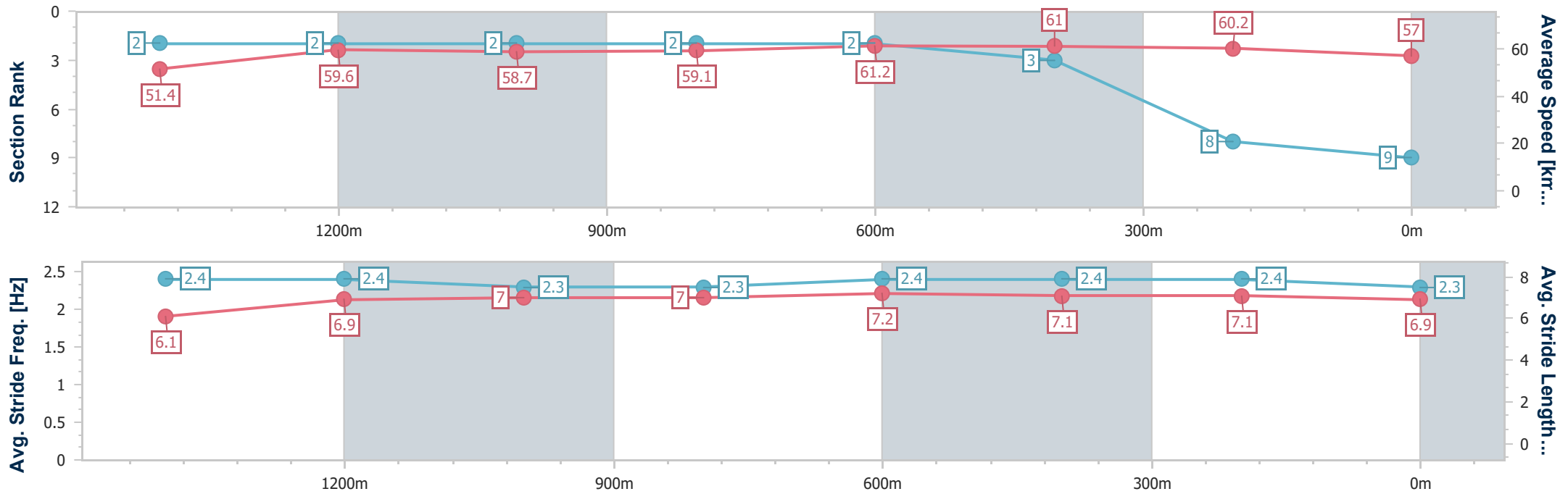
Horse/Jockey Name	Maxie Tap
Final Rank	9
Fastest Section Time (Section)	0:11.78 (600m)
Top Speed [km/h] (Section)	62.7 (Overall)
Race State	Finished



Ipswich QLD Professional
 Race 4: SEVEN RATINGS BAND 0 - 62 Handicap - 1666m
 06 December 2023 - 15:58
 Track Rating: Good 4, Weather: Fine, Rail Position: True



Section	Overall	1400m	1200m	1000m	800m	600m	400m	200m
Section Times	1:43.60 [9] (0:18.70)	1:24.90 [2] (0:12.10)	1:12.80 [2] (0:12.32)	1:00.48 [2] (0:12.20)	0:48.28 [2] (0:11.82)	0:36.46 [2] (0:11.78)	0:24.68 [3] (0:11.99)	0:12.69 [8] (0:12.69)
Average Speed [km/h]	51.4	59.6	58.7	59.1	61.2	61.0	60.2	57.0
Top Speed [km/h]	62.7	60.9	59.3	60.0	62.0	61.4	60.8	59.2
Avg. Dist. to Rail [m]	7.9	0.8	1.3	1.2	0.7	0.5	0.7	1.5
Avg. Stride Freq. [Hz]	2.4	2.4	2.3	2.3	2.4	2.4	2.4	2.3
Avg. Stride Length [m]	6.1	6.9	7.0	7.0	7.2	7.1	7.1	6.9



- [] Ranking at each section and finish
- .-.- No data available at this section
- NA No data available



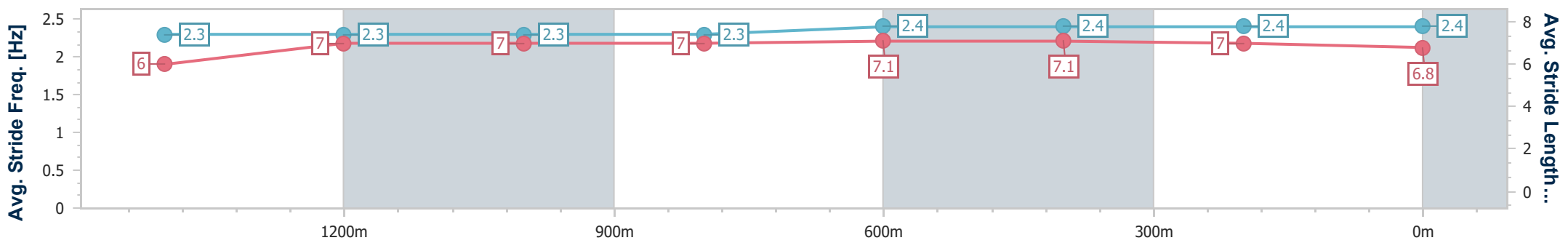
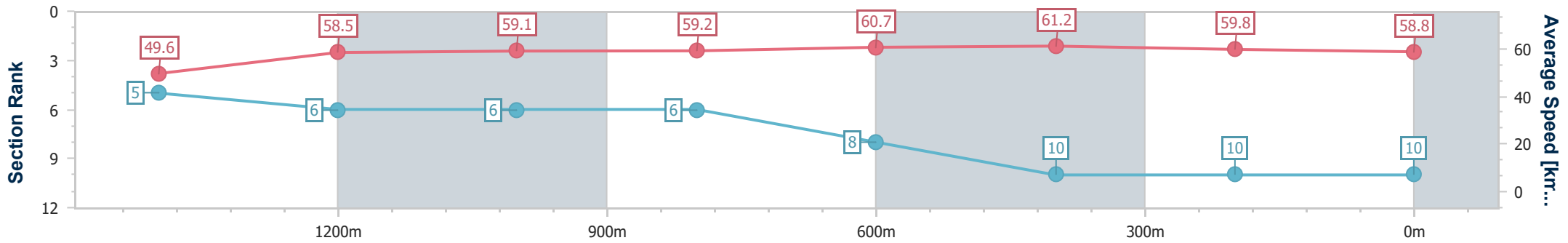
Horse/Jockey Name	Little Jerry
Final Rank	10
Fastest Section Time (Section)	0:11.86 (600m)
Top Speed [km/h] (Section)	62.1 (600m)
Race State	Finished



Ipswich QLD Professional
 Race 4: SEVEN RATINGS BAND 0 - 62 Handicap - 1666m
 06 December 2023 - 15:58
 Track Rating: Good 4, Weather: Fine, Rail Position: True



Section	Overall	1400m	1200m	1000m	800m	600m	400m	200m
Section Times	1:44.21 [10] (0:19.31)	1:24.90 [5] (0:12.30)	1:12.60 [6] (0:12.18)	1:00.42 [6] (0:12.22)	0:48.20 [6] (0:11.92)	0:36.28 [8] (0:11.86)	0:24.42 [10] (0:12.12)	0:12.30 [10] (0:12.30)
Average Speed [km/h]	49.6	58.5	59.1	59.2	60.7	61.2	59.8	58.8
Top Speed [km/h]	58.1	59.9	59.9	59.8	61.9	62.1	61.0	59.8
Avg. Dist. to Rail [m]	3.5	0.4	0.4	1.1	1.5	2.4	1.1	2.6
Avg. Stride Freq. [Hz]	2.3	2.3	2.3	2.3	2.4	2.4	2.4	2.4
Avg. Stride Length [m]	6.0	7.0	7.0	7.0	7.1	7.1	7.0	6.8



- [] Ranking at each section and finish
- .-.- No data available at this section
- NA No data available