



Townsville QLD Professional

Race 5: LAWRENCE & HANSON BENCHMARK 55 Handicap - 1400m

02 December 2023 - 15:17



Track Rating: Good 4, Weather: Fine, Rail Position: +2.5m Entire

Section	Field Times	Overall	1200m	1000m	800m	600m	400m	Last 600m				
		1:24.54 (0:14.05)	1:10.49 (0:11.18)	0:59.31 (0:12.22)	0:47.09 (0:12.28)	0:34.81 (0:11.47)	0:23.34 (0:11.31)	0:34.81				
Rank	TAB Horse/Jockey	Barrier	Top Speed [km/h]	Fastest Section	Overall	1200m	1000m	800m	600m	400m	Last 600m	Distance Travelled [m]
1	5 SIR MAXIMUS Jackson Murphy	7	66.3	0:11.30	1:24.54 [1] (0:14.17)	1:10.37 [3] (0:11.36)	0:59.01 [2] (0:12.19)	0:46.82 [3] (0:12.25)	0:34.57 [5] (0:11.45)	0:23.12 [5] (0:11.30)	0:34.57	
2	1 FORSETI Tessa Townsend	4	65.7	0:11.28	1:24.66 [2] (0:14.85)	1:09.81 [8] (0:11.30)	0:58.51 [8] (0:11.97)	0:46.54 [6] (0:11.78)	0:34.76 [2] (0:11.39)	0:23.37 [4] (0:11.28)	0:34.76	+8
3	2 MCNAIR Lacey Morrison	9	66.1	0:11.14	1:24.66 [3] (0:14.64)	1:10.02 [7] (0:11.30)	0:58.72 [7] (0:12.26)	0:46.46 [8] (0:12.03)	0:34.43 [7] (0:11.35)	0:23.08 [6] (0:11.14)	0:34.43	+3
4	9 CLOUDY MISS Jenna Edwards	3	66.5	0:11.40	1:24.90 [4] (0:14.12)	1:10.78 [2] (0:11.46)	0:59.32 [3] (0:12.37)	0:46.95 [4] (0:12.16)	0:34.79 [6] (0:11.49)	0:23.30 [7] (0:11.40)	0:34.79	-7
5	7 FOREVEREDE Graham Kliese	2	65.7	0:11.28	1:24.90 [5] (0:14.34)	1:10.56 [4] (0:11.28)	0:59.28 [4] (0:11.83)	0:47.45 [1] (0:12.28)	0:35.17 [1] (0:11.47)	0:23.70 [1] (0:11.31)	0:35.17	+2
6	8 PLUCKERCARN Georgina McDonnell	1	64.7	0:11.32	1:25.08 [6] (0:14.35)	1:10.73 [5] (0:11.42)	0:59.31 [5] (0:12.27)	0:47.04 [5] (0:11.89)	0:35.15 [3] (0:11.32)	0:23.83 [2] (0:11.39)	0:35.15	+0
7	4 PICTON Stephen Wilson	6	66.0	0:11.23	1:25.39 [7] (0:14.56)	1:10.83 [6] (0:11.23)	0:59.60 [6] (0:12.38)	0:47.22 [7] (0:12.14)	0:35.08 [8] (0:11.57)	0:23.51 [8] (0:11.34)	0:35.08	+3
8	6 RED LANTERN Scott Sheargold	8	68.5	0:11.18	1:25.50 [8] (0:14.05)	1:11.45 [1] (0:11.18)	1:00.27 [1] (0:12.42)	0:47.85 [2] (0:12.28)	0:35.57 [3] (0:11.35)	0:24.22 [3] (0:11.51)	0:35.57	-2

Scratched: Private Cheetah (#3)

[] Ranking at each section and finish
 -:-:- No data available at this section
 NA No data available

SCN Saddle cloth number
 DNF Did not finish
 DNT Did not track



Townsville QLD Professional

Race 5: LAWRENCE & HANSON BENCHMARK 55 Handicap - 1400m

02 December 2023 - 15:17



Track Rating: Good 4, Weather: Fine, Rail Position: +2.5m Entire

Section				200m				Last 600m	
Field Times				0:12.03 (0:12.03)				0:34.81	
Rank	TAB	Horse/Jockey	Barrier	Top Speed [km/h]	Fastest Section	Margin			Distance Travelled [m]
1	5	SIR MAXIMUS Jackson Murphy	7	66.3 Overall	0:11.30 400m	0:11.82 [4] (0:11.82)	1:24.54		0:34.57
2	1	FORSETI Tessa Townsend	4	65.7 1200m	0:11.28 400m	0:12.09 [2] (0:12.09)	0.5L		0:34.76 +8
3	2	MCNAIR Lacey Morrison	9	66.1 600m	0:11.14 400m	0:11.94 [5] (0:11.94)	0.6L		0:34.43 +3
4	9	CLOUDY MISS Jenna Edwards	3	66.5 Overall	0:11.40 400m	0:11.90 [7] (0:11.90)	1.9L		0:34.79 -7
5	7	FOREVEREDE Graham Kliese	2	65.7 1200m	0:11.28 1200m	0:12.39 [1] (0:12.39)	2L		0:35.17 +2
6	8	PLUCKERCARN Georgina McDonnell	1	64.7 1200m	0:11.32 600m	0:12.44 [3] (0:12.44)	3L		0:35.15 +0
7	4	PICTON Stephen Wilson	6	66.0 1200m	0:11.23 1200m	0:12.17 [8] (0:12.17)	4.8L		0:35.08 +3
8	6	RED LANTERN Scott Sheargold	8	68.5 1200m	0:11.18 1200m	0:12.71 [6] (0:12.71)	5.3L		0:35.57 -2

Scratched: Private Cheetah (#3)

[] Ranking at each section and finish
 -:-:- No data available at this section
 NA No data available

SCN Saddle cloth number
 DNF Did not finish
 DNT Did not track



Horse/Jockey Name	Sir Maximus
Final Rank	1
Fastest Section Time (Section)	0:11.30 (400m)
Top Speed [km/h] (Section)	66.3 (Overall)
Race State	Finished



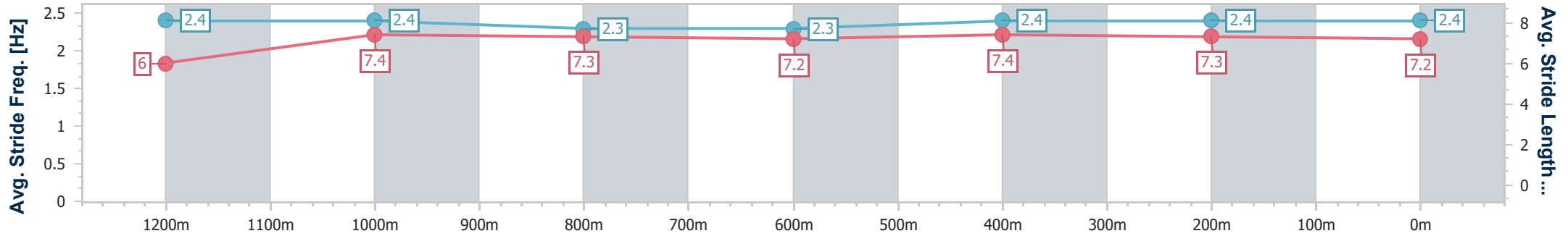
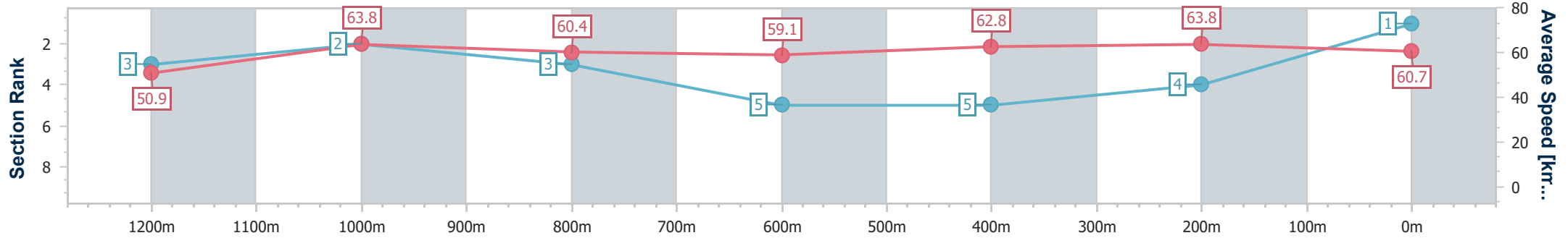
Townsville QLD Professional
Race 5: LAWRENCE & HANSON BENCHMARK 55 Handicap - 1400m

02 December 2023 - 15:17

Track Rating: Good 4, Weather: Fine, Rail Position: +2.5m Entire



Section	Overall	1200m	1000m	800m	600m	400m	200m
Section Times	1:24.54 [1] (0:14.17)	1:10.37 [3] (0:11.36)	0:59.01 [2] (0:12.19)	0:46.82 [3] (0:12.25)	0:34.57 [5] (0:11.45)	0:23.12 [5] (0:11.30)	0:11.82 [4] (0:11.82)
Average Speed [km/h]	50.9	63.8	60.4	59.1	62.8	63.8	60.7
Top Speed [km/h]	66.3	66.3	61.3	60.4	64.6	64.5	63.3
Avg. Dist. to Rail [m]	7.6	5.4	5.1	1.2	0.6	2.0	4.9
Avg. Stride Freq. [Hz]	2.4	2.4	2.3	2.3	2.4	2.4	2.4
Avg. Stride Length [m]	6.0	7.4	7.3	7.2	7.4	7.3	7.2



- [] Ranking at each section and finish
- .-.- No data available at this section
- NA No data available



Horse/Jockey Name	Forseti
Final Rank	2
Fastest Section Time (Section)	0:11.28 (400m)
Top Speed [km/h] (Section)	65.7 (1200m)
Race State	Finished



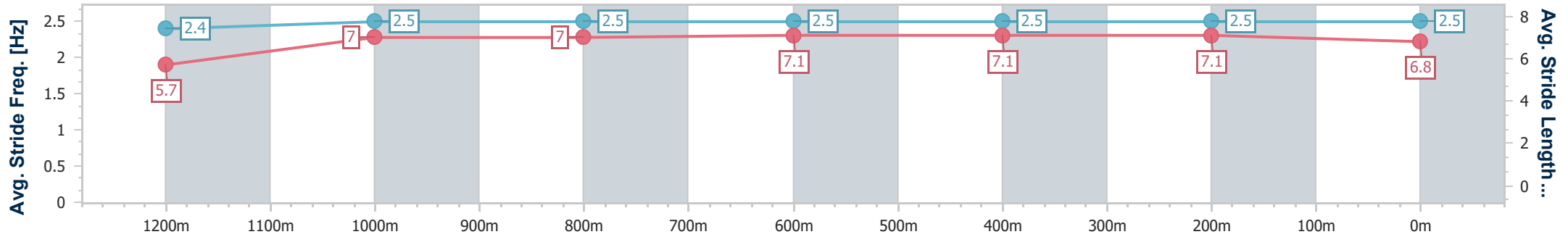
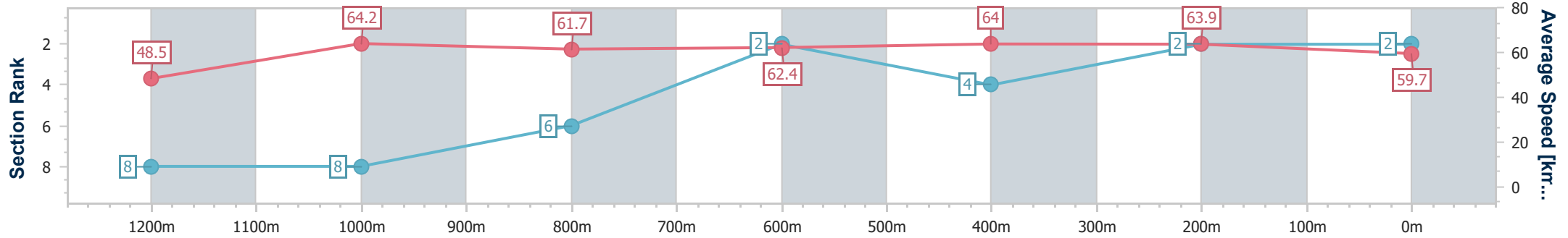
Townsville QLD Professional
Race 5: LAWRENCE & HANSON BENCHMARK 55 Handicap - 1400m



02 December 2023 - 15:17

Track Rating: Good 4, Weather: Fine, Rail Position: +2.5m Entire

Section	Overall	1200m	1000m	800m	600m	400m	200m
Section Times	1:24.66 [2] (0:14.85)	1:09.81 [8] (0:11.30)	0:58.51 [8] (0:11.97)	0:46.54 [6] (0:11.78)	0:34.76 [2] (0:11.39)	0:23.37 [4] (0:11.28)	0:12.09 [2] (0:12.09)
Average Speed [km/h]	48.5	64.2	61.7	62.4	64.0	63.9	59.7
Top Speed [km/h]	63.3	65.7	63.0	63.1	65.2	64.7	63.1
Avg. Dist. to Rail [m]	5.7	5.2	6.0	3.7	2.4	2.5	4.2
Avg. Stride Freq. [Hz]	2.4	2.5	2.5	2.5	2.5	2.5	2.5
Avg. Stride Length [m]	5.7	7.0	7.0	7.1	7.1	7.1	6.8



- [] Ranking at each section and finish
- .-.- No data available at this section
- NA No data available



Horse/Jockey Name	Mcnair
Final Rank	3
Fastest Section Time (Section)	0:11.14 (400m)
Top Speed [km/h] (Section)	66.1 (600m)
Race State	Finished



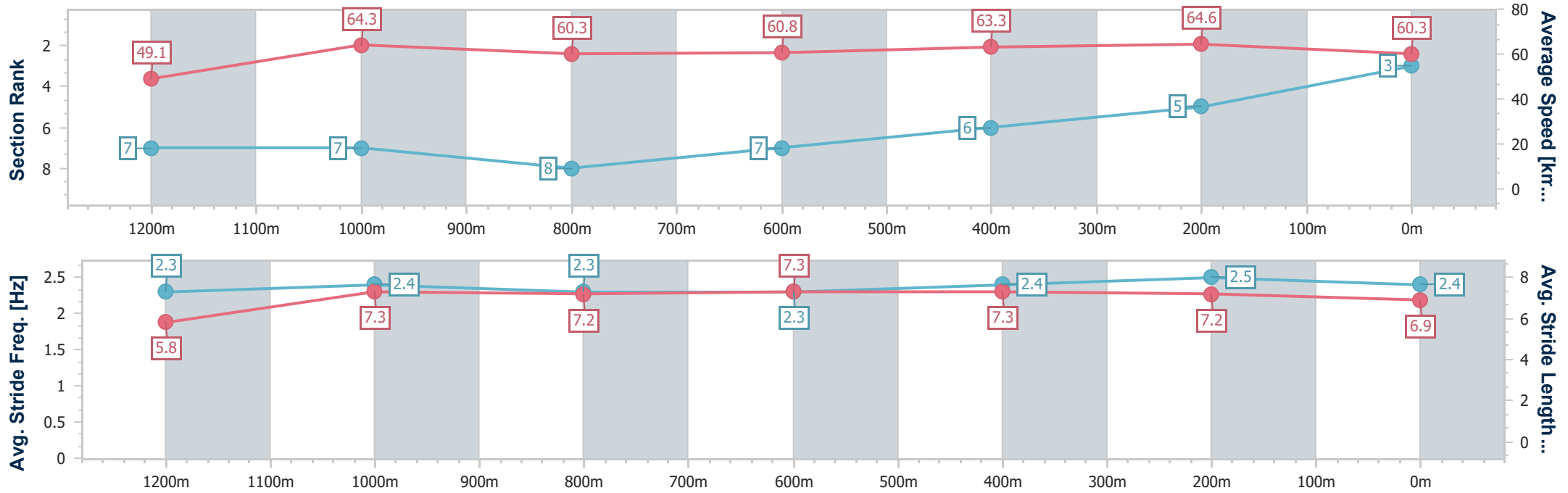
Townsville QLD Professional
Race 5: LAWRENCE & HANSON BENCHMARK 55 Handicap - 1400m

02 December 2023 - 15:17

Track Rating: Good 4, Weather: Fine, Rail Position: +2.5m Entire



Section	Overall	1200m	1000m	800m	600m	400m	200m
Section Times	1:24.66 [3] (0:14.64)	1:10.02 [7] (0:11.30)	0:58.72 [7] (0:12.26)	0:46.46 [8] (0:12.03)	0:34.43 [7] (0:11.35)	0:23.08 [6] (0:11.14)	0:11.94 [5] (0:11.94)
Average Speed [km/h]	49.1	64.3	60.3	60.8	63.3	64.6	60.3
Top Speed [km/h]	62.9	65.7	62.9	62.1	66.1	65.4	64.0
Avg. Dist. to Rail [m]	8.5	5.6	6.0	2.5	0.4	2.5	4.6
Avg. Stride Freq. [Hz]	2.3	2.4	2.3	2.3	2.4	2.5	2.4
Avg. Stride Length [m]	5.8	7.3	7.2	7.3	7.3	7.2	6.9



- [] Ranking at each section and finish
- .-.- No data available at this section
- NA No data available



Horse/Jockey Name	Cloudy Miss
Final Rank	4
Fastest Section Time (Section)	0:11.40 (400m)
Top Speed [km/h] (Section)	66.5 (Overall)
Race State	Finished



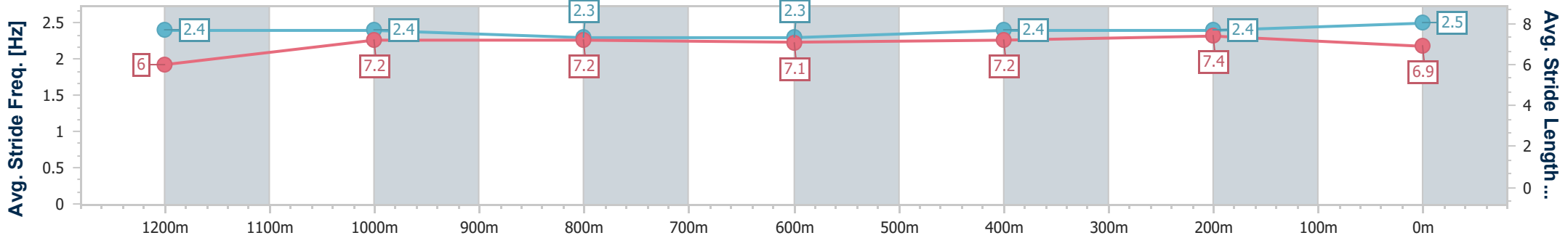
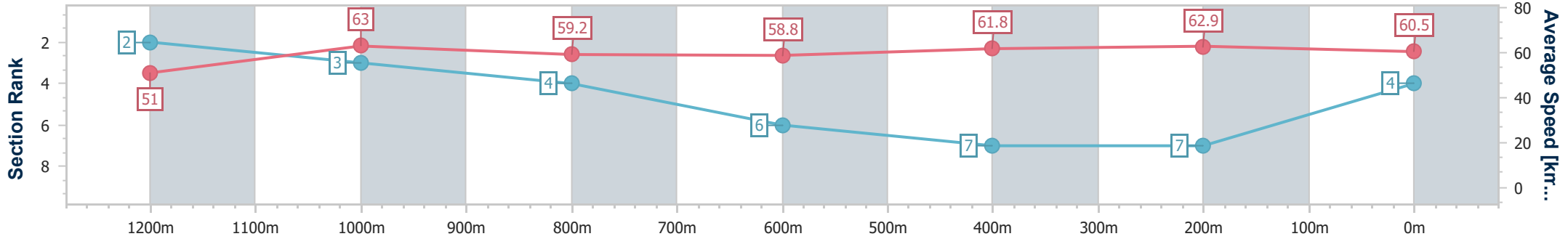
Townsville QLD Professional
Race 5: LAWRENCE & HANSON BENCHMARK 55 Handicap - 1400m



02 December 2023 - 15:17

Track Rating: Good 4, Weather: Fine, Rail Position: +2.5m Entire

Section	Overall	1200m	1000m	800m	600m	400m	200m
Section Times	1:24.90 [4] (0:14.12)	1:10.78 [2] (0:11.46)	0:59.32 [3] (0:12.37)	0:46.95 [4] (0:12.16)	0:34.79 [6] (0:11.49)	0:23.30 [7] (0:11.40)	0:11.90 [7] (0:11.90)
Average Speed [km/h]	51.0	63.0	59.2	58.8	61.8	62.9	60.5
Top Speed [km/h]	66.5	66.2	60.8	60.7	64.8	64.1	62.1
Avg. Dist. to Rail [m]	5.6	3.9	3.1	1.2	2.8	1.8	5.9
Avg. Stride Freq. [Hz]	2.4	2.4	2.3	2.3	2.4	2.4	2.5
Avg. Stride Length [m]	6.0	7.2	7.2	7.1	7.2	7.4	6.9



- [] Ranking at each section and finish
- .-.- No data available at this section
- NA No data available



Horse/Jockey Name	Foreverede
Final Rank	5
Fastest Section Time (Section)	0:11.28 (1200m)
Top Speed [km/h] (Section)	65.7 (1200m)
Race State	Finished



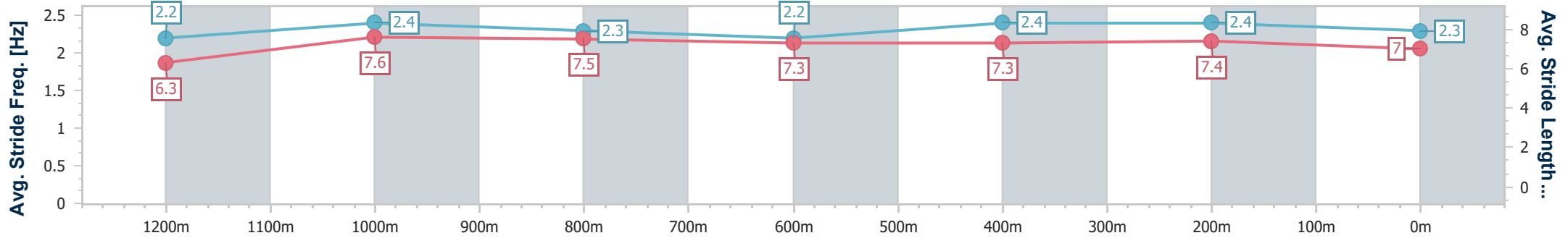
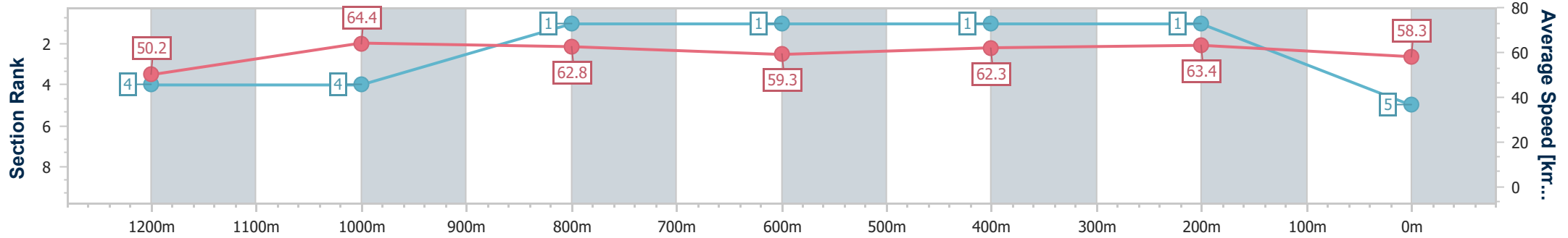
Townsville QLD Professional
Race 5: LAWRENCE & HANSON BENCHMARK 55 Handicap - 1400m

02 December 2023 - 15:17

Track Rating: Good 4, Weather: Fine, Rail Position: +2.5m Entire



Section	Overall	1200m	1000m	800m	600m	400m	200m
Section Times	1:24.90 [5] (0:14.34)	1:10.56 [4] (0:11.28)	0:59.28 [4] (0:11.83)	0:47.45 [1] (0:12.28)	0:35.17 [1] (0:11.47)	0:23.70 [1] (0:11.31)	0:12.39 [1] (0:12.39)
Average Speed [km/h]	50.2	64.4	62.8	59.3	62.3	63.4	58.3
Top Speed [km/h]	64.5	65.7	64.5	61.8	64.8	64.4	62.6
Avg. Dist. to Rail [m]	5.1	5.3	6.8	1.6	1.0	1.5	1.0
Avg. Stride Freq. [Hz]	2.2	2.4	2.3	2.2	2.4	2.4	2.3
Avg. Stride Length [m]	6.3	7.6	7.5	7.3	7.3	7.4	7.0



- [] Ranking at each section and finish
- .-.- No data available at this section
- NA No data available



Horse/Jockey Name	Pluckercarn
Final Rank	6
Fastest Section Time (Section)	0:11.32 (600m)
Top Speed [km/h] (Section)	64.7 (1200m)
Race State	Finished



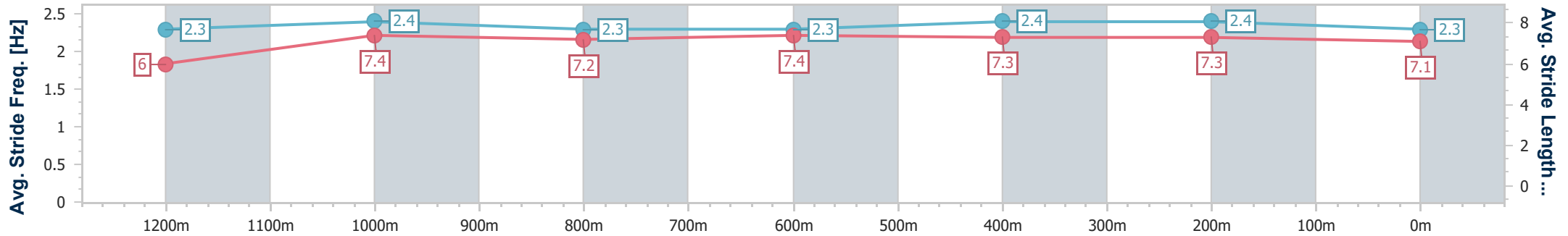
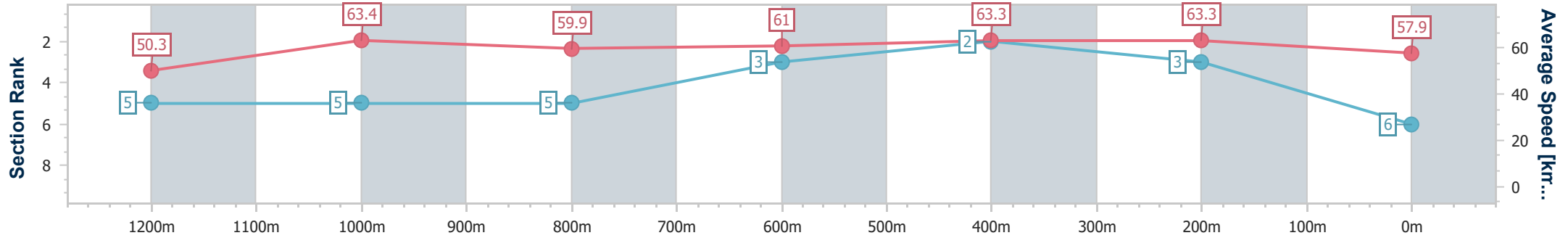
Townsville QLD Professional
Race 5: LAWRENCE & HANSON BENCHMARK 55 Handicap - 1400m

02 December 2023 - 15:17

Track Rating: Good 4, Weather: Fine, Rail Position: +2.5m Entire



Section	Overall	1200m	1000m	800m	600m	400m	200m
Section Times	1:25.08 [6] (0:14.35)	1:10.73 [5] (0:11.42)	0:59.31 [5] (0:12.27)	0:47.04 [5] (0:11.89)	0:35.15 [3] (0:11.32)	0:23.83 [2] (0:11.39)	0:12.44 [3] (0:12.44)
Average Speed [km/h]	50.3	63.4	59.9	61.0	63.3	63.3	57.9
Top Speed [km/h]	63.6	64.7	61.7	61.9	64.5	64.4	61.8
Avg. Dist. to Rail [m]	3.5	4.1	4.6	1.2	0.5	0.4	1.4
Avg. Stride Freq. [Hz]	2.3	2.4	2.3	2.3	2.4	2.4	2.3
Avg. Stride Length [m]	6.0	7.4	7.2	7.4	7.3	7.3	7.1



- [] Ranking at each section and finish
- .-.- No data available at this section
- NA No data available



Horse/Jockey Name	Picton
Final Rank	7
Fastest Section Time (Section)	0:11.23 (1200m)
Top Speed [km/h] (Section)	66.0 (1200m)
Race State	Finished



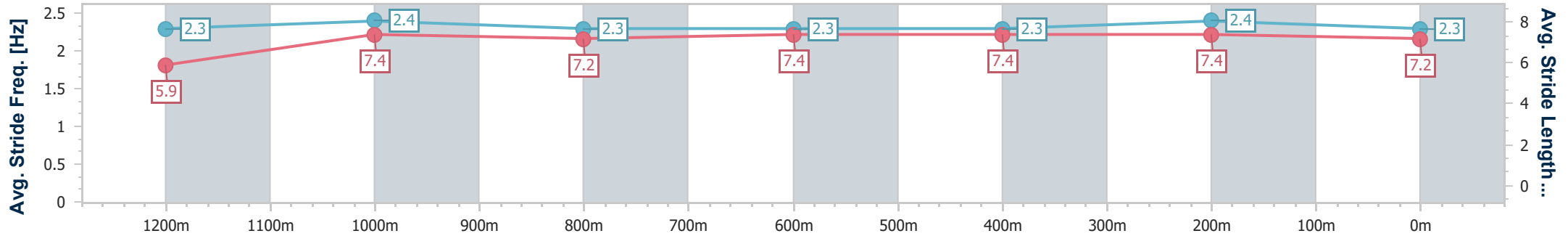
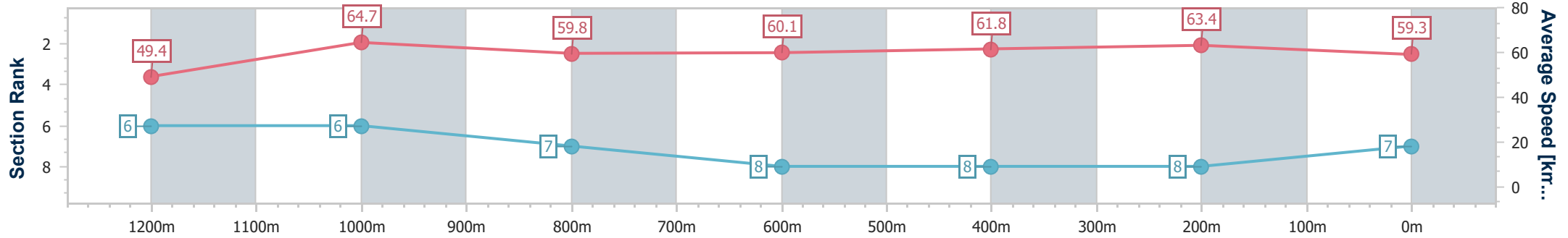
Townsville QLD Professional
Race 5: LAWRENCE & HANSON BENCHMARK 55 Handicap - 1400m

02 December 2023 - 15:17

Track Rating: Good 4, Weather: Fine, Rail Position: +2.5m Entire



Section	Overall	1200m	1000m	800m	600m	400m	200m
Section Times	1:25.39 [7] (0:14.56)	1:10.83 [6] (0:11.23)	0:59.60 [6] (0:12.38)	0:47.22 [7] (0:12.14)	0:35.08 [8] (0:11.57)	0:23.51 [8] (0:11.34)	0:12.17 [8] (0:12.17)
Average Speed [km/h]	49.4	64.7	59.8	60.1	61.8	63.4	59.3
Top Speed [km/h]	64.3	66.0	62.0	61.1	64.3	64.5	61.7
Avg. Dist. to Rail [m]	6.8	5.6	6.4	2.2	0.9	2.1	6.1
Avg. Stride Freq. [Hz]	2.3	2.4	2.3	2.3	2.3	2.4	2.3
Avg. Stride Length [m]	5.9	7.4	7.2	7.4	7.4	7.4	7.2



- [] Ranking at each section and finish
- .-.- No data available at this section
- NA No data available



Horse/Jockey Name	Red Lantern
Final Rank	8
Fastest Section Time (Section)	0:11.18 (1200m)
Top Speed [km/h] (Section)	68.5 (1200m)
Race State	Finished



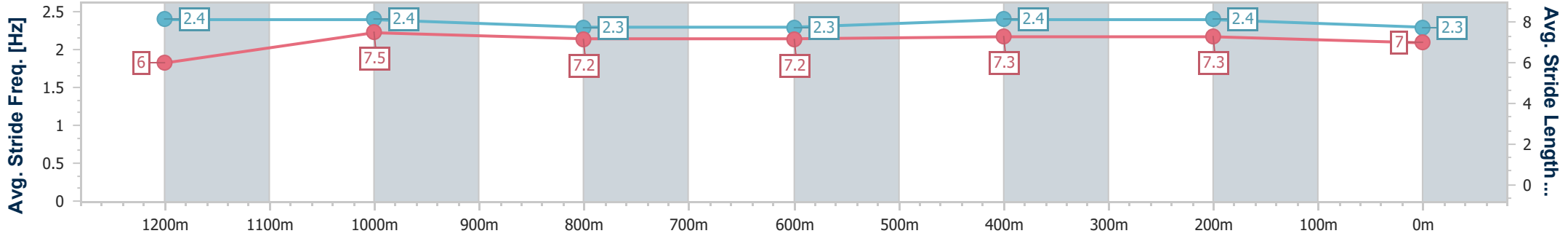
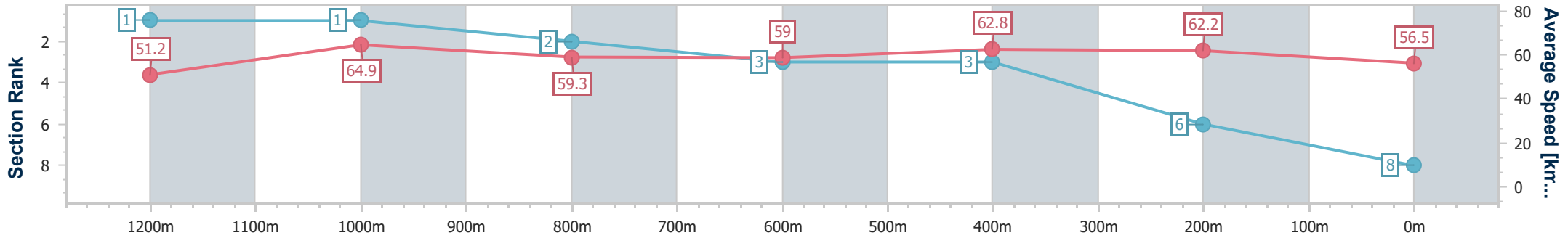
Townsville QLD Professional
Race 5: LAWRENCE & HANSON BENCHMARK 55 Handicap - 1400m

02 December 2023 - 15:17

Track Rating: Good 4, Weather: Fine, Rail Position: +2.5m Entire



Section	Overall	1200m	1000m	800m	600m	400m	200m
Section Times	1:25.50 [8] (0:14.05)	1:11.45 [1] (0:11.18)	1:00.27 [1] (0:12.42)	0:47.85 [2] (0:12.28)	0:35.57 [3] (0:11.35)	0:24.22 [3] (0:11.51)	0:12.71 [6] (0:12.71)
Average Speed [km/h]	51.2	64.9	59.3	59.0	62.8	62.2	56.5
Top Speed [km/h]	68.1	68.5	61.0	59.7	63.7	63.0	61.2
Avg. Dist. to Rail [m]	9.1	6.1	5.4	1.2	2.0	1.9	0.6
Avg. Stride Freq. [Hz]	2.4	2.4	2.3	2.3	2.4	2.4	2.3
Avg. Stride Length [m]	6.0	7.5	7.2	7.2	7.3	7.3	7.0



- [] Ranking at each section and finish
- .-.- No data available at this section
- NA No data available