



# Toowoomba QLD Professional

## Race 2: RDO EQUIPMENT HORSCH BM58 Handicap - 1300m

02 December 2023 - 17:44



Track Rating: Good 4, Weather: Fine, Rail Position: +2m Entire

Section		Field Times										Last 600m				
		Overall	1200m	1000m	800m	600m	400m						0:36.63			
		1:19.14 (0:08.37)	1:10.77 (0:10.48)	1:00.29 (0:11.73)	0:48.56 (0:11.93)	0:36.63 (0:12.06)	0:24.57 (0:12.28)									
Rank	TAB	Horse/Jockey	Barrier	Top Speed [km/h]	Fastest Section											Distance Travelled [m]
1	9	<b>SIGOURNEY</b> Kenji Yoshida	9	65.9	0:08.82	1:19.14 [1] (0:08.82)	1:10.32 [7] (0:11.17)	0:59.15 [7] (0:11.33)	0:47.82 [9] (0:11.78)	0:36.04 [8] (0:11.93)	0:24.11 [7] (0:12.28)	0:36.04				
2	2	<b>UNION SPIRIT</b> Jake Molloy	7	67.3	0:08.70	1:19.26 [2] (0:08.70)	1:10.56 [6] (0:10.90)	0:59.66 [5] (0:11.25)	0:48.41 [3] (0:11.81)	0:36.60 [4] (0:12.03)	0:24.57 [4] (0:12.25)	0:36.60		-3		
3	11	<b>BULL DIMPLE RUM</b> Georgina Cartwright	8	68.0	0:09.14	1:19.65 [3] (0:09.14)	1:10.51 [9] (0:10.90)	0:59.61 [9] (0:11.23)	0:48.38 [8] (0:11.81)	0:36.57 [7] (0:11.67)	0:24.90 [5] (0:12.25)	0:36.57		-2		
4	7	<b>DRAGON PINS</b> Justin Stanley	10	66.7	0:08.51	1:19.70 [4] (0:08.51)	1:11.19 [2] (0:10.95)	1:00.24 [3] (0:11.26)	0:48.98 [2] (0:11.84)	0:37.14 [2] (0:12.03)	0:25.11 [2] (0:12.26)	0:37.14		-4		
5	10	<b>ZOU ZOUAMORE</b> Tyler Leslight	13	68.6	0:09.27	1:20.00 [5] (0:09.27)	1:10.73 [10] (0:10.82)	0:59.91 [10] (0:11.03)	0:48.88 [6] (0:11.39)	0:37.49 [1] (0:12.12)	0:25.37 [3] (0:12.44)	0:37.49		+3		
6	6	<b>DARCHINIAN</b> Luke Tarrant	3	66.3	0:08.93	1:20.10 [6] (0:08.93)	1:11.17 [8] (0:11.08)	1:00.09 [8] (0:11.45)	0:48.64 [10] (0:11.91)	0:36.73 [10] (0:12.02)	0:24.71 [9] (0:12.25)	0:36.73		-8		
7	1	<b>BASIL'S BOW</b> Paul Hamblin	12	67.8	0:08.68	1:20.41 [7] (0:08.68)	1:11.73 [5] (0:11.00)	1:00.73 [6] (0:11.24)	0:49.49 [4] (0:11.85)	0:37.64 [5] (0:12.01)	0:25.63 [6] (0:12.37)	0:37.64		+0		
8	8	<b>MARCADA</b> Karl Zechner	15	70.1	0:08.37	1:20.89 [8] (0:08.37)	1:12.52 [1] (0:10.48)	1:02.04 [1] (0:11.73)	0:50.31 [1] (0:12.04)	0:38.27 [3] (0:11.95)	0:26.32 [1] (0:12.76)	0:38.27		-3		
9	3	<b>ALLORA ENZO</b> Sariah Champkin	6	66.6	0:08.58	1:21.44 [9] (0:08.58)	1:12.86 [4] (0:11.00)	1:01.86 [4] (0:11.57)	0:50.29 [7] (0:12.06)	0:38.23 [9] (0:12.26)	0:25.97 [10] (0:12.70)	0:38.23		-9		
10	5	<b>SIP IT SLOW</b> Les Tilley	14	68.9	0:08.56	1:21.68 [10] (0:08.56)	1:13.12 [3] (0:10.79)	1:02.33 [2] (0:11.66)	0:50.67 [5] (0:11.82)	0:38.85 [6] (0:12.30)	0:26.55 [8] (0:12.64)	0:38.85		-8		

Scratched: Recanati (#4), Abb Roy (#12), Herecum da Drums (#13), Bold Zip (#14), Bambalam (#15), Await The Storm (#16)

[ ] Ranking at each section and finish  
 -:-:- No data available at this section  
 NA No data available

SCN Saddle cloth number  
 DNF Did not finish  
 DNT Did not track



# Toowoomba QLD Professional

## Race 2: RDO EQUIPMENT HORSCH BM58 Handicap - 1300m

02 December 2023 - 17:44



Track Rating: Good 4, Weather: Fine, Rail Position: +2m Entire

Section							200m			Last 600m
Field Times							0:12.29			0:36.63
Rank	TAB	Horse/Jockey	Barrier	Top Speed [km/h]	Fastest Section	Margin				Distance Travelled [m]
1	9	<b>SIGOURNEY</b> Kenji Yoshida	9	65.9 1000m	0:08.82 Overall	0:11.83 [6] (0:11.83)	1:19.14		0:36.04	
2	2	<b>UNION SPIRIT</b> Jake Molloy	7	67.3 1200m	0:08.70 Overall	0:12.32 [2] (0:12.32)	0.5L		0:36.60	-3
3	11	<b>BULL DIMPLE RUM</b> Georgina Cartwright	8	68.0 1200m	0:09.14 Overall	0:12.65 [3] (0:12.65)	2.8L		0:36.57	-2
4	7	<b>DRAGON PINS</b> Justin Stanley	10	66.7 1200m	0:08.51 Overall	0:12.85 [1] (0:12.85)	3L		0:37.14	-4
5	10	<b>ZOU ZOUAMORE</b> Tyler Leslight	13	68.6 1200m	0:09.27 Overall	0:12.93 [4] (0:12.93)	4.8L		0:37.49	+3
6	6	<b>DARCHINIAN</b> Luke Tarrant	3	66.3 1200m	0:08.93 Overall	0:12.46 [8] (0:12.46)	5.3L		0:36.73	-8
7	1	<b>BASIL'S BOW</b> Paul Hamblin	12	67.8 1200m	0:08.68 Overall	0:13.26 [5] (0:13.26)	7.1L		0:37.64	+0
8	8	<b>MARCADA</b> Karl Zechner	15	70.1 1200m	0:08.37 Overall	0:13.56 [7] (0:13.56)	9.9L		0:38.27	-3
9	3	<b>ALLORA ENZO</b> Sariah Champkin	6	66.6 1200m	0:08.58 Overall	0:13.27 [10] (0:13.27)	13.2L		0:38.23	-9
10	5	<b>SIP IT SLOW</b> Les Tilley	14	68.9 1200m	0:08.56 Overall	0:13.91 [9] (0:13.91)	14.5L		0:38.85	-8

Scratched: Recanati (#4), Abb Roy (#12), Herecum da Drums (#13), Bold Zip (#14), Bambalam (#15), Await The Storm (#16)

[ ] Ranking at each section and finish  
 -:-:- No data available at this section  
 NA No data available

SCN Saddle cloth number  
 DNF Did not finish  
 DNT Did not track



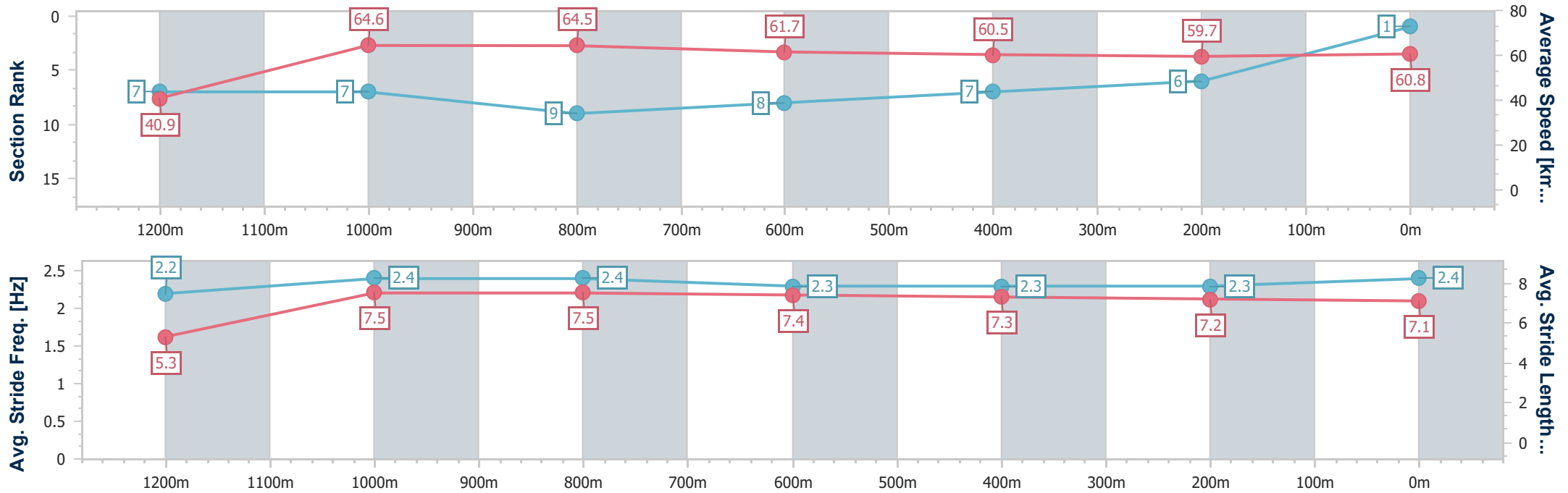
Horse/Jockey Name	Sigourney
Final Rank	1
Fastest Section Time (Section)	0:08.82 (Overall)
Top Speed [km/h] (Section)	65.9 (1000m)
Race State	Finished



Toowoomba QLD Professional  
 Race 2: RDO EQUIPMENT HORSCH BM58 Handicap - 1300m  
 02 December 2023 - 17:44  
 Track Rating: Good 4, Weather: Fine, Rail Position: +2m Entire



Section	Overall	1200m	1000m	800m	600m	400m	200m
Section Times	1:19.14 [1] (0:08.82)	1:10.32 [7] (0:11.17)	0:59.15 [7] (0:11.33)	0:47.82 [9] (0:11.78)	0:36.04 [8] (0:11.93)	0:24.11 [7] (0:12.28)	0:11.83 [6] (0:11.83)
Average Speed [km/h]	40.9	64.6	64.5	61.7	60.5	59.7	60.8
Top Speed [km/h]	62.8	65.7	65.9	62.5	62.1	60.9	61.1
Avg. Dist. to Rail [m]	8.7	3.8	3.3	2.3	1.2	5.0	5.6
Avg. Stride Freq. [Hz]	2.2	2.4	2.4	2.3	2.3	2.3	2.4
Avg. Stride Length [m]	5.3	7.5	7.5	7.4	7.3	7.2	7.1



- [ ] Ranking at each section and finish
- .-.- No data available at this section
- NA No data available



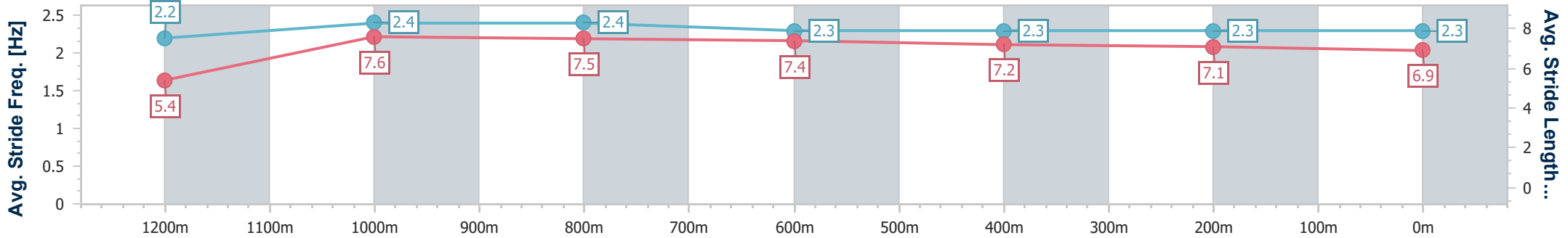
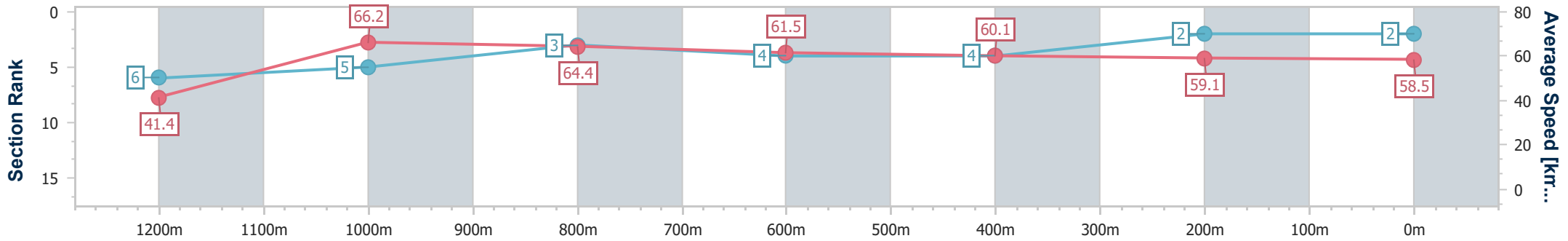
Horse/Jockey Name	Union Spirit
Final Rank	2
Fastest Section Time (Section)	0:08.70 (Overall)
Top Speed [km/h] (Section)	67.3 (1200m)
Race State	Finished



Toowoomba QLD Professional  
 Race 2: RDO EQUIPMENT HORSCH BM58 Handicap - 1300m  
 02 December 2023 - 17:44  
 Track Rating: Good 4, Weather: Fine, Rail Position: +2m Entire



Section	Overall	1200m	1000m	800m	600m	400m	200m
Section Times	1:19.26 [2] (0:08.70)	1:10.56 [6] (0:10.90)	0:59.66 [5] (0:11.25)	0:48.41 [3] (0:11.81)	0:36.60 [4] (0:12.03)	0:24.57 [4] (0:12.25)	0:12.32 [2] (0:12.32)
Average Speed [km/h]	41.4	66.2	64.4	61.5	60.1	59.1	58.5
Top Speed [km/h]	62.8	67.3	66.9	62.2	61.6	60.1	60.1
Avg. Dist. to Rail [m]	4.2	2.1	2.3	2.0	1.3	1.6	1.7
Avg. Stride Freq. [Hz]	2.2	2.4	2.4	2.3	2.3	2.3	2.3
Avg. Stride Length [m]	5.4	7.6	7.5	7.4	7.2	7.1	6.9



- [ ] Ranking at each section and finish
- .-.- No data available at this section
- NA No data available



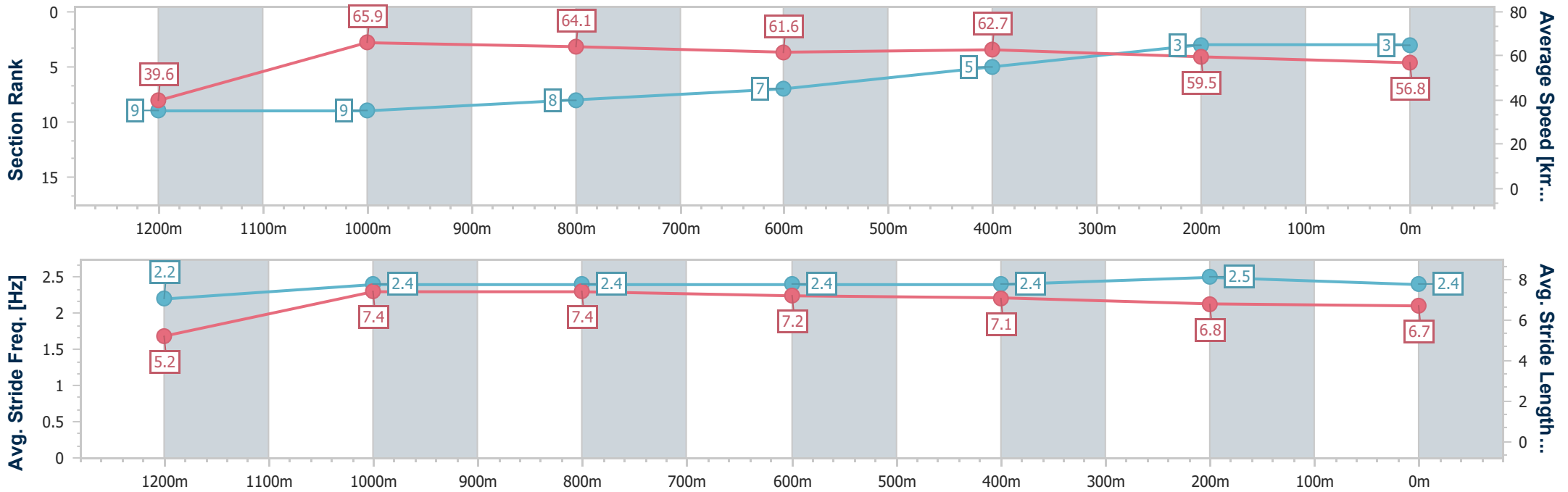
Horse/Jockey Name	Bull Dimple Rum
Final Rank	3
Fastest Section Time (Section)	0:09.14 (Overall)
Top Speed [km/h] (Section)	68.0 (1200m)
Race State	Finished



Toowoomba QLD Professional  
 Race 2: RDO EQUIPMENT HORSCH BM58 Handicap - 1300m  
 02 December 2023 - 17:44  
 Track Rating: Good 4, Weather: Fine, Rail Position: +2m Entire



Section	Overall	1200m	1000m	800m	600m	400m	200m
Section Times	1:19.65 [3] (0:09.14)	1:10.51 [9] (0:10.90)	0:59.61 [9] (0:11.23)	0:48.38 [8] (0:11.81)	0:36.57 [7] (0:11.67)	0:24.90 [5] (0:12.25)	0:12.65 [3] (0:12.65)
Average Speed [km/h]	39.6	65.9	64.1	61.6	62.7	59.5	56.8
Top Speed [km/h]	61.5	68.0	65.9	63.5	63.8	61.4	58.1
Avg. Dist. to Rail [m]	5.3	0.5	0.8	2.9	2.9	4.7	5.7
Avg. Stride Freq. [Hz]	2.2	2.4	2.4	2.4	2.4	2.5	2.4
Avg. Stride Length [m]	5.2	7.4	7.4	7.2	7.1	6.8	6.7



- [ ] Ranking at each section and finish
- .-.- No data available at this section
- NA No data available



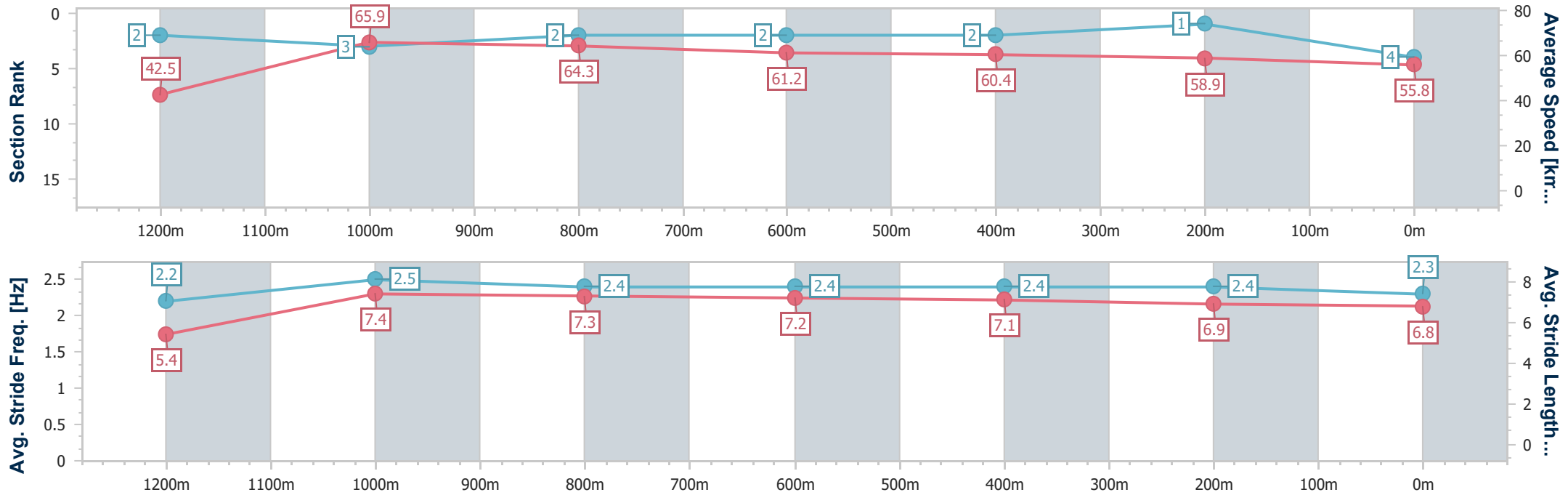
Horse/Jockey Name	Dragon Pins
Final Rank	4
Fastest Section Time (Section)	0:08.51 (Overall)
Top Speed [km/h] (Section)	66.7 (1200m)
Race State	Finished



Toowoomba QLD Professional  
 Race 2: RDO EQUIPMENT HORSCH BM58 Handicap - 1300m  
 02 December 2023 - 17:44  
 Track Rating: Good 4, Weather: Fine, Rail Position: +2m Entire



Section	Overall	1200m	1000m	800m	600m	400m	200m
Section Times	1:19.70 [4] (0:08.51)	1:11.19 [2] (0:10.95)	1:00.24 [3] (0:11.26)	0:48.98 [2] (0:11.84)	0:37.14 [2] (0:12.03)	0:25.11 [2] (0:12.26)	0:12.85 [1] (0:12.85)
Average Speed [km/h]	42.5	65.9	64.3	61.2	60.4	58.9	55.8
Top Speed [km/h]	62.9	66.7	66.4	62.1	61.5	60.6	58.5
Avg. Dist. to Rail [m]	8.2	3.1	2.0	1.8	1.4	0.9	0.5
Avg. Stride Freq. [Hz]	2.2	2.5	2.4	2.4	2.4	2.4	2.3
Avg. Stride Length [m]	5.4	7.4	7.3	7.2	7.1	6.9	6.8



- [ ] Ranking at each section and finish
- .-.- No data available at this section
- NA No data available



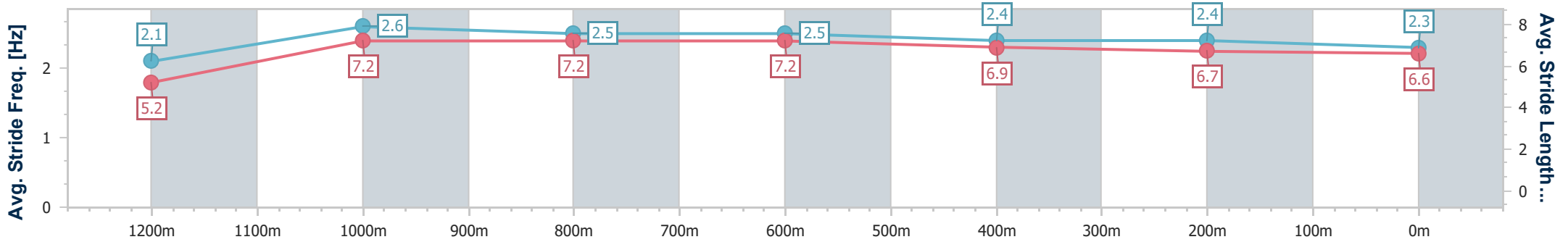
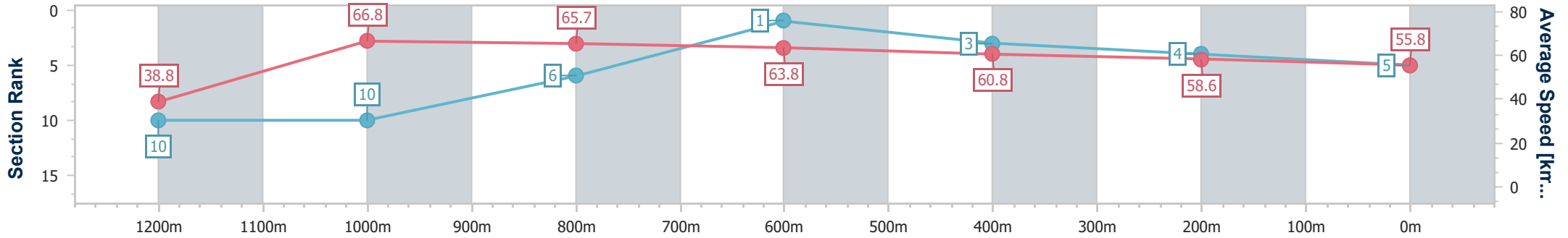
Horse/Jockey Name	Zou Zouamore
Final Rank	5
Fastest Section Time (Section)	0:09.27 (Overall)
Top Speed [km/h] (Section)	68.6 (1200m)
Race State	Finished



Toowoomba QLD Professional  
 Race 2: RDO EQUIPMENT HORSCH BM58 Handicap - 1300m  
 02 December 2023 - 17:44  
 Track Rating: Good 4, Weather: Fine, Rail Position: +2m Entire



Section	Overall	1200m	1000m	800m	600m	400m	200m
Section Times	1:20.00 [5] (0:09.27)	1:10.73 [10] (0:10.82)	0:59.91 [10] (0:11.03)	0:48.88 [6] (0:11.39)	0:37.49 [1] (0:12.12)	0:25.37 [3] (0:12.44)	0:12.93 [4] (0:12.93)
Average Speed [km/h]	38.8	66.8	65.7	63.8	60.8	58.6	55.8
Top Speed [km/h]	62.7	68.6	66.8	64.2	63.2	61.5	57.7
Avg. Dist. to Rail [m]	6.7	2.2	1.6	3.1	4.3	4.5	4.1
Avg. Stride Freq. [Hz]	2.1	2.6	2.5	2.5	2.4	2.4	2.3
Avg. Stride Length [m]	5.2	7.2	7.2	7.2	6.9	6.7	6.6



- [ ] Ranking at each section and finish
- .-.- No data available at this section
- NA No data available



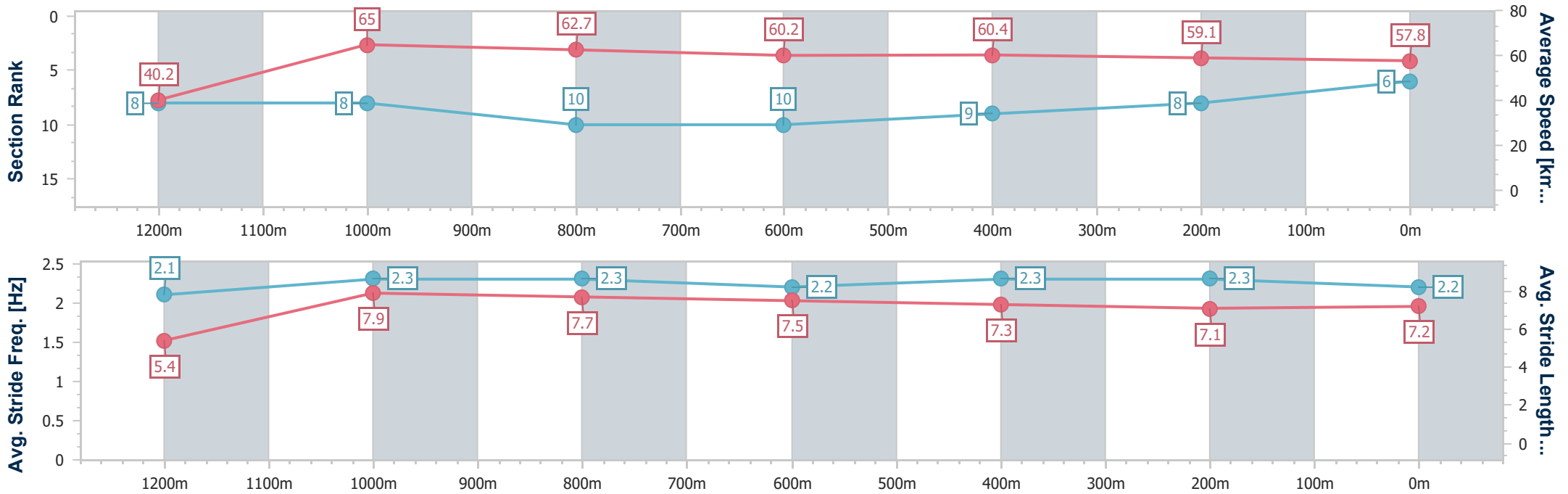
Horse/Jockey Name	Darchinian
Final Rank	6
Fastest Section Time (Section)	0:08.93 (Overall)
Top Speed [km/h] (Section)	66.3 (1200m)
Race State	Finished



Toowoomba QLD Professional  
 Race 2: RDO EQUIPMENT HORSCH BM58 Handicap - 1300m  
 02 December 2023 - 17:44  
 Track Rating: Good 4, Weather: Fine, Rail Position: +2m Entire



Section	Overall	1200m	1000m	800m	600m	400m	200m
Section Times	1:20.10 [6] (0:08.93)	1:11.17 [8] (0:11.08)	1:00.09 [8] (0:11.45)	0:48.64 [10] (0:11.91)	0:36.73 [10] (0:12.02)	0:24.71 [9] (0:12.25)	0:12.46 [8] (0:12.46)
Average Speed [km/h]	40.2	65.0	62.7	60.2	60.4	59.1	57.8
Top Speed [km/h]	63.4	66.3	65.1	62.1	63.2	60.1	58.2
Avg. Dist. to Rail [m]	1.6	1.8	1.1	0.6	1.6	2.4	6.5
Avg. Stride Freq. [Hz]	2.1	2.3	2.3	2.2	2.3	2.3	2.2
Avg. Stride Length [m]	5.4	7.9	7.7	7.5	7.3	7.1	7.2



- [ ] Ranking at each section and finish
- .-.- No data available at this section
- NA No data available





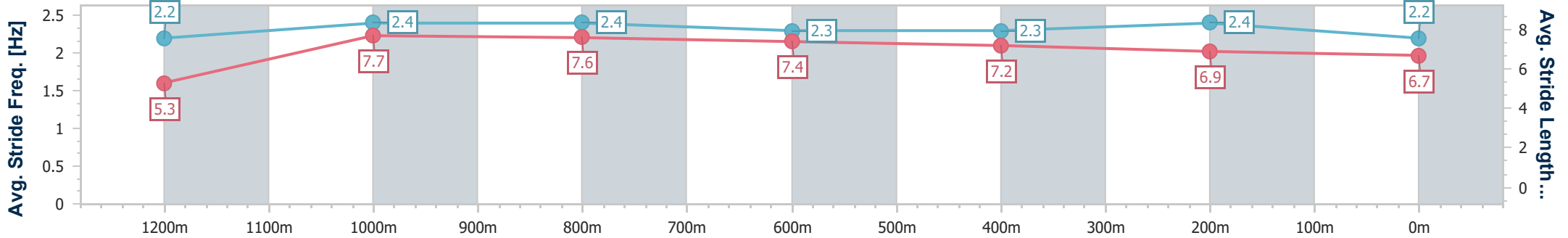
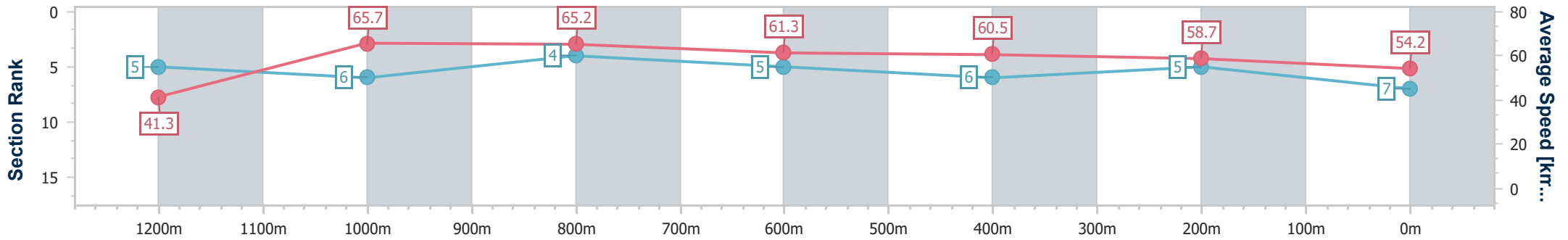
Horse/Jockey Name	Basil's Bow
Final Rank	7
Fastest Section Time (Section)	0:08.68 (Overall)
Top Speed [km/h] (Section)	67.8 (1200m)
Race State	Finished



Toowoomba QLD Professional  
 Race 2: RDO EQUIPMENT HORSCH BM58 Handicap - 1300m  
 02 December 2023 - 17:44  
 Track Rating: Good 4, Weather: Fine, Rail Position: +2m Entire



Section	Overall	1200m	1000m	800m	600m	400m	200m
Section Times	1:20.41 [7] (0:08.68)	1:11.73 [5] (0:11.00)	1:00.73 [6] (0:11.24)	0:49.49 [4] (0:11.85)	0:37.64 [5] (0:12.01)	0:25.63 [6] (0:12.37)	0:13.26 [5] (0:13.26)
Average Speed [km/h]	41.3	65.7	65.2	61.3	60.5	58.7	54.2
Top Speed [km/h]	61.3	67.8	67.0	62.2	61.9	59.9	58.2
Avg. Dist. to Rail [m]	9.7	5.3	4.7	3.1	2.1	2.7	2.6
Avg. Stride Freq. [Hz]	2.2	2.4	2.4	2.3	2.3	2.4	2.2
Avg. Stride Length [m]	5.3	7.7	7.6	7.4	7.2	6.9	6.7



- [ ] Ranking at each section and finish
- .-.- No data available at this section
- NA No data available



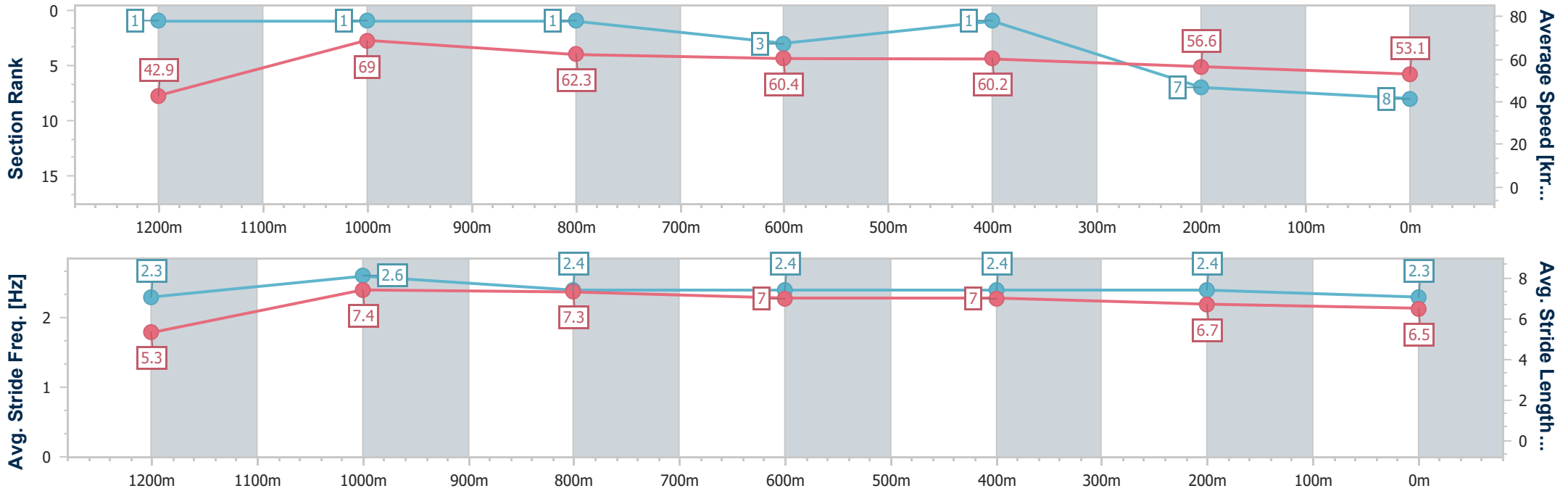
Horse/Jockey Name	Marcada
Final Rank	8
Fastest Section Time (Section)	0:08.37 (Overall)
Top Speed [km/h] (Section)	70.1 (1200m)
Race State	Finished



Toowoomba QLD Professional  
 Race 2: RDO EQUIPMENT HORSCH BM58 Handicap - 1300m  
 02 December 2023 - 17:44  
 Track Rating: Good 4, Weather: Fine, Rail Position: +2m Entire



Section	Overall	1200m	1000m	800m	600m	400m	200m
Section Times	1:20.89 [8] (0:08.37)	1:12.52 [1] (0:10.48)	1:02.04 [1] (0:11.73)	0:50.31 [1] (0:12.04)	0:38.27 [3] (0:11.95)	0:26.32 [1] (0:12.76)	0:13.56 [7]
Average Speed [km/h]	42.9	69.0	62.3	60.4	60.2	56.6	53.1
Top Speed [km/h]	65.1	70.1	65.9	61.7	61.6	58.4	54.9
Avg. Dist. to Rail [m]	11.8	5.9	3.3	3.1	1.0	1.7	2.1
Avg. Stride Freq. [Hz]	2.3	2.6	2.4	2.4	2.4	2.4	2.3
Avg. Stride Length [m]	5.3	7.4	7.3	7.0	7.0	6.7	6.5



- [ ] Ranking at each section and finish
- .-.- No data available at this section
- NA No data available



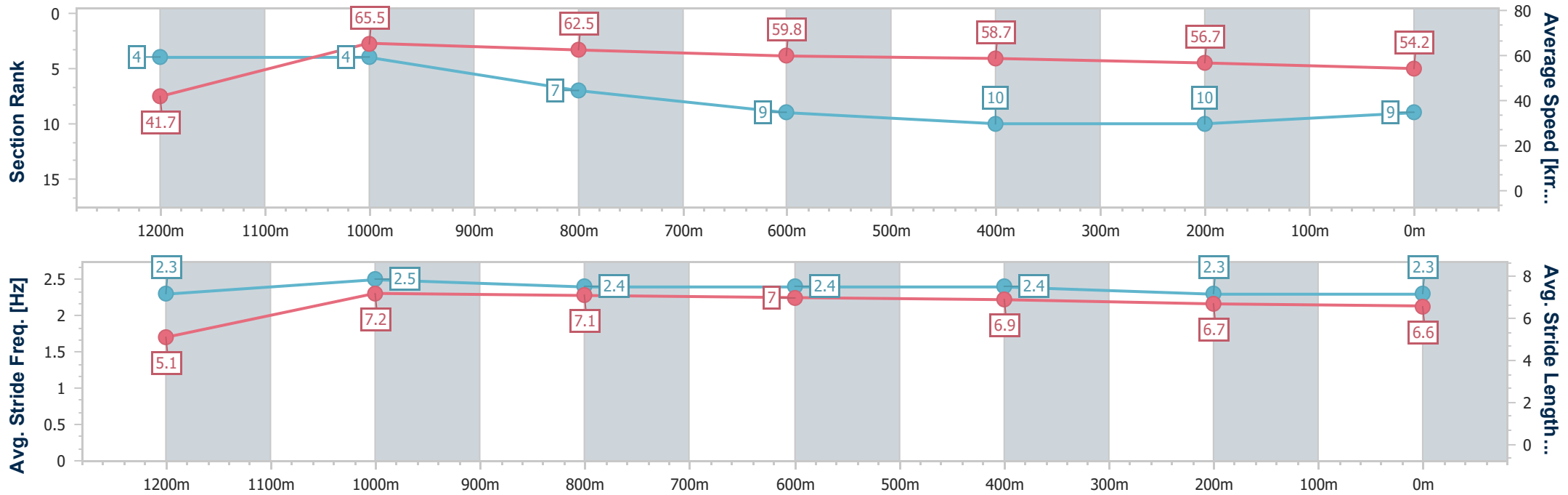
Horse/Jockey Name	Allora Enzo
Final Rank	9
Fastest Section Time (Section)	0:08.58 (Overall)
Top Speed [km/h] (Section)	66.6 (1200m)
Race State	Finished



Toowoomba QLD Professional  
 Race 2: RDO EQUIPMENT HORSCH BM58 Handicap - 1300m  
 02 December 2023 - 17:44  
 Track Rating: Good 4, Weather: Fine, Rail Position: +2m Entire



Section	Overall	1200m	1000m	800m	600m	400m	200m
Section Times	1:21.44 [9] (0:08.58)	1:12.86 [4] (0:11.00)	1:01.86 [4] (0:11.57)	0:50.29 [7] (0:12.06)	0:38.23 [9] (0:12.26)	0:25.97 [10] (0:12.70)	0:13.27 [10] (0:13.27)
Average Speed [km/h]	41.7	65.5	62.5	59.8	58.7	56.7	54.2
Top Speed [km/h]	65.3	66.6	65.8	60.6	59.9	57.4	55.4
Avg. Dist. to Rail [m]	3.5	0.5	0.4	0.7	0.3	2.1	4.6
Avg. Stride Freq. [Hz]	2.3	2.5	2.4	2.4	2.4	2.3	2.3
Avg. Stride Length [m]	5.1	7.2	7.1	7.0	6.9	6.7	6.6



- [ ] Ranking at each section and finish
- .-.- No data available at this section
- NA No data available



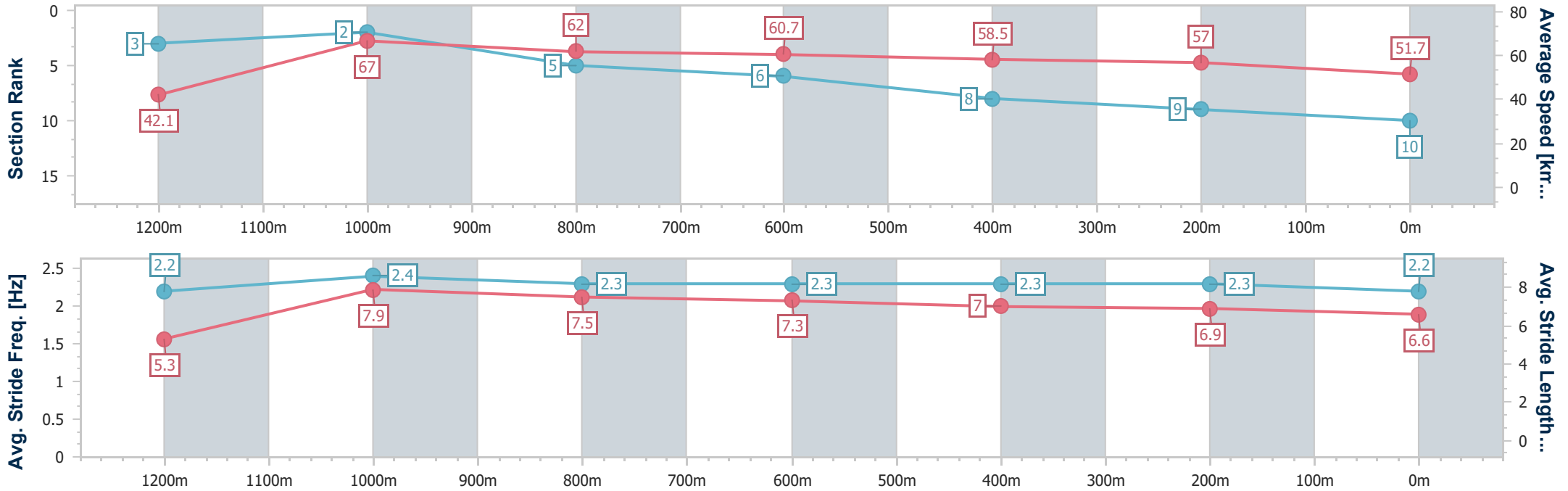
Horse/Jockey Name	Sip It Slow
Final Rank	10
Fastest Section Time (Section)	0:08.56 (Overall)
Top Speed [km/h] (Section)	68.9 (1200m)
Race State	Finished



Toowoomba QLD Professional  
 Race 2: RDO EQUIPMENT HORSCH BM58 Handicap - 1300m  
 02 December 2023 - 17:44  
 Track Rating: Good 4, Weather: Fine, Rail Position: +2m Entire



Section	Overall	1200m	1000m	800m	600m	400m	200m
Section Times	1:21.68 [10] (0:08.56)	1:13.12 [3] (0:10.79)	1:02.33 [2] (0:11.66)	0:50.67 [5] (0:11.82)	0:38.85 [6] (0:12.30)	0:26.55 [8] (0:12.64)	0:13.91 [9]
Average Speed [km/h]	42.1	67.0	62.0	60.7	58.5	57.0	51.7
Top Speed [km/h]	64.6	68.9	65.2	62.2	62.2	58.3	55.3
Avg. Dist. to Rail [m]	10.0	3.1	1.7	0.3	0.3	0.7	1.5
Avg. Stride Freq. [Hz]	2.2	2.4	2.3	2.3	2.3	2.3	2.2
Avg. Stride Length [m]	5.3	7.9	7.5	7.3	7.0	6.9	6.6



- [ ] Ranking at each section and finish
- .-.- No data available at this section
- NA No data available