



# Toowoomba QLD Professional

## Race 1: RDO EQUIPMENT JOHN DEERE BM62 Handicap - 1000m

02 December 2023 - 17:05



Track Rating: Good 4, Weather: Fine, Rail Position: +2m Entire

Section												Last 600m					
Field Times												0:35.04					
		Overall	800m	600m	400m	200m											
		0:59.81 (0:13.86)	0:45.95 (0:10.91)	0:35.04 (0:11.58)	0:23.46 (0:11.62)	0:11.84 (0:11.84)											
Rank	TAB	Horse/Jockey	Barrier	Top Speed [km/h]	Fastest Section											Margin	Distance Travelled [m]
1	7	<b>STAROSKA</b> Brodie Loy	8	67.9 800m	0:10.98 800m	0:59.81 [1] (0:14.12)	0:45.69 [4] (0:10.98)	0:34.71 [3] (0:11.39)	0:23.32 [3] (0:11.48)	0:11.84 [1] (0:11.84)	0:59.81	0:34.71					
2	4	<b>COPPER SUNSET</b> Paul Hamblin	9	66.7 800m	0:11.13 800m	1:00.12 [2] (0:14.11)	0:46.01 [3] (0:11.13)	0:34.88 [6] (0:11.49)	0:23.39 [6] (0:11.52)	0:11.87 [4] (0:11.87)	1.8L	0:34.88	+2				
3	11	<b>CONNEWARRE</b> Les Tilley	4	67.6 800m	0:11.02 800m	1:00.15 [3] (0:14.20)	0:45.95 [5] (0:11.02)	0:34.93 [4] (0:11.44)	0:23.49 [5] (0:11.61)	0:11.88 [5] (0:11.88)	2L	0:34.93	-6				
4	9	<b>SONGZILLA</b> Georgina Cartwright	2	68.0 800m	0:11.00 800m	1:00.20 [4] (0:13.86)	0:46.34 [1] (0:11.00)	0:35.34 [2] (0:11.52)	0:23.82 [2] (0:11.62)	0:12.20 [2] (0:12.20)	2.2L	0:35.34	-6				
5	8	<b>VOULAIT</b> Luke Tarrant	3	68.7 Overall	0:10.87 800m	1:00.23 [5] (0:13.90)	0:46.33 [2] (0:10.87)	0:35.46 [1] (0:11.58)	0:23.88 [1] (0:11.75)	0:12.13 [3] (0:12.13)	2.3L	0:35.46	-2				
6	10	<b>ORSETTO</b> Karl Zechner	10	67.2 800m	0:10.97 800m	1:00.31 [6] (0:14.45)	0:45.86 [8] (0:10.97)	0:34.89 [9] (0:11.36)	0:23.53 [7] (0:11.62)	0:11.91 [7] (0:11.91)	2.8L	0:34.89	+0				
7	12	<b>MISSY'S READY</b> Jason Taylor	5	66.4 800m	0:11.14 800m	1:00.33 [7] (0:14.20)	0:46.13 [6] (0:11.14)	0:34.99 [7] (0:11.47)	0:23.52 [8] (0:11.55)	0:11.97 [6] (0:11.97)	2.9L	0:34.99	-1				
8	1	<b>QUACKERY</b> Justin Stanley	7	68.6 800m	0:10.90 800m	1:00.48 [8] (0:14.51)	0:45.97 [9] (0:10.90)	0:35.07 [8] (0:11.61)	0:23.46 [10] (0:11.51)	0:11.95 [10] (0:11.95)	3.7L	0:35.07	+0				
9	6	<b>KWAMI</b> Tyler Leslight	12	68.2 800m	0:10.97 800m	1:00.70 [9] (0:14.25)	0:46.45 [7] (0:10.97)	0:35.48 [5] (0:11.40)	0:24.08 [4] (0:11.82)	0:12.26 [8] (0:12.26)	5L	0:35.48	+5				
10	3	<b>DRATINI</b> Chris Meehan	11	67.0 800m	0:10.86 800m	1:00.78 [10] (0:14.69)	0:46.09 [10] (0:10.86)	0:35.23 [10] (0:11.35)	0:23.88 [9] (0:11.62)	0:12.26 [9] (0:12.26)	5.5L	0:35.23	-4				

Scratched: Uno Moon (#2), Flank Speed (#5), Dad's Lad (#13), Hero's Trinket (#14), Electric (#15), Better Than Roses (#16)

[ ] Ranking at each section and finish  
 -:-:- No data available at this section  
 NA No data available

SCN Saddle cloth number  
 DNF Did not finish  
 DNT Did not track



Horse/Jockey Name	Staroshka
Final Rank	1
Fastest Section Time (Section)	0:10.98 (800m)
Top Speed [km/h] (Section)	67.9 (800m)
Race State	Finished



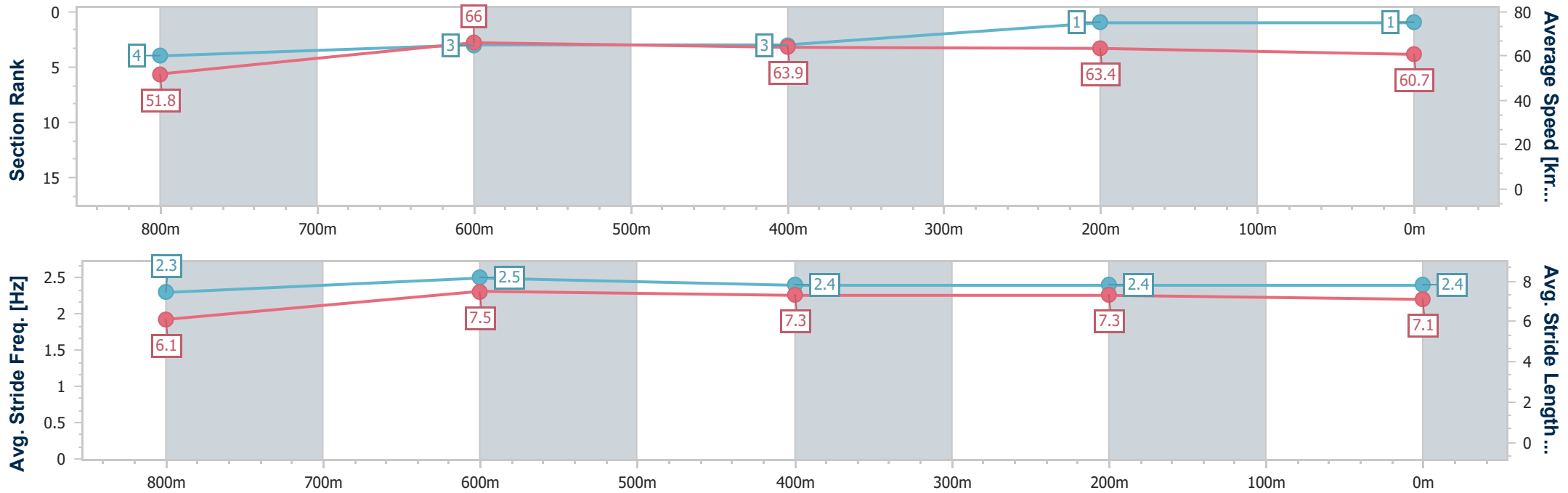
Toowoomba QLD Professional  
Race 1: RDO EQUIPMENT JOHN DEERE BM62 Handicap - 1000m



02 December 2023 - 17:05

Track Rating: Good 4, Weather: Fine, Rail Position: +2m Entire

Section	Overall	800m	600m	400m	200m
Section Times	0:59.81 [1] (0:14.12)	0:45.69 [4] (0:10.98)	0:34.71 [3] (0:11.39)	0:23.32 [3] (0:11.48)	0:11.84 [1] (0:11.84)
Average Speed [km/h]	51.8	66.0	63.9	63.4	60.7
Top Speed [km/h]	66.8	67.9	65.3	64.5	63.7
Avg. Dist. to Rail [m]	5.4	3.1	2.1	2.4	2.0
Avg. Stride Freq. [Hz]	2.3	2.5	2.4	2.4	2.4
Avg. Stride Length [m]	6.1	7.5	7.3	7.3	7.1



- [ ] Ranking at each section and finish
- .-.- No data available at this section
- NA No data available



Horse/Jockey Name	Copper Sunset
Final Rank	2
Fastest Section Time (Section)	0:11.13 (800m)
Top Speed [km/h] (Section)	66.7 (800m)
Race State	Finished



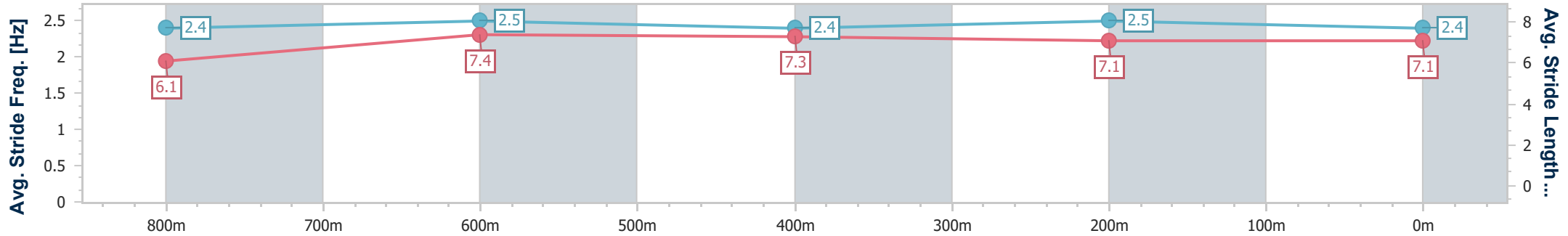
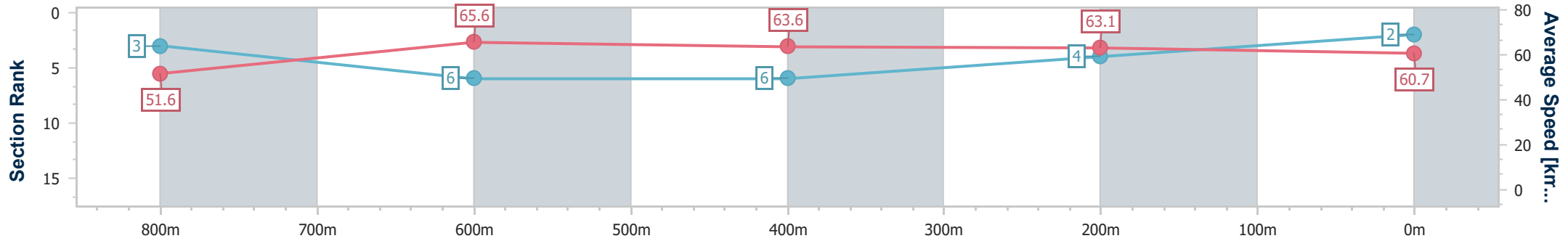
Toowoomba QLD Professional  
Race 1: RDO EQUIPMENT JOHN DEERE BM62 Handicap - 1000m



02 December 2023 - 17:05

Track Rating: Good 4, Weather: Fine, Rail Position: +2m Entire

Section	Overall	800m	600m	400m	200m
Section Times	1:00.12 [2] (0:14.11)	0:46.01 [3] (0:11.13)	0:34.88 [6] (0:11.49)	0:23.39 [6] (0:11.52)	0:11.87 [4] (0:11.87)
Average Speed [km/h]	51.6	65.6	63.6	63.1	60.7
Top Speed [km/h]	65.3	66.7	65.7	64.1	62.9
Avg. Dist. to Rail [m]	4.6	4.0	3.2	3.4	2.6
Avg. Stride Freq. [Hz]	2.4	2.5	2.4	2.5	2.4
Avg. Stride Length [m]	6.1	7.4	7.3	7.1	7.1



- [ ] Ranking at each section and finish
- .-.- No data available at this section
- NA No data available



Horse/Jockey Name	Connewarre
Final Rank	3
Fastest Section Time (Section)	0:11.02 (800m)
Top Speed [km/h] (Section)	67.6 (800m)
Race State	Finished



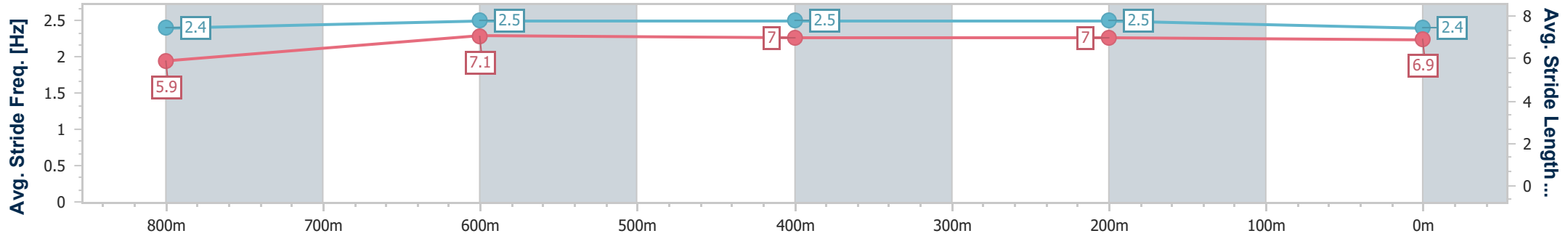
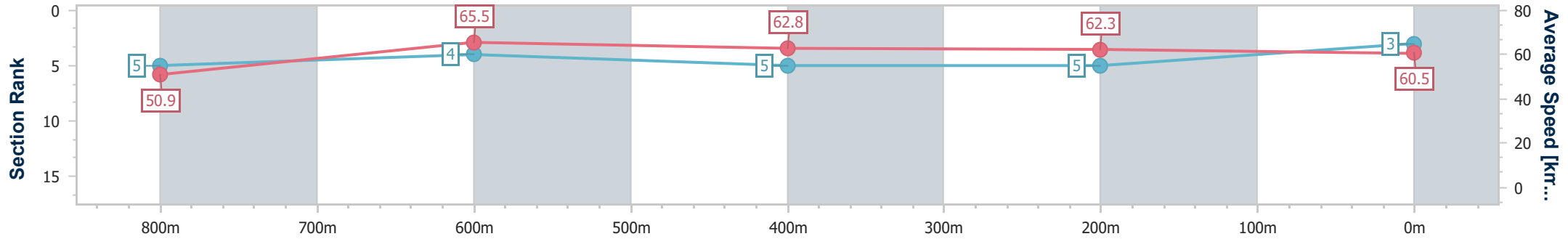
Toowoomba QLD Professional  
Race 1: RDO EQUIPMENT JOHN DEERE BM62 Handicap - 1000m



02 December 2023 - 17:05

Track Rating: Good 4, Weather: Fine, Rail Position: +2m Entire

Section	Overall	800m	600m	400m	200m
Section Times	1:00.15 [3] (0:14.20)	0:45.95 [5] (0:11.02)	0:34.93 [4] (0:11.44)	0:23.49 [5] (0:11.61)	0:11.88 [5] (0:11.88)
Average Speed [km/h]	50.9	65.5	62.8	62.3	60.5
Top Speed [km/h]	65.3	67.6	65.3	63.9	62.4
Avg. Dist. to Rail [m]	3.8	0.6	1.0	1.2	1.4
Avg. Stride Freq. [Hz]	2.4	2.5	2.5	2.5	2.4
Avg. Stride Length [m]	5.9	7.1	7.0	7.0	6.9



- [ ] Ranking at each section and finish
- .-.- No data available at this section
- NA No data available



Horse/Jockey Name	Songzilla
Final Rank	4
Fastest Section Time (Section)	0:11.00 (800m)
Top Speed [km/h] (Section)	68.0 (800m)
Race State	Finished



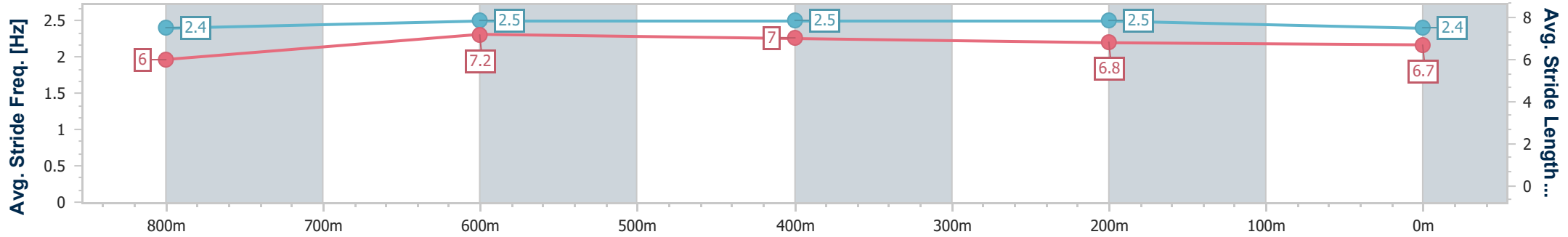
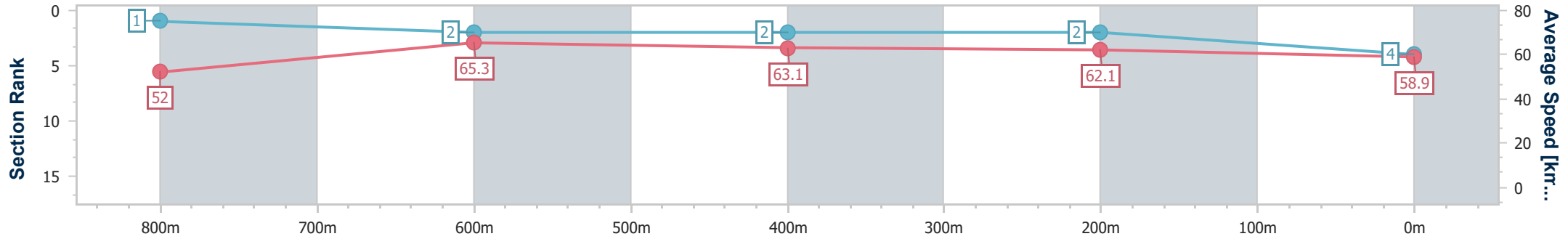
Toowoomba QLD Professional  
Race 1: RDO EQUIPMENT JOHN DEERE BM62 Handicap - 1000m



02 December 2023 - 17:05

Track Rating: Good 4, Weather: Fine, Rail Position: +2m Entire

Section	Overall	800m	600m	400m	200m
Section Times	1:00.20 [4] (0:13.86)	0:46.34 [1] (0:11.00)	0:35.34 [2] (0:11.52)	0:23.82 [2] (0:11.62)	0:12.20 [2] (0:12.20)
Average Speed [km/h]	52.0	65.3	63.1	62.1	58.9
Top Speed [km/h]	67.0	68.0	64.6	62.9	61.9
Avg. Dist. to Rail [m]	1.7	0.4	1.5	0.8	0.2
Avg. Stride Freq. [Hz]	2.4	2.5	2.5	2.5	2.4
Avg. Stride Length [m]	6.0	7.2	7.0	6.8	6.7



- [ ] Ranking at each section and finish
- .-.- No data available at this section
- NA No data available



Horse/Jockey Name	Voulait
Final Rank	5
Fastest Section Time (Section)	0:10.87 (800m)
Top Speed [km/h] (Section)	68.7 (Overall)
Race State	Finished



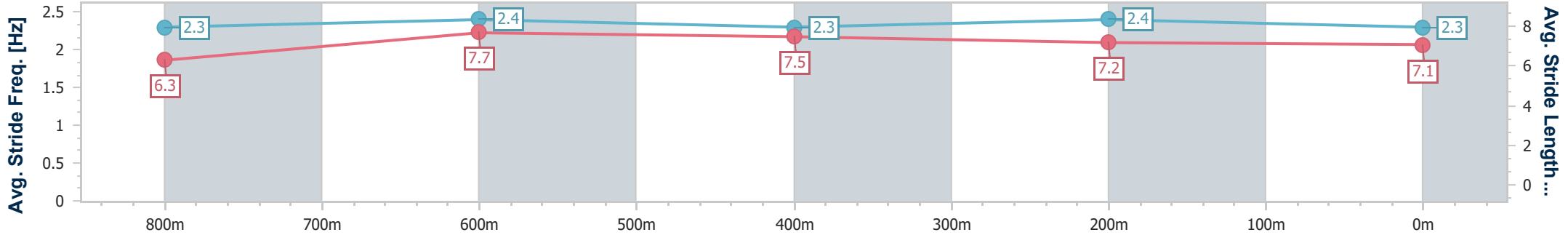
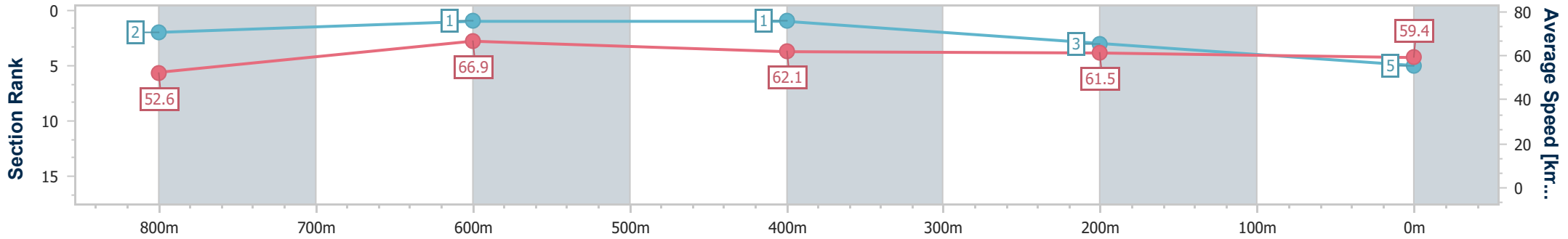
Toowoomba QLD Professional  
Race 1: RDO EQUIPMENT JOHN DEERE BM62 Handicap - 1000m



02 December 2023 - 17:05

Track Rating: Good 4, Weather: Fine, Rail Position: +2m Entire

Section	Overall	800m	600m	400m	200m
Section Times	1:00.23 [5] (0:13.90)	0:46.33 [2] (0:10.87)	0:35.46 [1] (0:11.58)	0:23.88 [1] (0:11.75)	0:12.13 [3] (0:12.13)
Average Speed [km/h]	52.6	66.9	62.1	61.5	59.4
Top Speed [km/h]	68.7	68.7	65.6	63.5	62.2
Avg. Dist. to Rail [m]	6.3	2.8	1.1	0.9	1.4
Avg. Stride Freq. [Hz]	2.3	2.4	2.3	2.4	2.3
Avg. Stride Length [m]	6.3	7.7	7.5	7.2	7.1



- [ ] Ranking at each section and finish
- .-.- No data available at this section
- NA No data available



Horse/Jockey Name	Orsetto
Final Rank	6
Fastest Section Time (Section)	0:10.97 (800m)
Top Speed [km/h] (Section)	67.2 (800m)
Race State	Finished



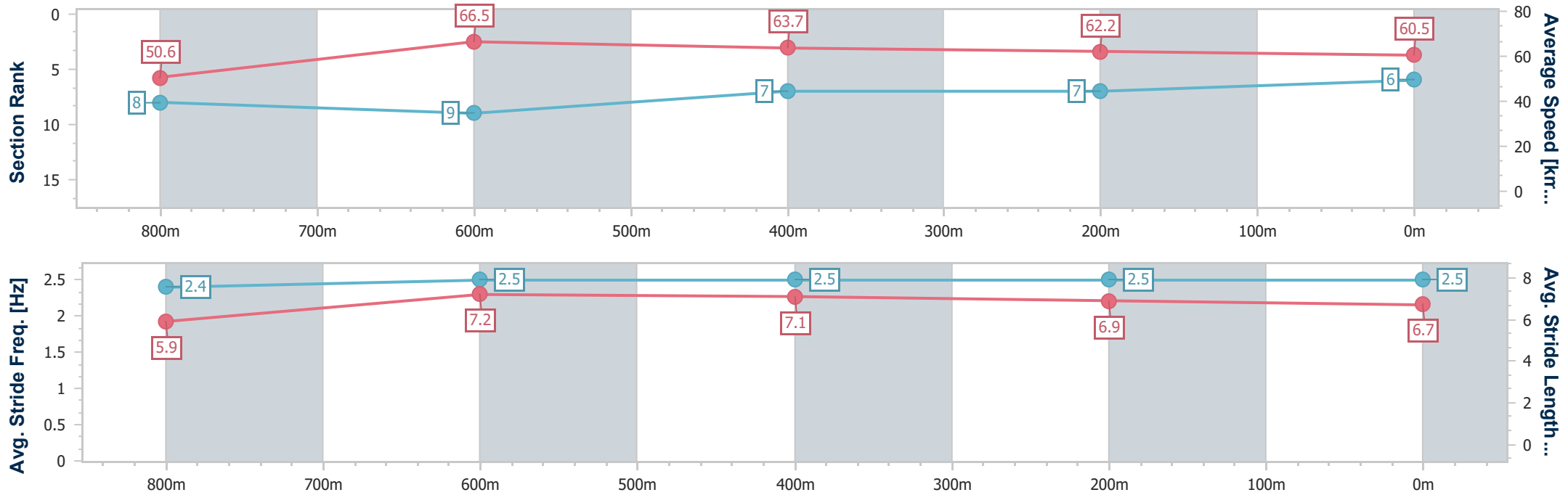
Toowoomba QLD Professional  
Race 1: RDO EQUIPMENT JOHN DEERE BM62 Handicap - 1000m



02 December 2023 - 17:05

Track Rating: Good 4, Weather: Fine, Rail Position: +2m Entire

Section	Overall	800m	600m	400m	200m
Section Times	1:00.31 [6] (0:14.45)	0:45.86 [8] (0:10.97)	0:34.89 [9] (0:11.36)	0:23.53 [7] (0:11.62)	0:11.91 [7] (0:11.91)
Average Speed [km/h]	50.6	66.5	63.7	62.2	60.5
Top Speed [km/h]	66.2	67.2	65.5	63.2	62.4
Avg. Dist. to Rail [m]	7.4	2.9	1.3	1.8	2.8
Avg. Stride Freq. [Hz]	2.4	2.5	2.5	2.5	2.5
Avg. Stride Length [m]	5.9	7.2	7.1	6.9	6.7



- [ ] Ranking at each section and finish
- .-.- No data available at this section
- NA No data available



Horse/Jockey Name	Missy's Ready
Final Rank	7
Fastest Section Time (Section)	0:11.14 (800m)
Top Speed [km/h] (Section)	66.4 (800m)
Race State	Finished



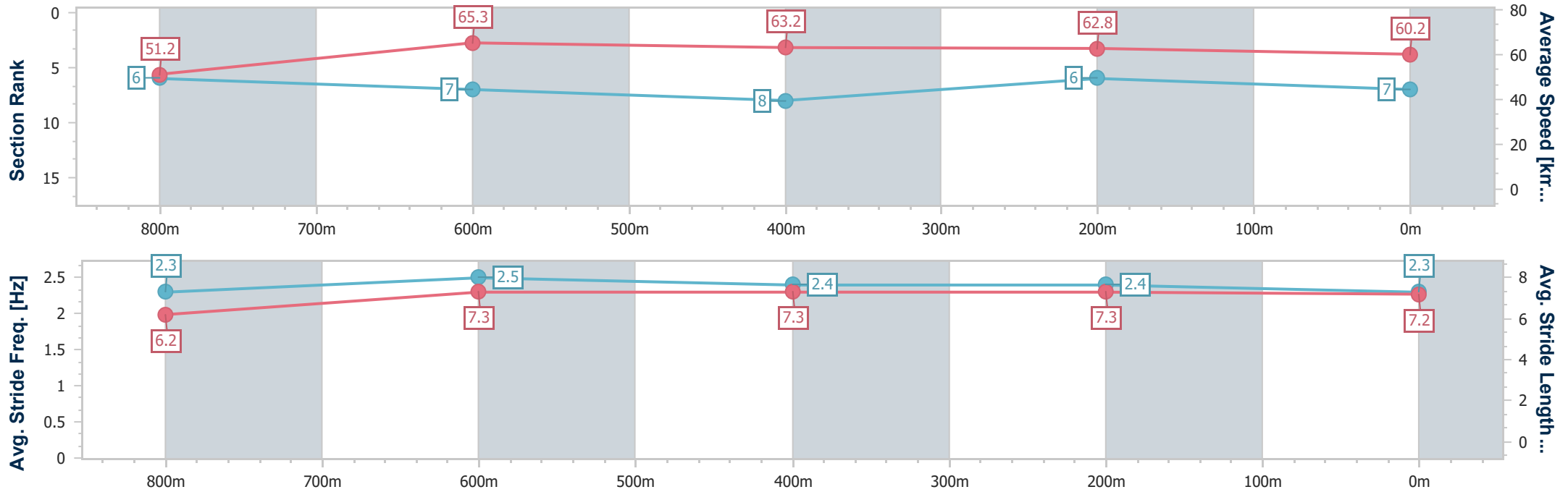
Toowoomba QLD Professional  
Race 1: RDO EQUIPMENT JOHN DEERE BM62 Handicap - 1000m



02 December 2023 - 17:05

Track Rating: Good 4, Weather: Fine, Rail Position: +2m Entire

Section	Overall	800m	600m	400m	200m
Section Times	1:00.33 [7] (0:14.20)	0:46.13 [6] (0:11.14)	0:34.99 [7] (0:11.47)	0:23.52 [8] (0:11.55)	0:11.97 [6] (0:11.97)
Average Speed [km/h]	51.2	65.3	63.2	62.8	60.2
Top Speed [km/h]	65.9	66.4	63.9	63.7	61.1
Avg. Dist. to Rail [m]	3.7	2.5	1.4	2.2	2.2
Avg. Stride Freq. [Hz]	2.3	2.5	2.4	2.4	2.3
Avg. Stride Length [m]	6.2	7.3	7.3	7.3	7.2



- [ ] Ranking at each section and finish
- .-.- No data available at this section
- NA No data available





Horse/Jockey Name	Quackery
Final Rank	8
Fastest Section Time (Section)	0:10.90 (800m)
Top Speed [km/h] (Section)	68.6 (800m)
Race State	Finished



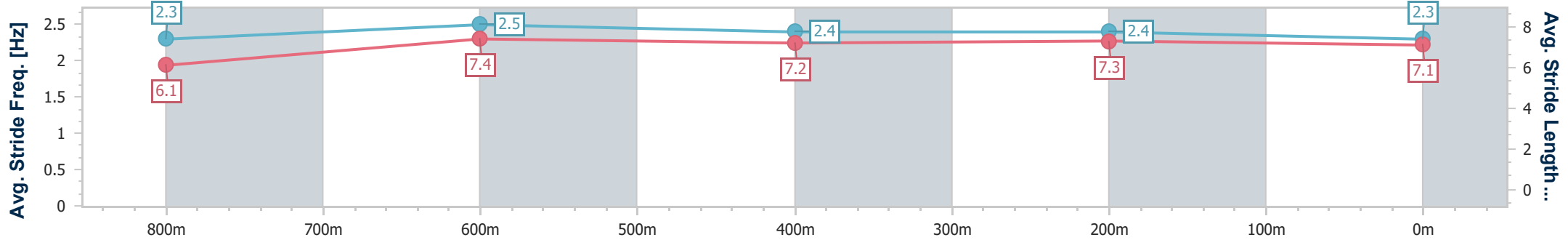
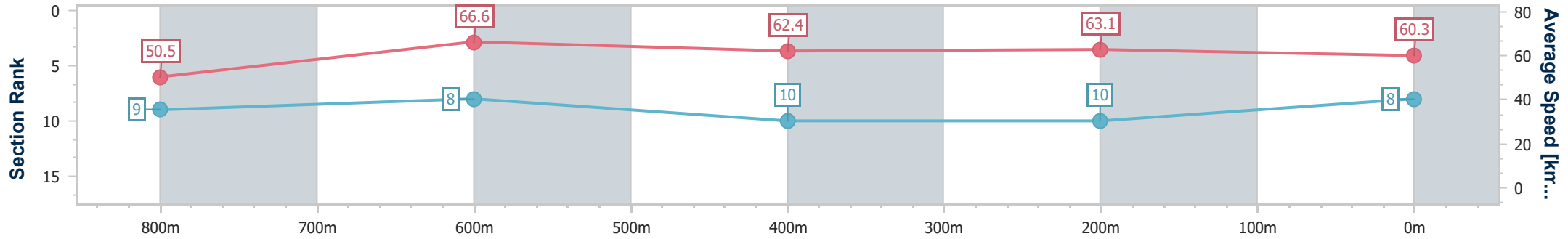
Toowoomba QLD Professional  
 Race 1: RDO EQUIPMENT JOHN DEERE BM62 Handicap - 1000m



02 December 2023 - 17:05

Track Rating: Good 4, Weather: Fine, Rail Position: +2m Entire

Section	Overall	800m	600m	400m	200m
Section Times	1:00.48 [8] (0:14.51)	0:45.97 [9] (0:10.90)	0:35.07 [8] (0:11.61)	0:23.46 [10] (0:11.51)	0:11.95 [10] (0:11.95)
Average Speed [km/h]	50.5	66.6	62.4	63.1	60.3
Top Speed [km/h]	67.1	68.6	64.3	64.6	63.9
Avg. Dist. to Rail [m]	4.8	3.0	1.9	2.9	2.8
Avg. Stride Freq. [Hz]	2.3	2.5	2.4	2.4	2.3
Avg. Stride Length [m]	6.1	7.4	7.2	7.3	7.1



- [ ] Ranking at each section and finish
- .-.- No data available at this section
- NA No data available



Horse/Jockey Name	Kwami
Final Rank	9
Fastest Section Time (Section)	0:10.97 (800m)
Top Speed [km/h] (Section)	68.2 (800m)
Race State	Finished



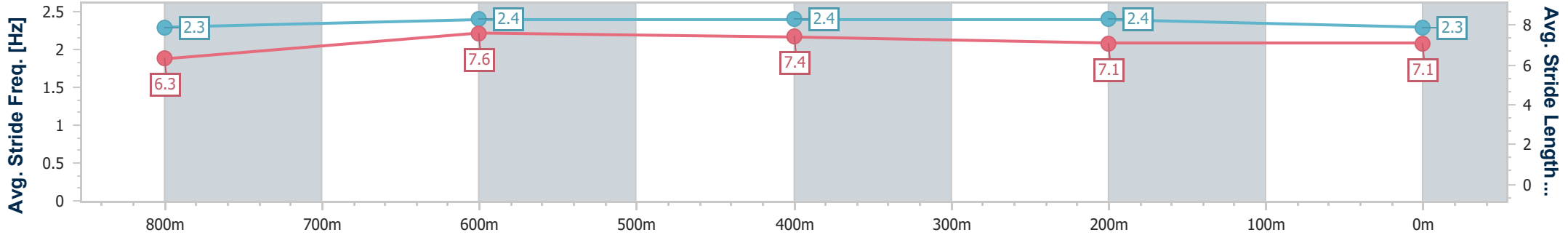
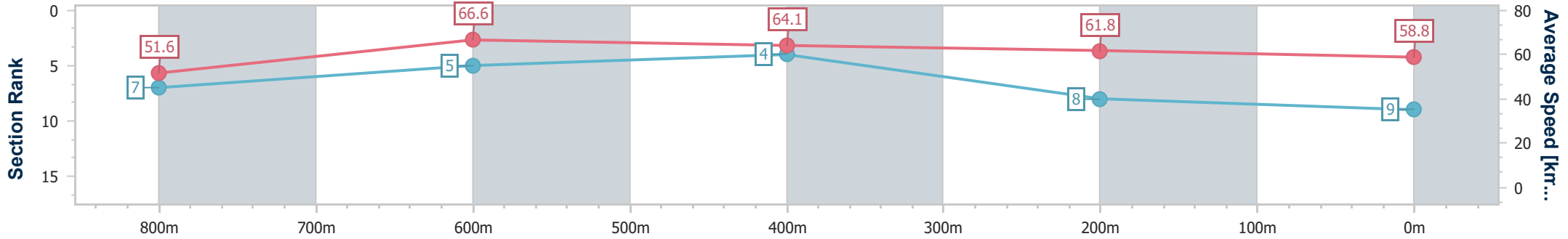
Toowoomba QLD Professional  
Race 1: RDO EQUIPMENT JOHN DEERE BM62 Handicap - 1000m



02 December 2023 - 17:05

Track Rating: Good 4, Weather: Fine, Rail Position: +2m Entire

Section	Overall	800m	600m	400m	200m
Section Times	1:00.70 [9] (0:14.25)	0:46.45 [7] (0:10.97)	0:35.48 [5] (0:11.40)	0:24.08 [4] (0:11.82)	0:12.26 [8] (0:12.26)
Average Speed [km/h]	51.6	66.6	64.1	61.8	58.8
Top Speed [km/h]	66.8	68.2	66.4	63.2	60.8
Avg. Dist. to Rail [m]	7.5	4.9	3.3	4.1	3.6
Avg. Stride Freq. [Hz]	2.3	2.4	2.4	2.4	2.3
Avg. Stride Length [m]	6.3	7.6	7.4	7.1	7.1



- [ ] Ranking at each section and finish
- .-.- No data available at this section
- NA No data available



Horse/Jockey Name	Dratini
Final Rank	10
Fastest Section Time (Section)	0:10.86 (800m)
Top Speed [km/h] (Section)	67.0 (800m)
Race State	Finished



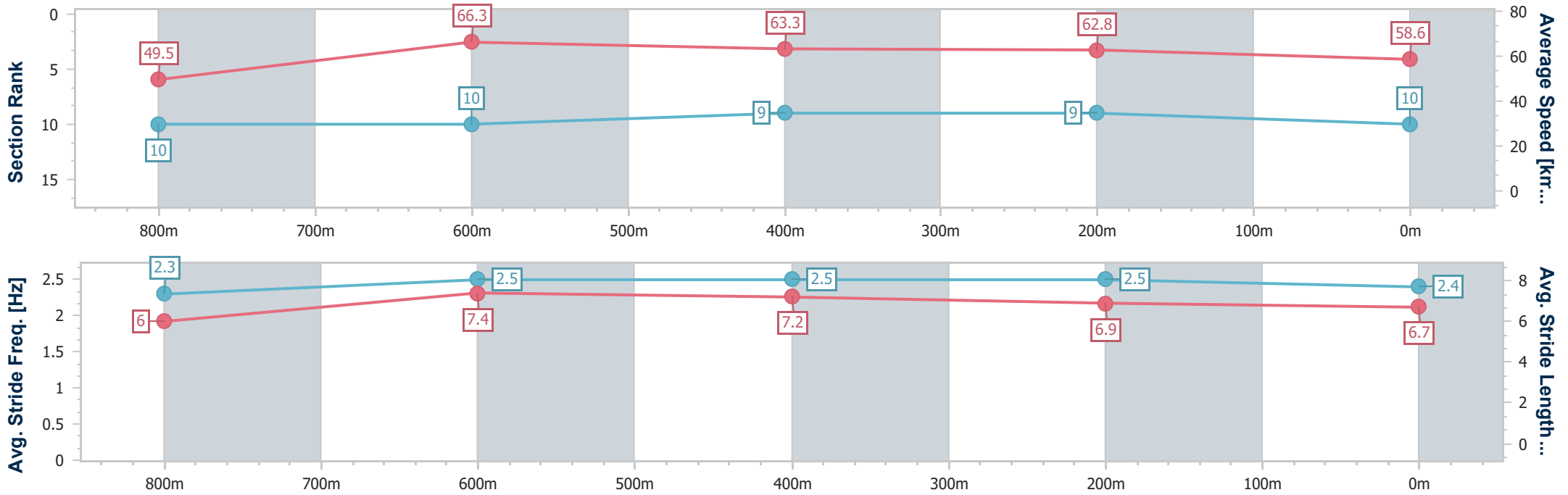
Toowoomba QLD Professional  
Race 1: RDO EQUIPMENT JOHN DEERE BM62 Handicap - 1000m



02 December 2023 - 17:05

Track Rating: Good 4, Weather: Fine, Rail Position: +2m Entire

Section	Overall	800m	600m	400m	200m
Section Times	1:00.78 [10] (0:14.69)	0:46.09 [10] (0:10.86)	0:35.23 [10] (0:11.35)	0:23.88 [9] (0:11.62)	0:12.26 [9] (0:12.26)
Average Speed [km/h]	49.5	66.3	63.3	62.8	58.6
Top Speed [km/h]	66.2	67.0	64.9	63.4	61.3
Avg. Dist. to Rail [m]	6.9	0.4	0.5	3.8	5.3
Avg. Stride Freq. [Hz]	2.3	2.5	2.5	2.5	2.4
Avg. Stride Length [m]	6.0	7.4	7.2	6.9	6.7



- [ ] Ranking at each section and finish
- .-.- No data available at this section
- NA No data available