



Doomben QLD Professional
Race 2: NOVA 106.9 THE EAGLE WAY - 2000m
02 December 2023 - 12:38



BRISBANE
RACING CLUB

Track Rating: Heavy 8, Weather: Fine, Rail Position: +1m Entire Course

Section		Overall	1800m	1600m	1400m	1200m	1000m	800m	Last 600m				
Field Times		2:04.65 (0:14.71)	1:49.94 (0:12.23)	1:37.71 (0:12.10)	1:25.61 (0:13.40)	1:12.21 (0:12.72)	0:59.49 (0:12.17)	0:47.32 (0:11.91)	0:35.41				
Rank	TAB Horse/Jockey	Barrier	Top Speed [km/h]	Fastest Section									Distance Travelled [m]
1	3 MORE TROUBLE Corey Bayliss	3	65.2 600m	0:11.35 400m	2:04.65 [1] (0:15.06)	1:49.59 [3] (0:12.36)	1:37.23 [5] (0:12.74)	1:24.49 [5] (0:12.86)	1:11.63 [5] (0:13.02)	0:58.61 [5] (0:12.14)	0:46.47 [5] (0:11.62)	0:34.85	
2	4 SHY GUY James Orman	1	64.2 400m	0:11.31 600m	2:04.74 [2] (0:14.86)	1:49.88 [2] (0:12.08)	1:37.80 [1] (0:12.10)	1:25.70 [1] (0:13.40)	1:12.30 [1] (0:12.72)	0:59.58 [1] (0:12.20)	0:47.38 [2] (0:11.88)	0:35.50	-4
3	2 FELIX THE SCAT Ryan Maloney	4	64.5 400m	0:11.43 600m	2:04.78 [3] (0:15.15)	1:49.63 [5] (0:11.89)	1:37.74 [3] (0:12.48)	1:25.26 [2] (0:13.07)	1:12.19 [2] (0:12.85)	0:59.34 [3] (0:12.09)	0:47.25 [3] (0:11.93)	0:35.32	+4
4	6 WINSOME STAR Jaden Lloyd	7	64.0 400m	0:11.37 600m	2:05.28 [4] (0:15.28)	1:50.00 [6] (0:12.35)	1:37.65 [6] (0:12.89)	1:24.76 [7] (0:12.82)	1:11.94 [7] (0:12.96)	0:58.98 [6] (0:12.07)	0:46.91 [6] (0:11.74)	0:35.17	+8
5	7 HUSSY EMPRESS Cejay Graham	2	62.8 600m	0:11.72 600m	2:05.69 [5] (0:14.71)	1:50.98 [1] (0:12.31)	1:38.67 [2] (0:12.70)	1:25.97 [3] (0:12.90)	1:13.07 [3] (0:12.67)	1:00.40 [2] (0:12.04)	0:48.36 [1] (0:12.00)	0:36.36	+5
6	1 ENCODER Damien Thornton	5	63.5 600m	0:11.57 600m	2:05.99 [6] (0:15.07)	1:50.92 [4] (0:12.27)	1:38.65 [4] (0:12.76)	1:25.89 [4] (0:12.85)	1:13.04 [4] (0:12.83)	1:00.21 [4] (0:11.97)	0:48.24 [4] (0:11.79)	0:36.45	+7
7	8 BILPA MOREA Mark Du Plessis	6	63.5 600m	0:11.37 600m	2:06.16 [7] (0:15.48)	1:50.68 [7] (0:12.22)	1:38.46 [7] (0:12.74)	1:25.72 [6] (0:12.86)	1:12.86 [6] (0:13.14)	0:59.72 [7] (0:11.96)	0:47.76 [7] (0:11.70)	0:36.06	+1
8	5 RED DEFCON Samantha Collett	8	65.0 800m	0:11.41 800m	2:06.28 [8] (0:15.55)	1:50.73 [8] (0:12.23)	1:38.50 [8] (0:12.79)	1:25.71 [8] (0:12.85)	1:12.86 [8] (0:13.06)	0:59.80 [8] (0:11.94)	0:47.86 [8] (0:11.41)	0:36.45	+10

[] Ranking at each section and finish
 -:-:- No data available at this section
 NA No data available

SCN Saddle cloth number
 DNF Did not finish
 DNT Did not track



Doomben QLD Professional
Race 2: NOVA 106.9 THE EAGLE WAY - 2000m
02 December 2023 - 12:38



Track Rating: Heavy 8, Weather: Fine, Rail Position: +1m Entire Course

Section					600m	400m	200m				
Field Times					0:35.41 (0:11.31)	0:24.10 (0:11.49)	0:12.61 (0:12.61)	Last 600m			
								0:35.41			
Rank	TAB Horse/Jockey	Barrier	Top Speed [km/h]	Fastest Section				Margin			
											Distance Travelled [m]
1	3 MORE TROUBLE Corey Bayliss	3	65.2 600m	0:11.35 400m	0:34.85 [5] (0:11.42)	0:23.43 [5] (0:11.35)	0:12.08 [3] (0:12.08)	2:04.65	0:34.85		
2	4 SHY GUY James Orman	1	64.2 400m	0:11.31 600m	0:35.50 [1] (0:11.31)	0:24.19 [1] (0:11.49)	0:12.70 [1] (0:12.70)	0.53L	0:35.50 -4		
3	2 FELIX THE SCAT Ryan Maloney	4	64.5 400m	0:11.43 600m	0:35.32 [3] (0:11.43)	0:23.89 [2] (0:11.47)	0:12.42 [2] (0:12.42)	0.76L	0:35.32 +4		
4	6 WINSOME STAR Jaden Lloyd	7	64.0 400m	0:11.37 600m	0:35.17 [8] (0:11.37)	0:23.80 [8] (0:11.37)	0:12.43 [5] (0:12.43)	3.68L	0:35.17 +8		
5	7 HUSSY EMPRESS Cejay Graham	2	62.8 600m	0:11.72 600m	0:36.36 [2] (0:11.72)	0:24.64 [3] (0:11.78)	0:12.86 [4] (0:12.86)	6.09L	0:36.36 +5		
6	1 ENCODER Damien Thornton	5	63.5 600m	0:11.57 600m	0:36.45 [4] (0:11.57)	0:24.88 [4] (0:11.83)	0:13.05 [6] (0:13.05)	7.87L	0:36.45 +7		
7	8 BILPA MOREA Mark Du Plessis	6	63.5 600m	0:11.37 600m	0:36.06 [7] (0:11.37)	0:24.69 [7] (0:11.81)	0:12.88 [8] (0:12.88)	8.88L	0:36.06 +1		
8	5 RED DEFCON Samantha Collett	8	65.0 800m	0:11.41 800m	0:36.45 [6] (0:11.45)	0:25.00 [6] (0:11.80)	0:13.20 [7] (0:13.20)	9.57L	0:36.45 +10		

[] Ranking at each section and finish
 -:-:- No data available at this section
 NA No data available

SCN Saddle cloth number
 DNF Did not finish
 DNT Did not track



Horse/Jockey Name	More Trouble
Final Rank	1
Fastest Section Time (Section)	0:11.35 (400m)
Top Speed [km/h] (Section)	65.2 (600m)
Race State	Finished



Doomben QLD Professional

Race 2: NOVA 106.9 THE EAGLE WAY - 2000m

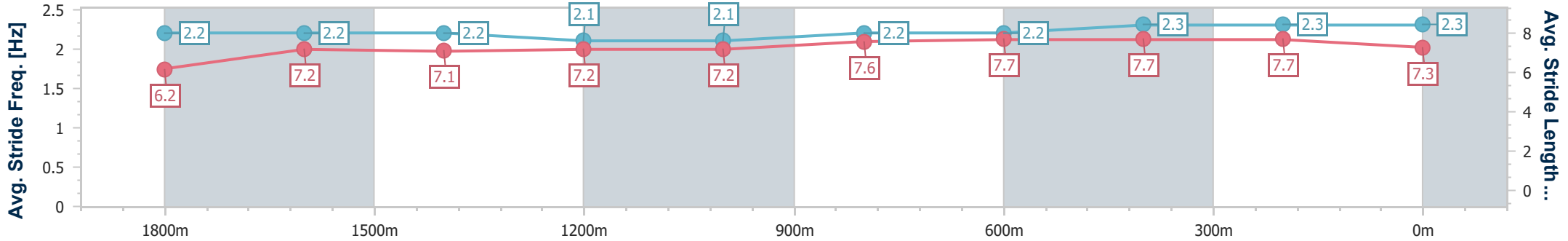
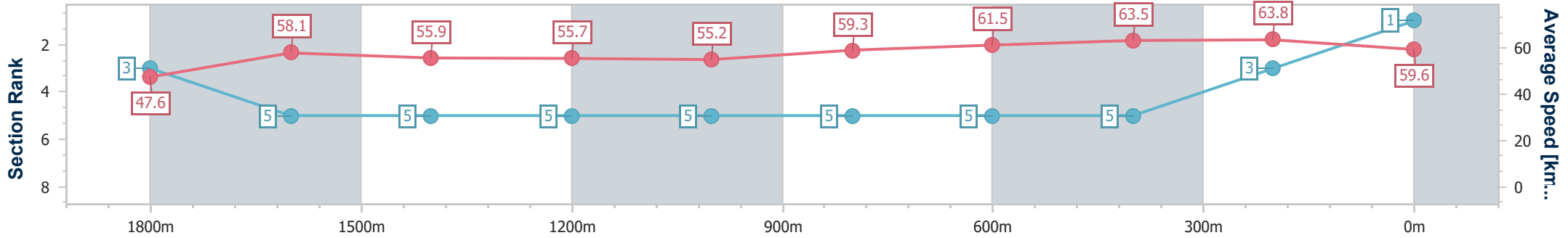
02 December 2023 - 12:38

Track Rating: Heavy 8, Weather: Fine, Rail Position: +1m Entire Course



BRISBANE RACING CLUB

Section	Overall	1800m	1600m	1400m	1200m	1000m	800m	600m	400m	200m
Section Times	2:04.65 [1] (0:15.06)	1:49.59 [3] (0:12.36)	1:37.23 [5] (0:12.74)	1:24.49 [5] (0:12.86)	1:11.63 [5] (0:13.02)	0:58.61 [5] (0:12.14)	0:46.47 [5] (0:11.62)	0:34.85 [5] (0:11.42)	0:23.43 [5] (0:11.35)	0:12.08 [3] (0:12.08)
Average Speed [km/h]	47.6	58.1	55.9	55.7	55.2	59.3	61.5	63.5	63.8	59.6
Top Speed [km/h]	60.3	60.9	58.0	57.3	58.0	60.1	63.5	65.2	65.0	62.8
Avg. Dist. to Rail [m]	1.0	1.3	1.5	1.3	0.5	0.3	0.9	0.6	3.6	3.2
Avg. Stride Freq. [Hz]	2.2	2.2	2.2	2.1	2.1	2.2	2.2	2.3	2.3	2.3
Avg. Stride Length [m]	6.2	7.2	7.1	7.2	7.2	7.6	7.7	7.7	7.7	7.3



- [] Ranking at each section and finish
- .-.-.- No data available at this section
- NA No data available



Horse/Jockey Name	Shy Guy
Final Rank	2
Fastest Section Time (Section)	0:11.31 (600m)
Top Speed [km/h] (Section)	64.2 (400m)
Race State	Finished



Doomben QLD Professional

Race 2: NOVA 106.9 THE EAGLE WAY - 2000m

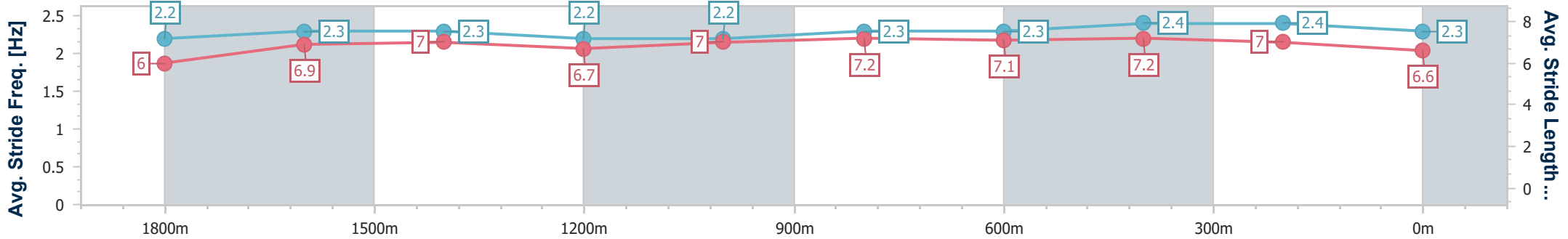
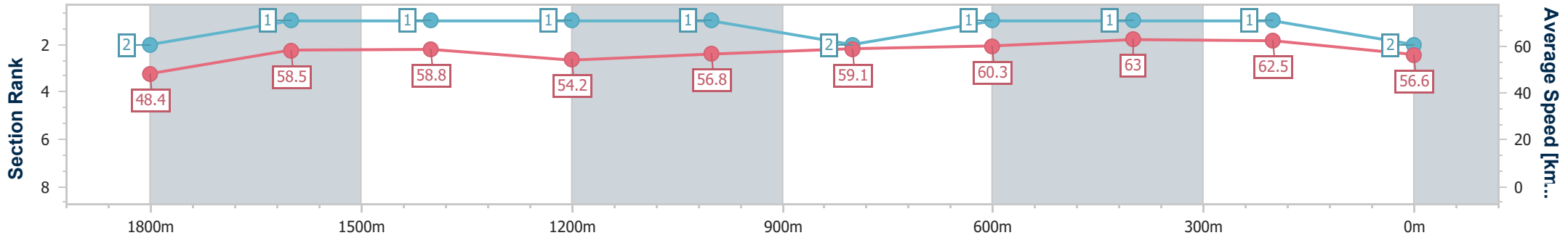
02 December 2023 - 12:38

Track Rating: Heavy 8, Weather: Fine, Rail Position: +1m Entire Course



BRISBANE RACING CLUB

Section	Overall	1800m	1600m	1400m	1200m	1000m	800m	600m	400m	200m
Section Times	2:04.74 [2] (0:14.86)	1:49.88 [2] (0:12.08)	1:37.80 [1] (0:12.10)	1:25.70 [1] (0:13.40)	1:12.30 [1] (0:12.72)	0:59.58 [1] (0:12.20)	0:47.38 [2] (0:11.88)	0:35.50 [1] (0:11.31)	0:24.19 [1] (0:11.49)	0:12.70 [1] (0:12.70)
Average Speed [km/h]	48.4	58.5	58.8	54.2	56.8	59.1	60.3	63.0	62.5	56.6
Top Speed [km/h]	60.0	60.4	60.3	57.6	60.5	61.0	62.6	63.9	64.2	60.7
Avg. Dist. to Rail [m]	2.3	3.3	2.1	1.5	3.6	2.3	0.7	2.2	1.6	2.5
Avg. Stride Freq. [Hz]	2.2	2.3	2.3	2.2	2.2	2.3	2.3	2.4	2.4	2.3
Avg. Stride Length [m]	6.0	6.9	7.0	6.7	7.0	7.2	7.1	7.2	7.0	6.6



- [] Ranking at each section and finish
- .-.- No data available at this section
- NA No data available



Horse/Jockey Name	Felix The Scat
Final Rank	3
Fastest Section Time (Section)	0:11.43 (600m)
Top Speed [km/h] (Section)	64.5 (400m)
Race State	Finished



Doomben QLD Professional

Race 2: NOVA 106.9 THE EAGLE WAY - 2000m

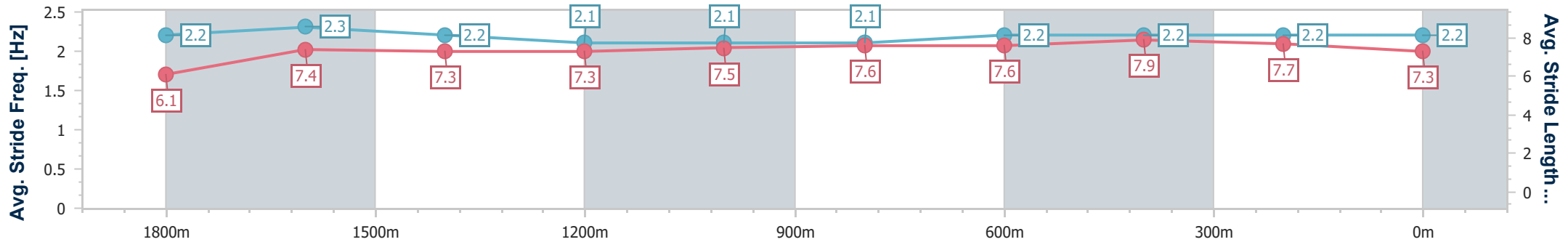
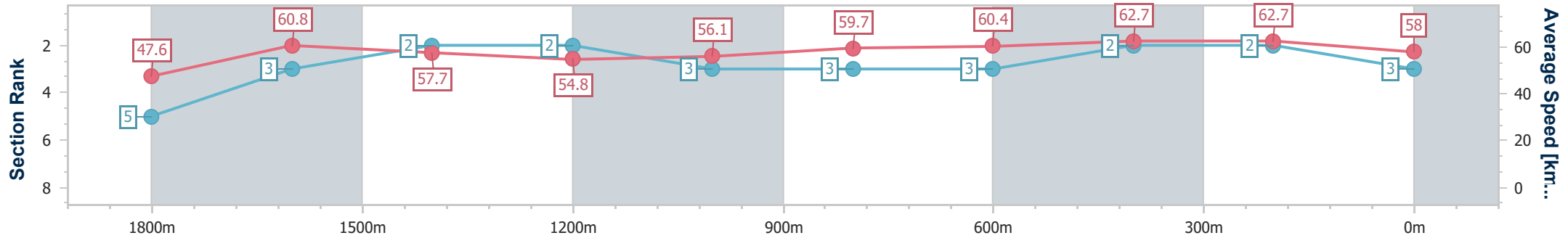
02 December 2023 - 12:38

Track Rating: Heavy 8, Weather: Fine, Rail Position: +1m Entire Course



BRISBANE RACING CLUB

Section	Overall	1800m	1600m	1400m	1200m	1000m	800m	600m	400m	200m
Section Times	2:04.78 [3] (0:15.15)	1:49.63 [5] (0:11.89)	1:37.74 [3] (0:12.48)	1:25.26 [2] (0:13.07)	1:12.19 [2] (0:12.85)	0:59.34 [3] (0:12.09)	0:47.25 [3] (0:11.93)	0:35.32 [3] (0:11.43)	0:23.89 [2] (0:11.47)	0:12.42 [2] (0:12.42)
Average Speed [km/h]	47.6	60.8	57.7	54.8	56.1	59.7	60.4	62.7	62.7	58.0
Top Speed [km/h]	59.1	61.8	61.0	55.6	60.3	61.1	62.5	63.6	64.5	61.4
Avg. Dist. to Rail [m]	1.5	0.6	0.5	0.5	0.2	0.3	0.2	0.7	0.5	0.3
Avg. Stride Freq. [Hz]	2.2	2.3	2.2	2.1	2.1	2.1	2.2	2.2	2.2	2.2
Avg. Stride Length [m]	6.1	7.4	7.3	7.3	7.5	7.6	7.6	7.9	7.7	7.3



- [] Ranking at each section and finish
- .-.-.- No data available at this section
- NA No data available



Horse/Jockey Name	Winsome Star
Final Rank	4
Fastest Section Time (Section)	0:11.37 (600m)
Top Speed [km/h] (Section)	64.0 (400m)
Race State	Finished



Doomben QLD Professional

Race 2: NOVA 106.9 THE EAGLE WAY - 2000m

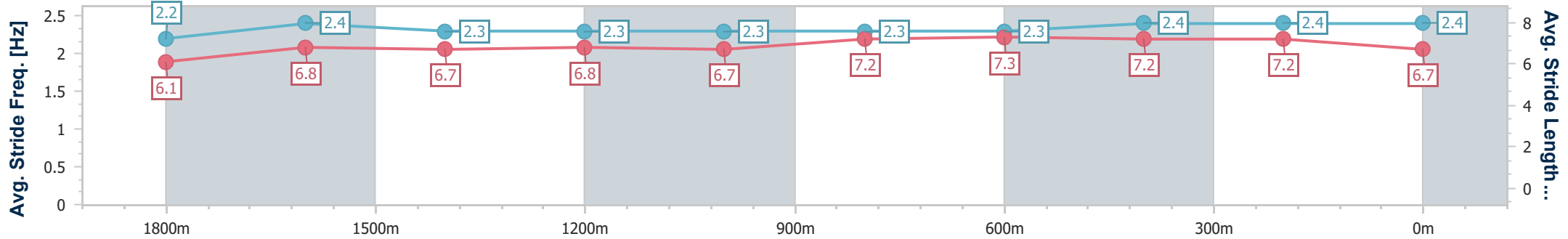
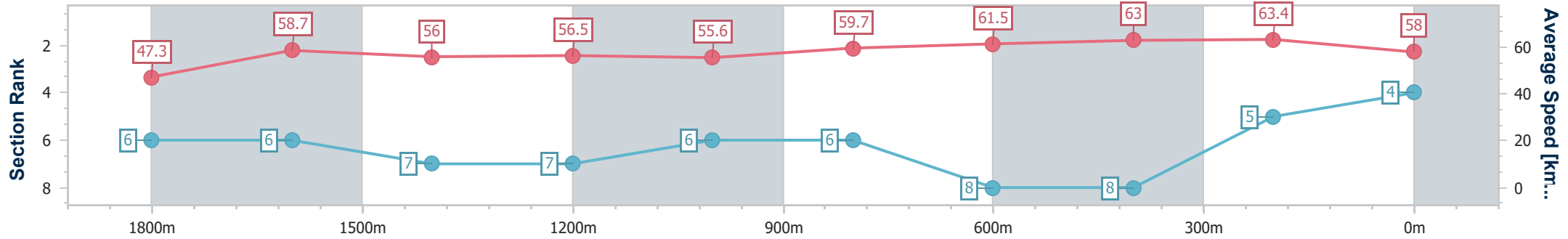
02 December 2023 - 12:38

Track Rating: Heavy 8, Weather: Fine, Rail Position: +1m Entire Course



BRISBANE RACING CLUB

Section	Overall	1800m	1600m	1400m	1200m	1000m	800m	600m	400m	200m
Section Times	2:05.28 [4] (0:15.28)	1:50.00 [6] (0:12.35)	1:37.65 [6] (0:12.89)	1:24.76 [7] (0:12.82)	1:11.94 [7] (0:12.96)	0:58.98 [6] (0:12.07)	0:46.91 [6] (0:11.74)	0:35.17 [8] (0:11.37)	0:23.80 [8] (0:11.37)	0:12.43 [5] (0:12.43)
Average Speed [km/h]	47.3	58.7	56.0	56.5	55.6	59.7	61.5	63.0	63.4	58.0
Top Speed [km/h]	59.3	60.8	58.5	58.3	58.5	61.0	63.1	63.5	64.0	61.6
Avg. Dist. to Rail [m]	3.6	1.1	1.2	0.8	0.9	1.1	0.3	0.7	1.0	1.7
Avg. Stride Freq. [Hz]	2.2	2.4	2.3	2.3	2.3	2.3	2.3	2.4	2.4	2.4
Avg. Stride Length [m]	6.1	6.8	6.7	6.8	6.7	7.2	7.3	7.2	7.2	6.7



- [] Ranking at each section and finish
- .-.- No data available at this section
- NA No data available



Horse/Jockey Name	Hussy Empress
Final Rank	5
Fastest Section Time (Section)	0:11.72 (600m)
Top Speed [km/h] (Section)	62.8 (600m)
Race State	Finished



Doomben QLD Professional

Race 2: NOVA 106.9 THE EAGLE WAY - 2000m

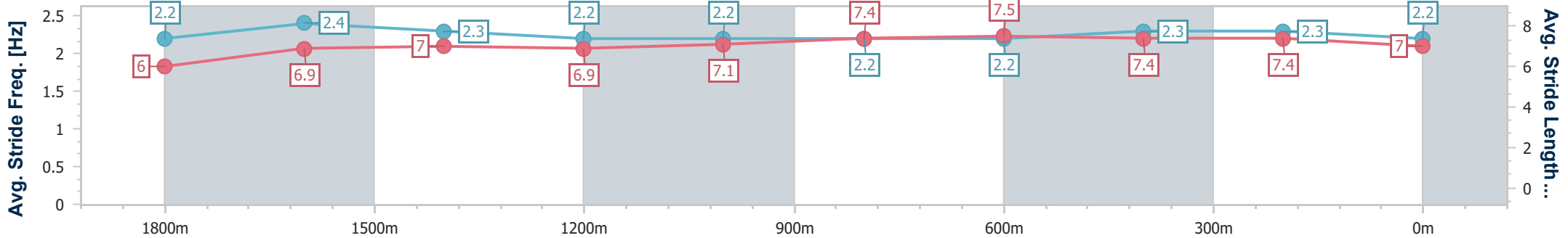
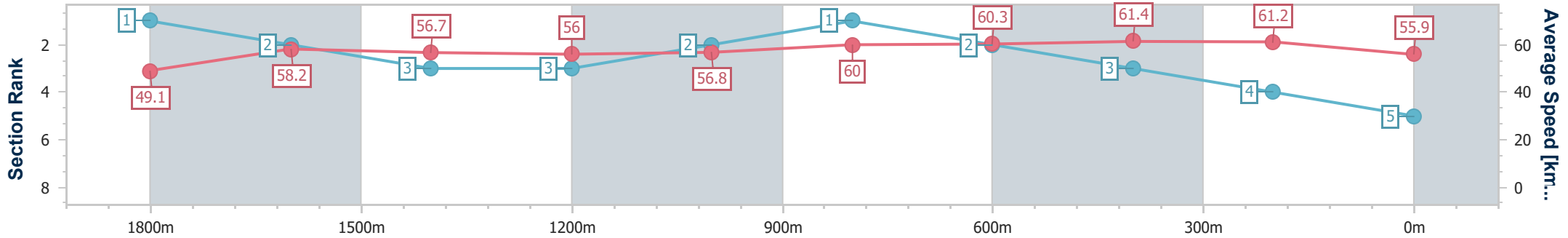
02 December 2023 - 12:38

Track Rating: Heavy 8, Weather: Fine, Rail Position: +1m Entire Course



BRISBANE RACING CLUB

Section	Overall	1800m	1600m	1400m	1200m	1000m	800m	600m	400m	200m
Section Times	2:05.69 [5] (0:14.71)	1:50.98 [1] (0:12.31)	1:38.67 [2] (0:12.70)	1:25.97 [3] (0:12.90)	1:13.07 [3] (0:12.67)	1:00.40 [2] (0:12.04)	0:48.36 [1] (0:12.00)	0:36.36 [2] (0:11.72)	0:24.64 [3] (0:11.78)	0:12.86 [4] (0:12.86)
Average Speed [km/h]	49.1	58.2	56.7	56.0	56.8	60.0	60.3	61.4	61.2	55.9
Top Speed [km/h]	61.2	60.4	58.4	58.2	60.1	61.7	61.8	62.8	62.1	59.9
Avg. Dist. to Rail [m]	0.8	0.7	0.4	0.7	1.0	1.1	0.6	0.3	1.1	2.4
Avg. Stride Freq. [Hz]	2.2	2.4	2.3	2.2	2.2	2.2	2.2	2.3	2.3	2.2
Avg. Stride Length [m]	6.0	6.9	7.0	6.9	7.1	7.4	7.5	7.4	7.4	7.0



- [] Ranking at each section and finish
- .-.- No data available at this section
- NA No data available



Horse/Jockey Name	Encoder
Final Rank	6
Fastest Section Time (Section)	0:11.57 (600m)
Top Speed [km/h] (Section)	63.5 (600m)
Race State	Finished



Doomben QLD Professional

Race 2: NOVA 106.9 THE EAGLE WAY - 2000m

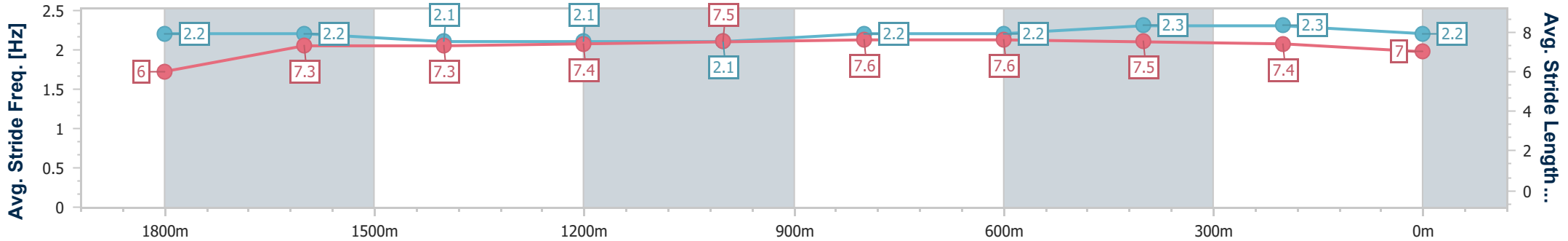
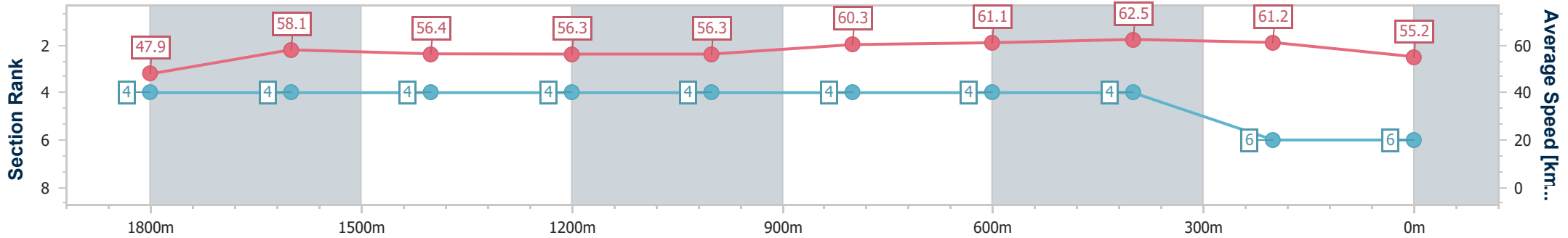
02 December 2023 - 12:38

Track Rating: Heavy 8, Weather: Fine, Rail Position: +1m Entire Course



BRISBANE RACING CLUB

Section	Overall	1800m	1600m	1400m	1200m	1000m	800m	600m	400m	200m
Section Times	2:05.99 [6] (0:15.07)	1:50.92 [4] (0:12.27)	1:38.65 [4] (0:12.76)	1:25.89 [4] (0:12.85)	1:13.04 [4] (0:12.83)	1:00.21 [4] (0:11.97)	0:48.24 [4] (0:11.79)	0:36.45 [4] (0:11.57)	0:24.88 [4] (0:11.83)	0:13.05 [6] (0:13.05)
Average Speed [km/h]	47.9	58.1	56.4	56.3	56.3	60.3	61.1	62.5	61.2	55.2
Top Speed [km/h]	60.2	60.2	58.2	57.7	59.2	61.2	63.1	63.5	62.8	58.7
Avg. Dist. to Rail [m]	1.9	1.3	0.4	0.8	1.1	1.1	0.5	0.8	3.1	4.5
Avg. Stride Freq. [Hz]	2.2	2.2	2.1	2.1	2.1	2.2	2.2	2.3	2.3	2.2
Avg. Stride Length [m]	6.0	7.3	7.3	7.4	7.5	7.6	7.6	7.5	7.4	7.0



- [] Ranking at each section and finish
- .-.- No data available at this section
- NA No data available



Horse/Jockey Name	Bilpa Morea
Final Rank	7
Fastest Section Time (Section)	0:11.37 (600m)
Top Speed [km/h] (Section)	63.5 (600m)
Race State	Finished



Doomben QLD Professional

Race 2: NOVA 106.9 THE EAGLE WAY - 2000m

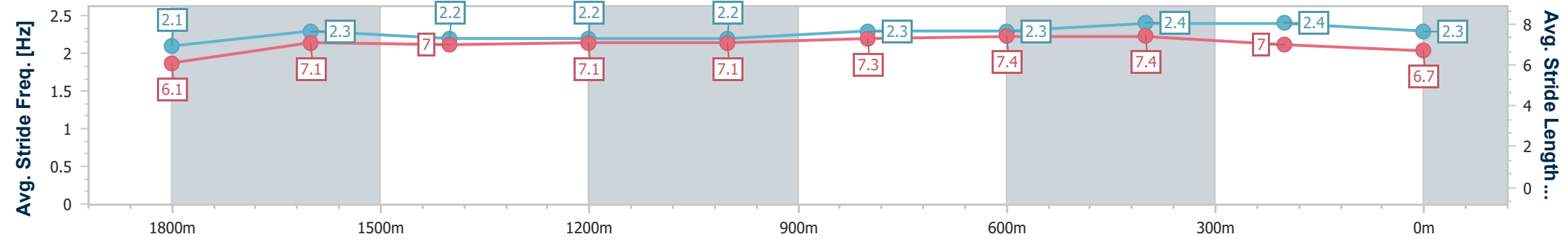
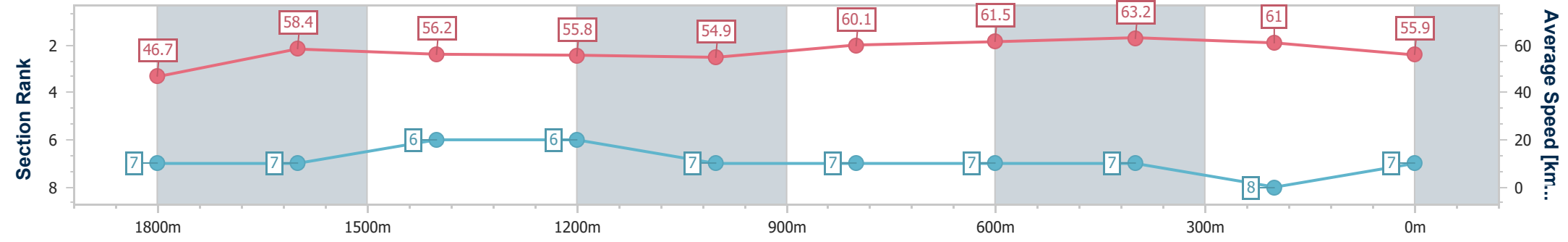
02 December 2023 - 12:38

Track Rating: Heavy 8, Weather: Fine, Rail Position: +1m Entire Course



BRISBANE RACING CLUB

Section	Overall	1800m	1600m	1400m	1200m	1000m	800m	600m	400m	200m
Section Times	2:06.16 [7] (0:15.48)	1:50.68 [7] (0:12.22)	1:38.46 [7] (0:12.74)	1:25.72 [6] (0:12.86)	1:12.86 [6] (0:13.14)	0:59.72 [7] (0:11.96)	0:47.76 [7] (0:11.70)	0:36.06 [7] (0:11.37)	0:24.69 [7] (0:11.81)	0:12.88 [8] (0:12.88)
Average Speed [km/h]	46.7	58.4	56.2	55.8	54.9	60.1	61.5	63.2	61.0	55.9
Top Speed [km/h]	61.1	61.6	57.6	56.8	58.4	61.3	63.2	63.5	63.2	59.3
Avg. Dist. to Rail [m]	2.7	1.2	1.0	0.4	0.3	0.2	0.4	0.5	0.3	0.4
Avg. Stride Freq. [Hz]	2.1	2.3	2.2	2.2	2.2	2.3	2.3	2.4	2.4	2.3
Avg. Stride Length [m]	6.1	7.1	7.0	7.1	7.1	7.3	7.4	7.4	7.0	6.7



- [] Ranking at each section and finish
- .-.- No data available at this section
- NA No data available



Horse/Jockey Name	Red Defcon
Final Rank	8
Fastest Section Time (Section)	0:11.41 (800m)
Top Speed [km/h] (Section)	65.0 (800m)
Race State	Finished



Doomben QLD Professional

Race 2: NOVA 106.9 THE EAGLE WAY - 2000m

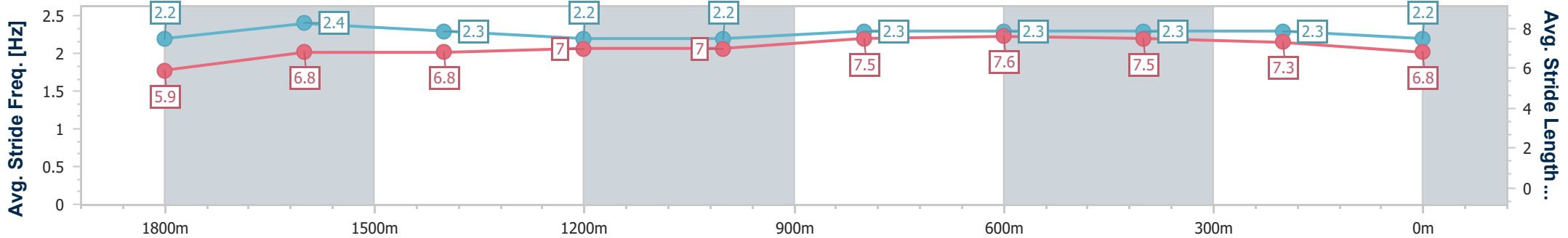
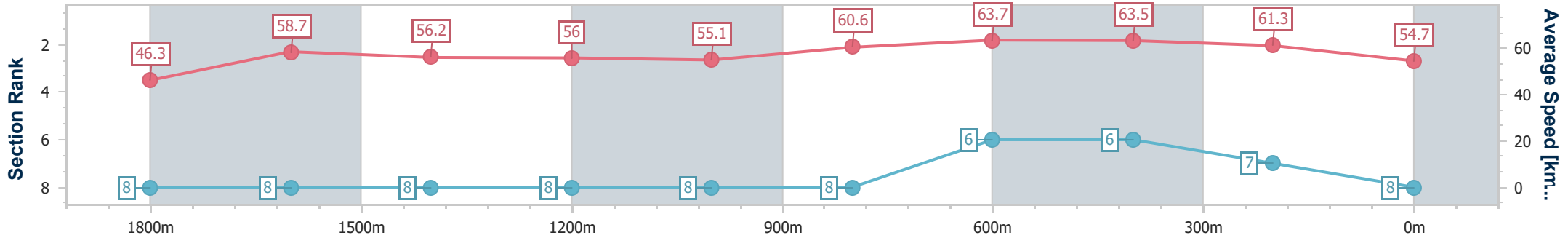
02 December 2023 - 12:38

Track Rating: Heavy 8, Weather: Fine, Rail Position: +1m Entire Course



BRISBANE RACING CLUB

Section	Overall	1800m	1600m	1400m	1200m	1000m	800m	600m	400m	200m
Section Times	2:06.28 [8] (0:15.55)	1:50.73 [8] (0:12.23)	1:38.50 [8] (0:12.79)	1:25.71 [8] (0:12.85)	1:12.86 [8] (0:13.06)	0:59.80 [8] (0:11.94)	0:47.86 [8] (0:11.41)	0:36.45 [6] (0:11.45)	0:25.00 [6] (0:11.80)	0:13.20 [7] (0:13.20)
Average Speed [km/h]	46.3	58.7	56.2	56.0	55.1	60.6	63.7	63.5	61.3	54.7
Top Speed [km/h]	57.6	63.3	57.5	57.1	57.9	62.1	65.0	64.0	63.4	58.3
Avg. Dist. to Rail [m]	4.0	0.8	0.6	0.4	1.3	1.6	2.0	1.9	3.9	5.6
Avg. Stride Freq. [Hz]	2.2	2.4	2.3	2.2	2.2	2.3	2.3	2.3	2.3	2.2
Avg. Stride Length [m]	5.9	6.8	6.8	7.0	7.0	7.5	7.6	7.5	7.3	6.8



- [] Ranking at each section and finish
- .-.- No data available at this section
- NA No data available