



Sunshine Coast QLD Professional

Race 7: LIEBKE BUILDERS Class 4 Handicap - 1600m

01 December 2023 - 22:00



Track Rating: Soft 5, Weather: Overcast, Rail Position: +5 m Entire

Section		Overall	1400m	1200m	1000m	800m	600m	400m	Last 600m				
Field Times		1:36.06 (0:13.48)	1:22.58 (0:11.23)	1:11.35 (0:11.61)	0:59.74 (0:11.92)	0:47.82 (0:12.02)	0:35.80 (0:11.66)	0:24.14 (0:11.74)	0:35.80				
Rank	TAB Horse/Jockey	Barrier	Top Speed [km/h]	Fastest Section									Distance Travelled [m]
1	7 SIZZLING GAL Mark Du Plessis	6	65.8 1400m	0:11.29 1400m	1:36.06 [1] (0:14.06)	1:22.00 [6] (0:11.29)	1:10.71 [6] (0:11.62)	0:59.09 [5] (0:11.90)	0:47.19 [5] (0:11.90)	0:35.29 [5] (0:11.49)	0:23.80 [4] (0:11.40)	0:35.29	
2	3 NEVER GIVE UP Kyle Wilson-Taylor	1	65.9 1400m	0:11.40 1400m	1:36.73 [2] (0:13.65)	1:23.08 [2] (0:11.40)	1:11.68 [3] (0:11.78)	0:59.90 [3] (0:11.97)	0:47.93 [4] (0:11.86)	0:36.07 [4] (0:11.48)	0:24.59 [3] (0:11.71)	0:36.07	-4
3	1 ALWAYS ON SHOW James Orman	2	64.4 1400m	0:11.46 1400m	1:36.81 [3] (0:13.72)	1:23.09 [4] (0:11.46)	1:11.63 [4] (0:11.66)	0:59.97 [4] (0:11.91)	0:48.06 [3] (0:11.89)	0:36.17 [3] (0:11.65)	0:24.52 [5] (0:11.70)	0:36.17	+1
4	5 BURNT BY BERNIE Damien Thornton	3	65.8 1400m	0:11.23 1400m	1:36.99 [4] (0:13.48)	1:23.51 [1] (0:11.23)	1:12.28 [1] (0:11.61)	1:00.67 [1] (0:11.92)	0:48.75 [1] (0:12.03)	0:36.72 [2] (0:11.65)	0:25.07 [1] (0:11.85)	0:36.72	-1
5	4 PRIVATE BANKER Jim Byrne	4	66.0 Overall	0:11.20 1400m	1:37.28 [5] (0:13.65)	1:23.63 [2] (0:11.20)	1:12.43 [2] (0:11.65)	1:00.78 [2] (0:11.91)	0:48.87 [2] (0:11.85)	0:37.02 [1] (0:11.67)	0:25.35 [2] (0:12.02)	0:37.02	+2
6	6 TAIRUA Jaden Lloyd	5	65.9 1400m	0:11.35 1400m	1:37.85 [6] (0:13.93)	1:23.92 [5] (0:11.35)	1:12.57 [5] (0:11.71)	1:00.86 [6] (0:11.93)	0:48.93 [6] (0:11.92)	0:37.01 [6] (0:11.56)	0:25.45 [6] (0:12.06)	0:37.01	+0
7	2 ALWAYS WRITTEN OFF Adrian Layt	8	66.9 1400m	0:11.36 1400m	1:38.17 [7] (0:14.11)	1:24.06 [7] (0:11.36)	1:12.70 [7] (0:11.67)	1:01.03 [7] (0:11.94)	0:49.09 [7] (0:12.03)	0:37.06 [8] (0:11.84)	0:25.22 [8] (0:12.03)	0:37.06	+3
8	8 MUWARRAD Jake Bayliss	7	66.3 1400m	0:11.20 1400m	1:38.41 [8] (0:14.62)	1:23.79 [8] (0:11.20)	1:12.59 [8] (0:11.52)	1:01.07 [8] (0:11.85)	0:49.22 [8] (0:11.88)	0:37.34 [7] (0:11.82)	0:25.52 [7] (0:12.08)	0:37.34	-6

[] Ranking at each section and finish
 -:-:- No data available at this section
 NA No data available

SCN Saddle cloth number
 DNF Did not finish
 DNT Did not track



Sunshine Coast QLD Professional
Race 7: LIEBKE BUILDERS Class 4 Handicap - 1600m
01 December 2023 - 22:00



Track Rating: Soft 5, Weather: Overcast, Rail Position: +5 m Entire

Section							200m			Last 600m
Field Times							0:12.40			0:35.80
							(0:12.40)			
Rank	TAB	Horse/Jockey	Barrier	Top Speed [km/h]	Fastest Section	Margin			Distance Travelled [m]	
1	7	SIZZLING GAL	6	65.8	0:11.29	0:12.40 [1]	1:36.06		0:35.29	
		Mark Du Plessis		1400m	1400m	(0:12.40)				
2	3	NEVER GIVE UP	1	65.9	0:11.40	0:12.88 [3]	3.8L		0:36.07	
		Kyle Wilson-Taylor		1400m	1400m	(0:12.88)			-4	
3	1	ALWAYS ON SHOW	2	64.4	0:11.46	0:12.82 [5]	4.2L		0:36.17	
		James Orman		1400m	1400m	(0:12.82)			+1	
4	5	BURNT BY BERNIE	3	65.8	0:11.23	0:13.22 [2]	5.2L		0:36.72	
		Damien Thornton		1400m	1400m	(0:13.22)			-1	
5	4	PRIVATE BANKER	4	66.0	0:11.20	0:13.33 [4]	6.7L		0:37.02	
		Jim Byrne		Overall	1400m	(0:13.33)			+2	
6	6	TAIRUA	5	65.9	0:11.35	0:13.39 [6]	10L		0:37.01	
		Jaden Lloyd		1400m	1400m	(0:13.39)			+0	
7	2	ALWAYS WRITTEN OFF	8	66.9	0:11.36	0:13.19 [8]	11.8L		0:37.06	
		Adrian Layt		1400m	1400m	(0:13.19)			+3	
8	8	MUWARRAD	7	66.3	0:11.20	0:13.44 [7]	13.1L		0:37.34	
		Jake Bayliss		1400m	1400m	(0:13.44)			-6	

[] Ranking at each section and finish
 -:---:-- No data available at this section
 NA No data available

SCN Saddle cloth number
 DNF Did not finish
 DNT Did not track



Horse/Jockey Name	Sizzling Gal
Final Rank	1
Fastest Section Time (Section)	0:11.29 (1400m)
Top Speed [km/h] (Section)	65.8 (1400m)
Race State	Finished



Sunshine Coast QLD Professional

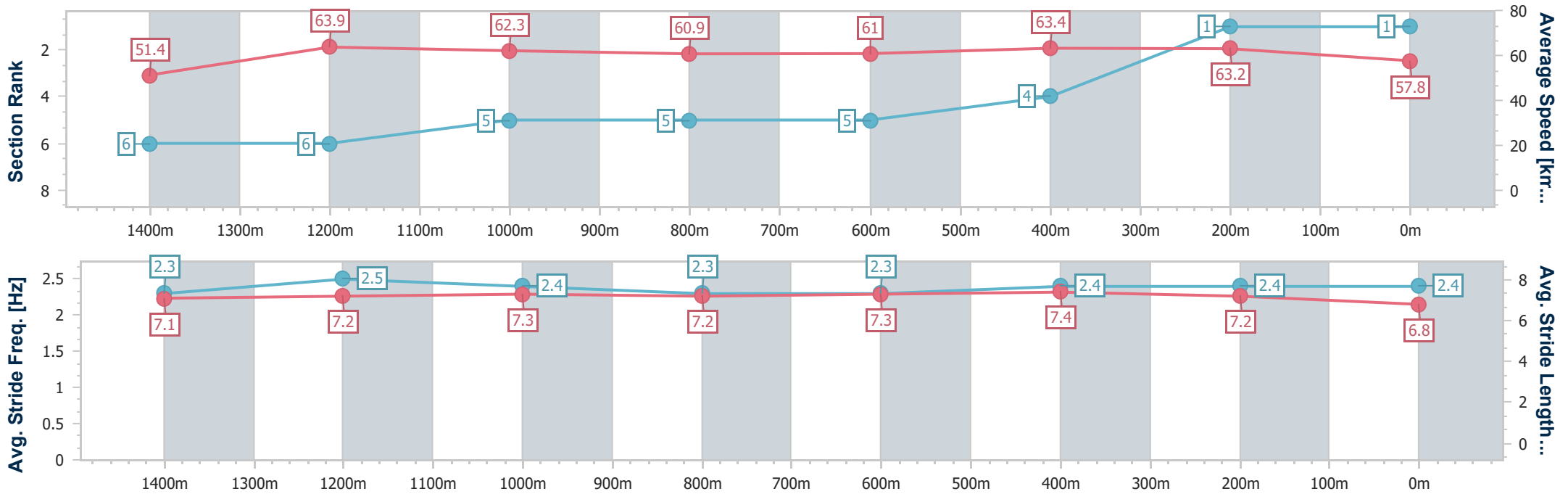
Race 7: LIEBKE BUILDERS Class 4 Handicap - 1600m



01 December 2023 - 22:00

Track Rating: Soft 5, Weather: Overcast, Rail Position: +5 m Entire

Section	Overall	1400m	1200m	1000m	800m	600m	400m	200m
Section Times	1:36.06 [1] (0:14.06)	1:22.00 [6] (0:11.29)	1:10.71 [6] (0:11.62)	0:59.09 [5] (0:11.90)	0:47.19 [5] (0:11.90)	0:35.29 [5] (0:11.49)	0:23.80 [4] (0:11.40)	0:12.40 [1] (0:12.40)
Average Speed [km/h]	51.4	63.9	62.3	60.9	61.0	63.4	63.2	57.8
Top Speed [km/h]	65.8	65.8	63.1	62.0	62.9	63.9	64.7	61.4
Avg. Dist. to Rail [m]	4.1	2.4	3.0	2.7	1.6	1.8	2.3	3.4
Avg. Stride Freq. [Hz]	2.3	2.5	2.4	2.3	2.3	2.4	2.4	2.4
Avg. Stride Length [m]	7.1	7.2	7.3	7.2	7.3	7.4	7.2	6.8



- [] Ranking at each section and finish
- .-.- No data available at this section
- NA No data available



Horse/Jockey Name	Never Give Up
Final Rank	2
Fastest Section Time (Section)	0:11.40 (1400m)
Top Speed [km/h] (Section)	65.9 (1400m)
Race State	Finished



Sunshine Coast QLD Professional

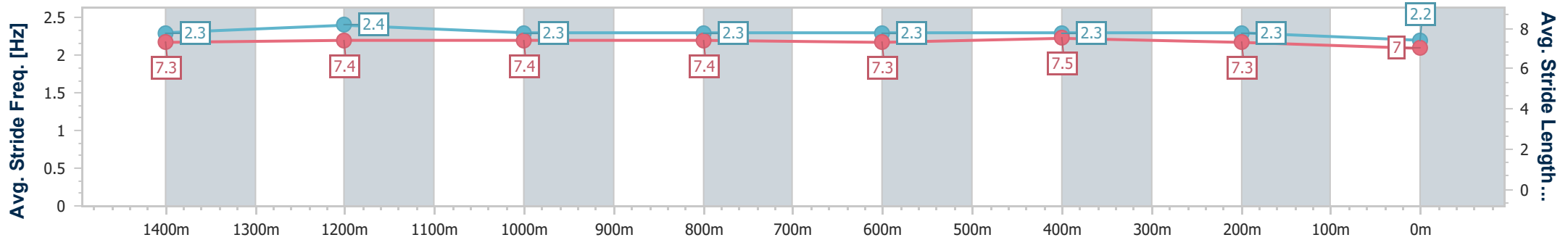
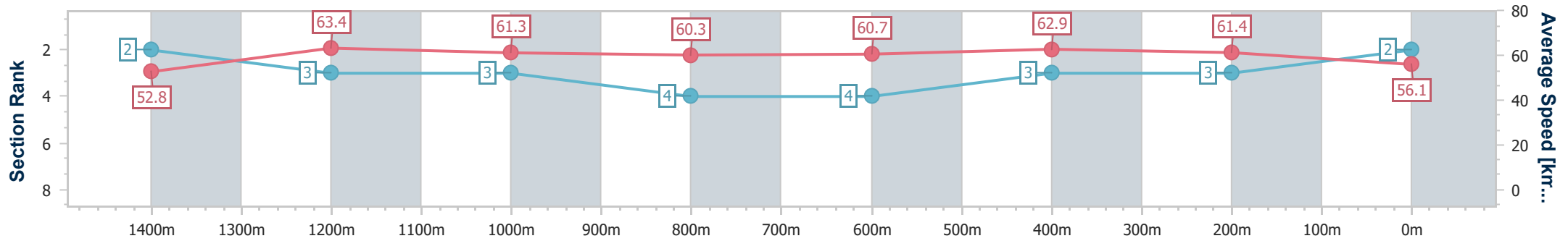
Race 7: LIEBKE BUILDERS Class 4 Handicap - 1600m



01 December 2023 - 22:00

Track Rating: Soft 5, Weather: Overcast, Rail Position: +5 m Entire

Section	Overall	1400m	1200m	1000m	800m	600m	400m	200m
Section Times	1:36.73 [2] (0:13.65)	1:23.08 [2] (0:11.40)	1:11.68 [3] (0:11.78)	0:59.90 [3] (0:11.97)	0:47.93 [4] (0:11.86)	0:36.07 [4] (0:11.48)	0:24.59 [3] (0:11.71)	0:12.88 [3] (0:12.88)
Average Speed [km/h]	52.8	63.4	61.3	60.3	60.7	62.9	61.4	56.1
Top Speed [km/h]	65.6	65.9	61.8	61.0	62.9	64.3	63.5	59.4
Avg. Dist. to Rail [m]	2.0	1.6	2.6	2.3	0.2	0.3	4.8	4.5
Avg. Stride Freq. [Hz]	2.3	2.4	2.3	2.3	2.3	2.3	2.3	2.2
Avg. Stride Length [m]	7.3	7.4	7.4	7.4	7.3	7.5	7.3	7.0



- [] Ranking at each section and finish
- .-.- No data available at this section
- NA No data available



Horse/Jockey Name	Always On Show
Final Rank	3
Fastest Section Time (Section)	0:11.46 (1400m)
Top Speed [km/h] (Section)	64.4 (1400m)
Race State	Finished



Sunshine Coast QLD Professional

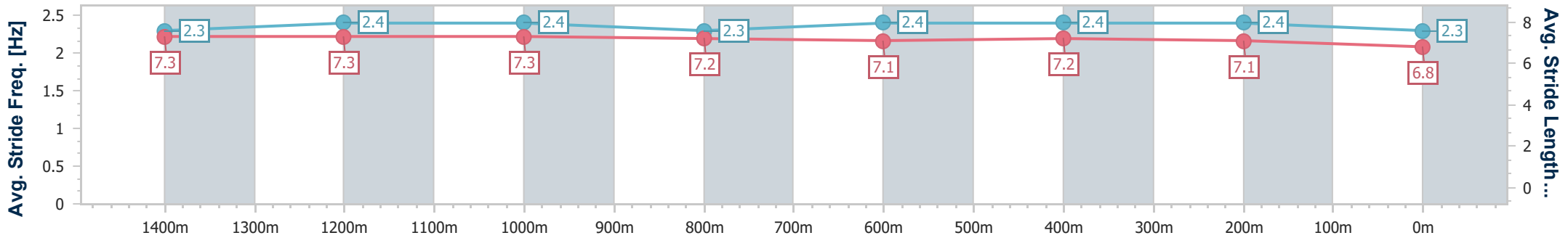
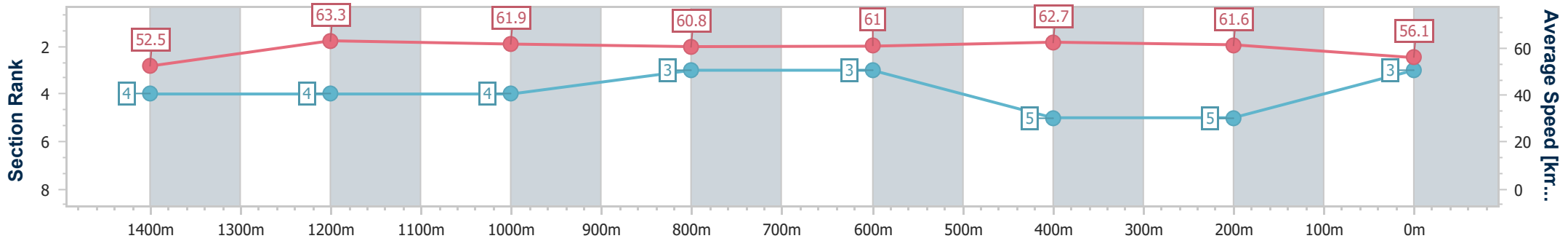
Race 7: LIEBKE BUILDERS Class 4 Handicap - 1600m



01 December 2023 - 22:00

Track Rating: Soft 5, Weather: Overcast, Rail Position: +5 m Entire

Section	Overall	1400m	1200m	1000m	800m	600m	400m	200m
Section Times	1:36.81 [3] (0:13.72)	1:23.09 [4] (0:11.46)	1:11.63 [4] (0:11.66)	0:59.97 [4] (0:11.91)	0:48.06 [3] (0:11.89)	0:36.17 [3] (0:11.65)	0:24.52 [5] (0:11.70)	0:12.82 [5] (0:12.82)
Average Speed [km/h]	52.5	63.3	61.9	60.8	61.0	62.7	61.6	56.1
Top Speed [km/h]	64.4	64.4	62.7	61.5	62.9	64.1	63.4	58.9
Avg. Dist. to Rail [m]	3.5	3.2	2.7	2.3	1.7	2.5	6.1	5.9
Avg. Stride Freq. [Hz]	2.3	2.4	2.4	2.3	2.4	2.4	2.4	2.3
Avg. Stride Length [m]	7.3	7.3	7.3	7.2	7.1	7.2	7.1	6.8



- [] Ranking at each section and finish
- .-.- No data available at this section
- NA No data available



Horse/Jockey Name	Burnt By Bernie
Final Rank	4
Fastest Section Time (Section)	0:11.23 (1400m)
Top Speed [km/h] (Section)	65.8 (1400m)
Race State	Finished



Sunshine Coast QLD Professional

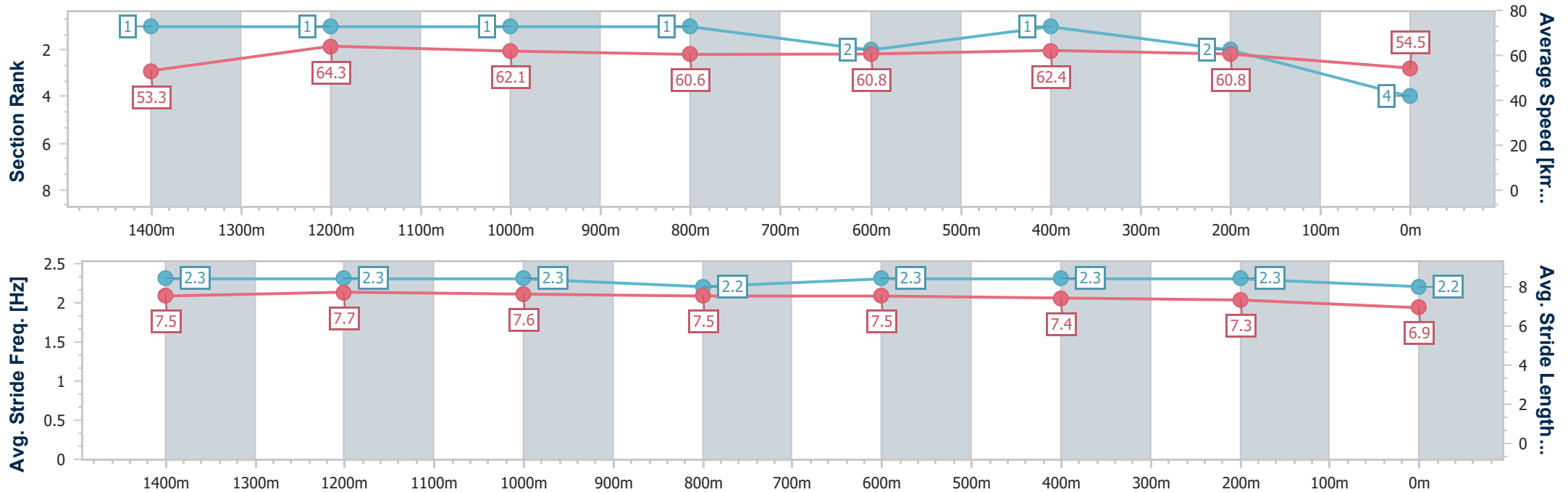
Race 7: LIEBKE BUILDERS Class 4 Handicap - 1600m



01 December 2023 - 22:00

Track Rating: Soft 5, Weather: Overcast, Rail Position: +5 m Entire

Section	Overall	1400m	1200m	1000m	800m	600m	400m	200m
Section Times	1:36.99 [4] (0:13.48)	1:23.51 [1] (0:11.23)	1:12.28 [1] (0:11.61)	1:00.67 [1] (0:11.92)	0:48.75 [1] (0:12.03)	0:36.72 [2] (0:11.65)	0:25.07 [1] (0:11.85)	0:13.22 [2] (0:13.22)
Average Speed [km/h]	53.3	64.3	62.1	60.6	60.8	62.4	60.8	54.5
Top Speed [km/h]	65.6	65.8	62.6	61.5	61.9	63.0	62.3	58.7
Avg. Dist. to Rail [m]	4.0	1.3	2.5	2.2	2.3	1.9	1.9	2.3
Avg. Stride Freq. [Hz]	2.3	2.3	2.3	2.2	2.3	2.3	2.3	2.2
Avg. Stride Length [m]	7.5	7.7	7.6	7.5	7.5	7.4	7.3	6.9



- [] Ranking at each section and finish
- .-.- No data available at this section
- NA No data available



Horse/Jockey Name	Private Banker
Final Rank	5
Fastest Section Time (Section)	0:11.20 (1400m)
Top Speed [km/h] (Section)	66.0 (Overall)
Race State	Finished



Sunshine Coast QLD Professional

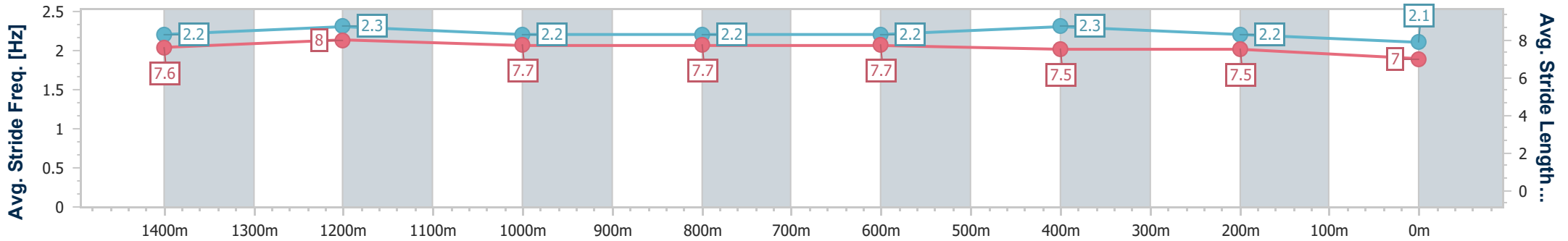
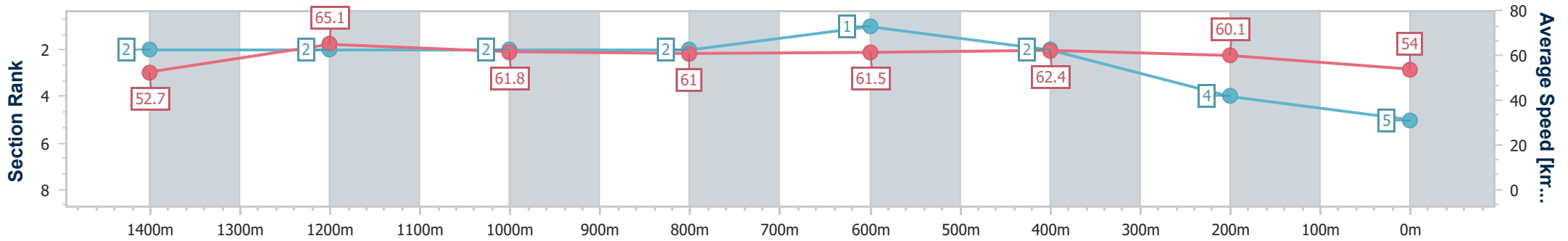
Race 7: LIEBKE BUILDERS Class 4 Handicap - 1600m



01 December 2023 - 22:00

Track Rating: Soft 5, Weather: Overcast, Rail Position: +5 m Entire

Section	Overall	1400m	1200m	1000m	800m	600m	400m	200m
Section Times	1:37.28 [5] (0:13.65)	1:23.63 [2] (0:11.20)	1:12.43 [2] (0:11.65)	1:00.78 [2] (0:11.91)	0:48.87 [2] (0:11.85)	0:37.02 [1] (0:11.67)	0:25.35 [2] (0:12.02)	0:13.33 [4] (0:13.33)
Average Speed [km/h]	52.7	65.1	61.8	61.0	61.5	62.4	60.1	54.0
Top Speed [km/h]	66.0	65.9	62.9	61.6	62.6	63.2	62.3	56.8
Avg. Dist. to Rail [m]	4.3	3.5	3.3	3.0	2.0	2.2	4.6	4.8
Avg. Stride Freq. [Hz]	2.2	2.3	2.2	2.2	2.2	2.3	2.2	2.1
Avg. Stride Length [m]	7.6	8.0	7.7	7.7	7.7	7.5	7.5	7.0



- [] Ranking at each section and finish
- .-.-.- No data available at this section
- NA No data available



Horse/Jockey Name	Tairua
Final Rank	6
Fastest Section Time (Section)	0:11.35 (1400m)
Top Speed [km/h] (Section)	65.9 (1400m)
Race State	Finished



Sunshine Coast QLD Professional

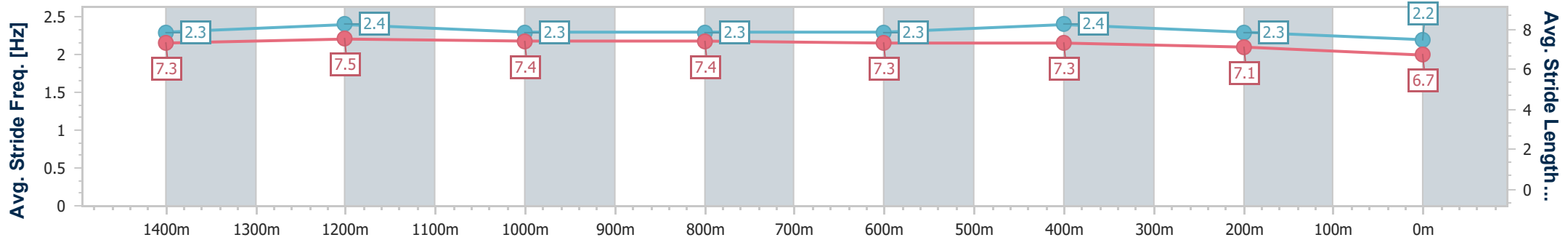
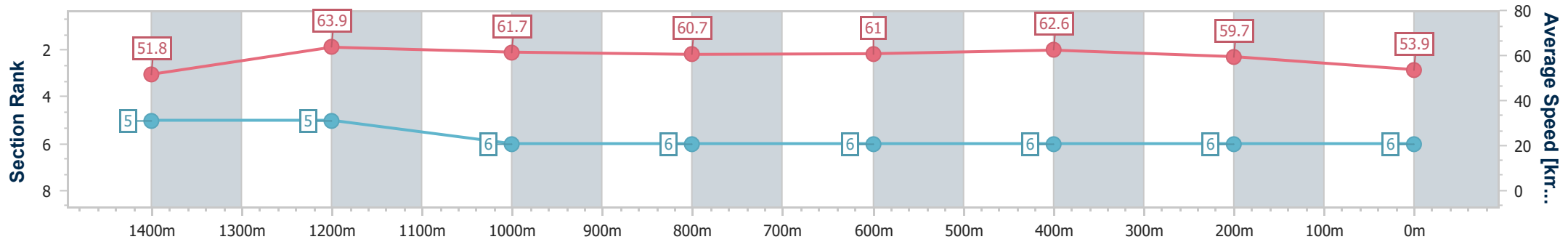
Race 7: LIEBKE BUILDERS Class 4 Handicap - 1600m



01 December 2023 - 22:00

Track Rating: Soft 5, Weather: Overcast, Rail Position: +5 m Entire

Section	Overall	1400m	1200m	1000m	800m	600m	400m	200m
Section Times	1:37.85 [6] (0:13.93)	1:23.92 [5] (0:11.35)	1:12.57 [5] (0:11.71)	1:00.86 [6] (0:11.93)	0:48.93 [6] (0:11.92)	0:37.01 [6] (0:11.56)	0:25.45 [6] (0:12.06)	0:13.39 [6] (0:13.39)
Average Speed [km/h]	51.8	63.9	61.7	60.7	61.0	62.6	59.7	53.9
Top Speed [km/h]	64.0	65.9	63.4	61.6	63.8	64.6	61.6	58.4
Avg. Dist. to Rail [m]	5.3	2.7	3.7	3.5	1.6	1.1	3.5	2.7
Avg. Stride Freq. [Hz]	2.3	2.4	2.3	2.3	2.3	2.4	2.3	2.2
Avg. Stride Length [m]	7.3	7.5	7.4	7.4	7.3	7.3	7.1	6.7



- [] Ranking at each section and finish
- .-.- No data available at this section
- NA No data available



Horse/Jockey Name	Always Written Off
Final Rank	7
Fastest Section Time (Section)	0:11.36 (1400m)
Top Speed [km/h] (Section)	66.9 (1400m)
Race State	Finished



Sunshine Coast QLD Professional

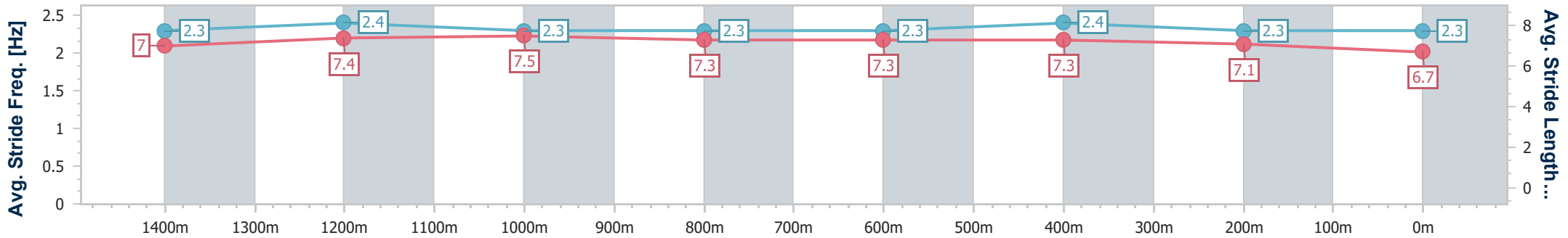
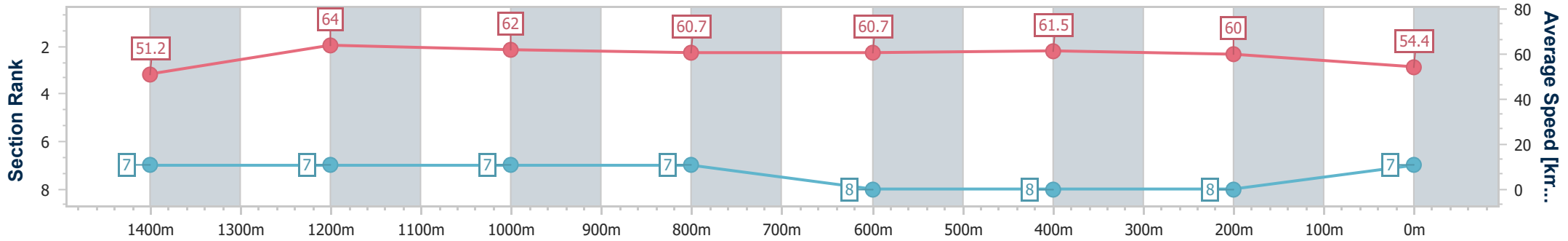
Race 7: LIEBKE BUILDERS Class 4 Handicap - 1600m



01 December 2023 - 22:00

Track Rating: Soft 5, Weather: Overcast, Rail Position: +5 m Entire

Section	Overall	1400m	1200m	1000m	800m	600m	400m	200m
Section Times	1:38.17 [7] (0:14.11)	1:24.06 [7] (0:11.36)	1:12.70 [7] (0:11.67)	1:01.03 [7] (0:11.94)	0:49.09 [7] (0:12.03)	0:37.06 [8] (0:11.84)	0:25.22 [8] (0:12.03)	0:13.19 [8] (0:13.19)
Average Speed [km/h]	51.2	64.0	62.0	60.7	60.7	61.5	60.0	54.4
Top Speed [km/h]	63.5	66.9	63.0	62.0	62.6	63.4	61.3	58.2
Avg. Dist. to Rail [m]	7.2	4.2	4.0	3.9	2.4	2.1	4.2	3.6
Avg. Stride Freq. [Hz]	2.3	2.4	2.3	2.3	2.3	2.4	2.3	2.3
Avg. Stride Length [m]	7.0	7.4	7.5	7.3	7.3	7.3	7.1	6.7



- [] Ranking at each section and finish
- .-.- No data available at this section
- NA No data available



Horse/Jockey Name	Muarrad
Final Rank	8
Fastest Section Time (Section)	0:11.20 (1400m)
Top Speed [km/h] (Section)	66.3 (1400m)
Race State	Finished



Sunshine Coast QLD Professional

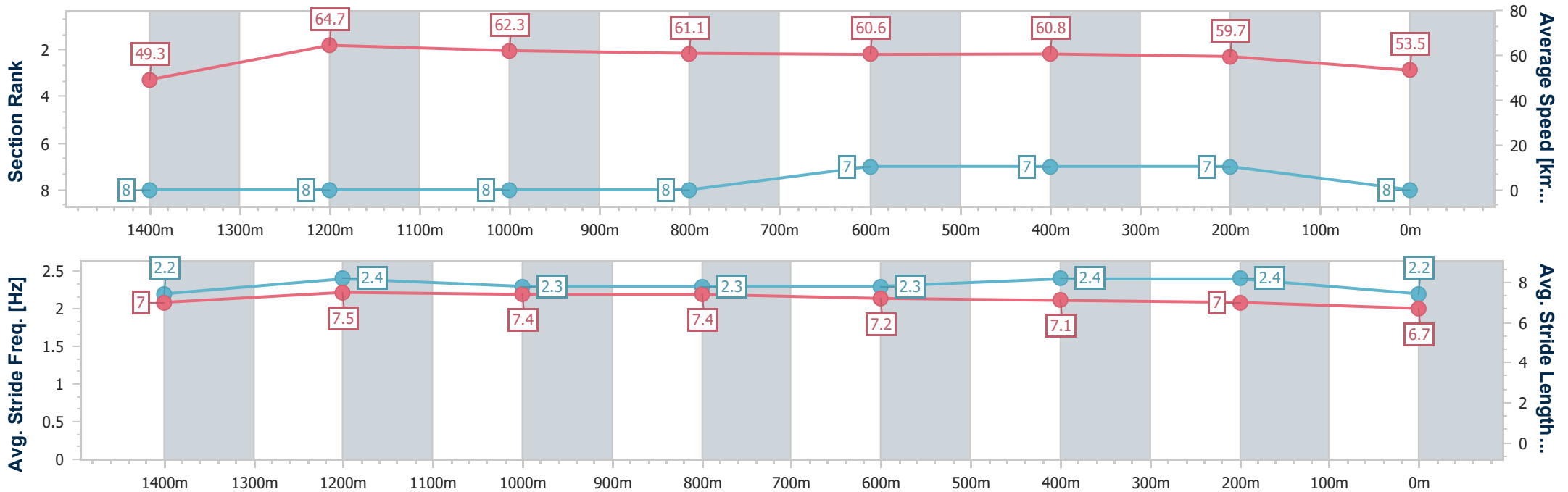
Race 7: LIEBKE BUILDERS Class 4 Handicap - 1600m



01 December 2023 - 22:00

Track Rating: Soft 5, Weather: Overcast, Rail Position: +5 m Entire

Section	Overall	1400m	1200m	1000m	800m	600m	400m	200m
Section Times	1:38.41 [8] (0:14.62)	1:23.79 [8] (0:11.20)	1:12.59 [8] (0:11.52)	1:01.07 [8] (0:11.85)	0:49.22 [8] (0:11.88)	0:37.34 [7] (0:11.82)	0:25.52 [7] (0:12.08)	0:13.44 [7] (0:13.44)
Average Speed [km/h]	49.3	64.7	62.3	61.1	60.6	60.8	59.7	53.5
Top Speed [km/h]	64.9	66.3	64.2	62.2	62.3	62.4	61.4	57.5
Avg. Dist. to Rail [m]	3.0	1.5	1.2	1.1	0.1	0.2	2.6	2.5
Avg. Stride Freq. [Hz]	2.2	2.4	2.3	2.3	2.3	2.4	2.4	2.2
Avg. Stride Length [m]	7.0	7.5	7.4	7.4	7.2	7.1	7.0	6.7



- [] Ranking at each section and finish
- .-.- No data available at this section
- NA No data available