



Mackay QLD Professional

Race 6: MACKAY GAMING SERVICES QTIS Three-Year-Old RATINGS

BAND 0 - 60 Handicap - 1100m

30 November 2023 - 16:51



MACKAY TURF CLUB
Ooralea Racecourse

Track Rating: Good 4, Weather: Fine, Rail Position: True

Section													Last 600m					
Field Times		Overall	1000m	800m	600m	400m	200m						0:35.01					
		1:03.82 (0:07.42)	0:56.40 (0:10.56)	0:45.84 (0:10.83)	0:35.01 (0:11.39)	0:23.62 (0:11.42)	0:12.20 (0:12.20)											
Rank	TAB	Horse/Jockey	Barrier	Top Speed [km/h]	Fastest Section												Margin	Distance Travelled [m]
1	5	COBBO	6	70.4	0:07.42	1:03.82 [1]	0:56.40 [1]	0:45.84 [1]	0:35.01 [1]	0:23.62 [1]	0:12.20 [1]	1:03.82	0:35.01					
		Raul Silvera Olivera		1000m	Overall	(0:07.42)	(0:10.56)	(0:10.83)	(0:11.39)	(0:11.42)	(0:12.20)							
2	2	HARCH ROAD	9	70.5	0:07.66	1:03.96 [2]	0:56.30 [2]	0:45.89 [2]	0:35.04 [2]	0:23.64 [2]	0:12.06 [2]	0.8L	0:35.04	+3				
		Brooke Johnson		1000m	Overall	(0:07.66)	(0:10.41)	(0:10.85)	(0:11.40)	(0:11.58)	(0:12.06)							
3	3	TAHKIAN BUBBLES	3	70.9	0:08.06	1:04.18 [3]	0:56.12 [8]	0:45.36 [8]	0:34.85 [6]	0:23.56 [4]	0:12.22 [3]	2.1L	0:34.85	-1				
		Ryan Wiggins		800m	Overall	(0:08.06)	(0:10.76)	(0:10.51)	(0:11.29)	(0:11.34)	(0:12.22)							
4	9	SHEZAPPEARLER	8	70.2	0:08.08	1:04.58 [4]	0:56.50 [9]	0:45.59 [9]	0:34.95 [9]	0:23.78 [6]	0:12.32 [4]	4.4L	0:34.95	+3				
		Justin Stanley		800m	Overall	(0:08.08)	(0:10.91)	(0:10.64)	(0:11.17)	(0:11.46)	(0:12.32)							
5	8	FORCESOME	7	68.8	0:08.16	1:04.81 [5]	0:56.65 [10]	0:45.71 [10]	0:35.12 [10]	0:23.73 [9]	0:12.24 [7]	5.7L	0:35.12	-1				
		Scott Sheargold		800m	Overall	(0:08.16)	(0:10.94)	(0:10.59)	(0:11.39)	(0:11.49)	(0:12.24)							
6	4	ORCA	11	69.0	0:07.84	1:04.83 [6]	0:56.99 [6]	0:46.02 [7]	0:35.34 [8]	0:23.92 [8]	0:12.27 [6]	5.8L	0:35.34	-2				
		Jackson Murphy		800m	Overall	(0:07.84)	(0:10.97)	(0:10.68)	(0:11.42)	(0:11.65)	(0:12.27)							
7	1	CHUCKA DUMMY	2	70.1	0:07.73	1:04.99 [7]	0:57.26 [4]	0:46.43 [5]	0:35.73 [5]	0:24.13 [7]	0:12.37 [8]	6.6L	0:35.73	+8				
		Gabrielle Semmens		1000m	Overall	(0:07.73)	(0:10.83)	(0:10.70)	(0:11.60)	(0:11.76)	(0:12.37)							
8	6	KARAKAROO	1	70.5	0:07.77	1:05.53 [8]	0:57.76 [5]	0:47.07 [4]	0:36.34 [4]	0:24.76 [5]	0:12.80 [9]	9.6L	0:36.34	+4				
		Erin Molloy		800m	Overall	(0:07.77)	(0:10.69)	(0:10.73)	(0:11.58)	(0:11.96)	(0:12.80)							
9	7	THE BLONDE GODDESS	4	70.2	0:07.72	1:06.29 [9]	0:58.57 [3]	0:48.09 [3]	0:37.21 [3]	0:25.74 [3]	0:13.90 [5]	13.9L	0:37.21	+0				
		Warwick Satherley		1000m	Overall	(0:07.72)	(0:10.48)	(0:10.88)	(0:11.47)	(0:11.84)	(0:13.90)							
10	11	THUNDERBIRD	5	70.6	0:07.94	1:06.76 [10]	0:58.82 [7]	0:48.06 [6]	0:37.30 [7]	0:25.48 [10]	0:13.30 [10]	16.4L	0:37.30	+8				
		Tahlia Fenlon		1000m	Overall	(0:07.94)	(0:10.76)	(0:10.76)	(0:11.82)	(0:12.18)	(0:13.30)							

Scratched: Eyes Are Lion (#10)

[] Ranking at each section and finish
 -:-:- No data available at this section
 NA No data available

SCN Saddle cloth number
 DNF Did not finish
 DNT Did not track



Horse/Jockey Name	Cobbo
Final Rank	1
Fastest Section Time (Section)	0:07.42 (Overall)
Top Speed [km/h] (Section)	70.4 (1000m)
Race State	Finished

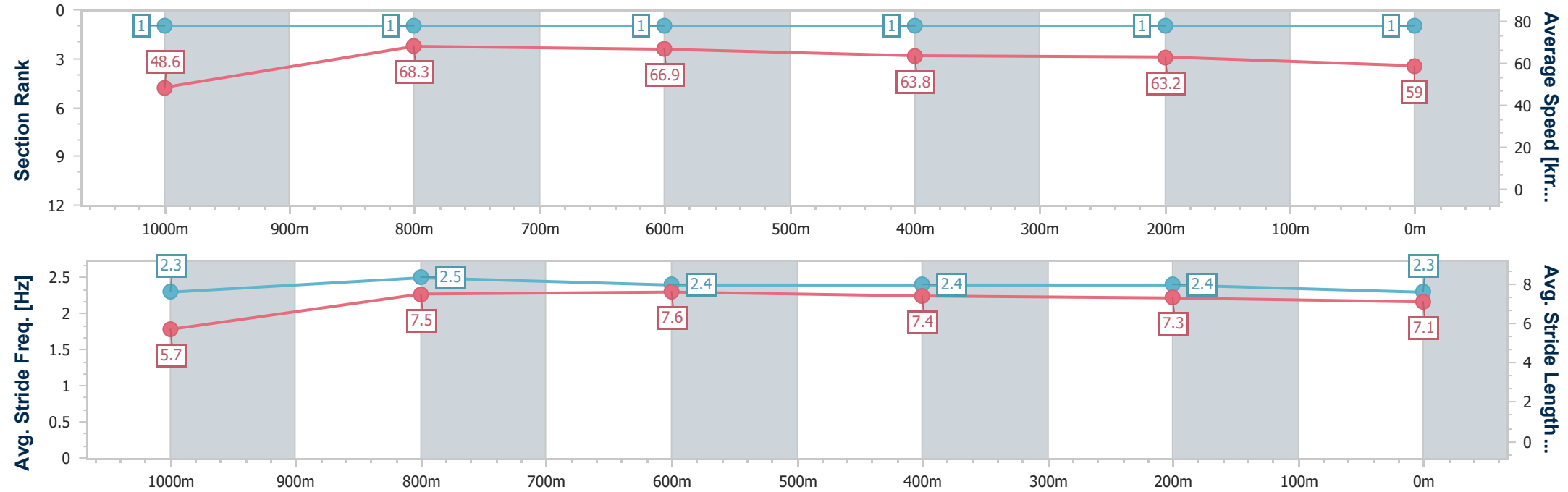


Mackay QLD Professional
 Race 6: MACKAY GAMING SERVICES QTIS Three-Year-Old
 RATINGS BAND 0 - 60 Handicap - 1100m
 30 November 2023 - 16:51



Track Rating: Good 4, Weather: Fine, Rail Position: True

Section	Overall	1000m	800m	600m	400m	200m
Section Times	1:03.82 [1] (0:07.42)	0:56.40 [1] (0:10.56)	0:45.84 [1] (0:10.83)	0:35.01 [1] (0:11.39)	0:23.62 [1] (0:11.42)	0:12.20 [1] (0:12.20)
Average Speed [km/h]	48.6	68.3	66.9	63.8	63.2	59.0
Top Speed [km/h]	64.2	70.4	69.5	65.3	64.4	62.2
Avg. Dist. to Rail [m]	5.3	0.9	1.1	1.2	2.3	2.0
Avg. Stride Freq. [Hz]	2.3	2.5	2.4	2.4	2.4	2.3
Avg. Stride Length [m]	5.7	7.5	7.6	7.4	7.3	7.1



- [] Ranking at each section and finish
- .-.- No data available at this section
- NA No data available



Horse/Jockey Name	Harch Road
Final Rank	2
Fastest Section Time (Section)	0:07.66 (Overall)
Top Speed [km/h] (Section)	70.5 (1000m)
Race State	Finished

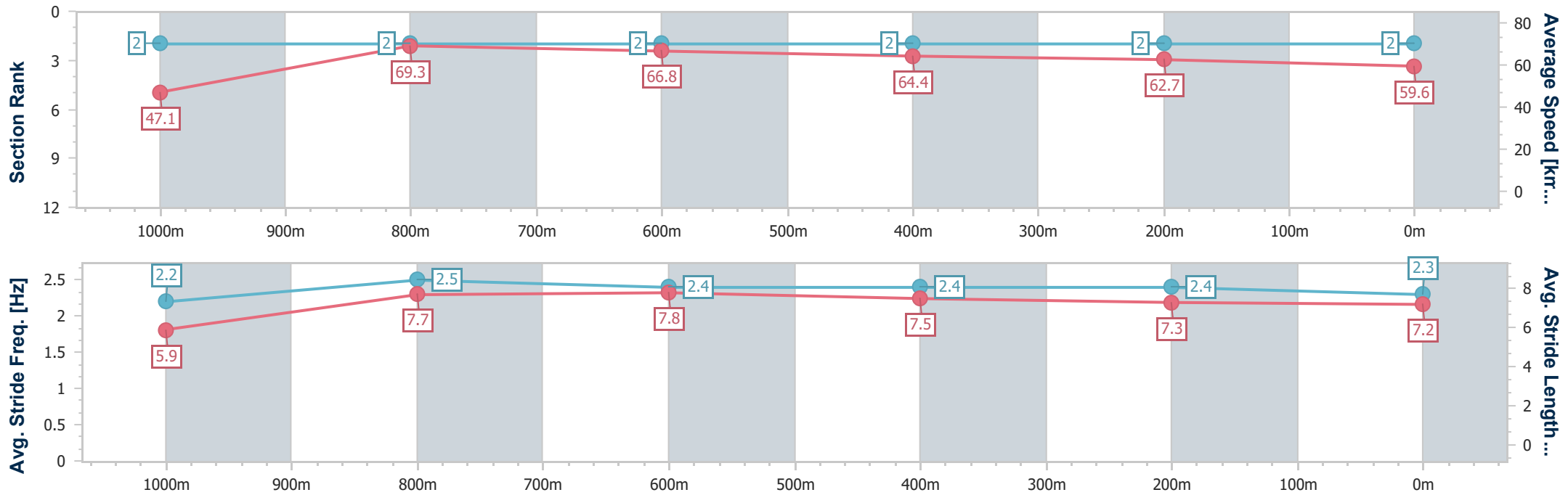


Mackay QLD Professional
 Race 6: MACKAY GAMING SERVICES QTIS Three-Year-Old
 RATINGS BAND 0 - 60 Handicap - 1100m
 30 November 2023 - 16:51



Track Rating: Good 4, Weather: Fine, Rail Position: True

Section	Overall	1000m	800m	600m	400m	200m
Section Times	1:03.96 [2] (0:07.66)	0:56.30 [2] (0:10.41)	0:45.89 [2] (0:10.85)	0:35.04 [2] (0:11.40)	0:23.64 [2] (0:11.58)	0:12.06 [2] (0:12.06)
Average Speed [km/h]	47.1	69.3	66.8	64.4	62.7	59.6
Top Speed [km/h]	65.7	70.5	68.7	65.6	63.5	62.0
Avg. Dist. to Rail [m]	7.4	1.4	1.8	2.6	2.7	2.5
Avg. Stride Freq. [Hz]	2.2	2.5	2.4	2.4	2.4	2.3
Avg. Stride Length [m]	5.9	7.7	7.8	7.5	7.3	7.2



- [] Ranking at each section and finish
- .-.- No data available at this section
- NA No data available



Horse/Jockey Name	Tahkian Bubbles
Final Rank	3
Fastest Section Time (Section)	0:08.06 (Overall)
Top Speed [km/h] (Section)	70.9 (800m)
Race State	Finished

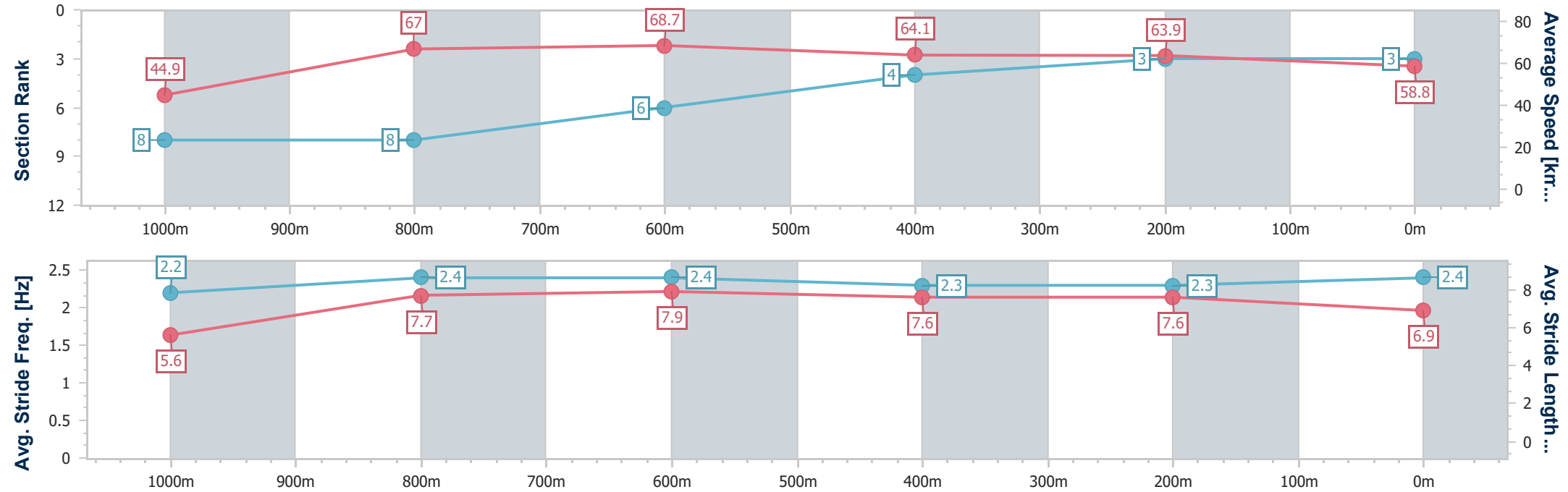


Mackay QLD Professional
 Race 6: MACKAY GAMING SERVICES QTIS Three-Year-Old
 RATINGS BAND 0 - 60 Handicap - 1100m
 30 November 2023 - 16:51



Track Rating: Good 4, Weather: Fine, Rail Position: True

Section	Overall	1000m	800m	600m	400m	200m
Section Times	1:04.18 [3] (0:08.06)	0:56.12 [8] (0:10.76)	0:45.36 [8] (0:10.51)	0:34.85 [6] (0:11.29)	0:23.56 [4] (0:11.34)	0:12.22 [3] (0:12.22)
Average Speed [km/h]	44.9	67.0	68.7	64.1	63.9	58.8
Top Speed [km/h]	64.0	70.6	70.9	66.1	65.4	62.5
Avg. Dist. to Rail [m]	2.1	0.2	1.3	1.1	3.5	4.8
Avg. Stride Freq. [Hz]	2.2	2.4	2.4	2.3	2.3	2.4
Avg. Stride Length [m]	5.6	7.7	7.9	7.6	7.6	6.9



- [] Ranking at each section and finish
- .-.- No data available at this section
- NA No data available



Horse/Jockey Name	Shezapearler
Final Rank	4
Fastest Section Time (Section)	0:08.08 (Overall)
Top Speed [km/h] (Section)	70.2 (800m)
Race State	Finished

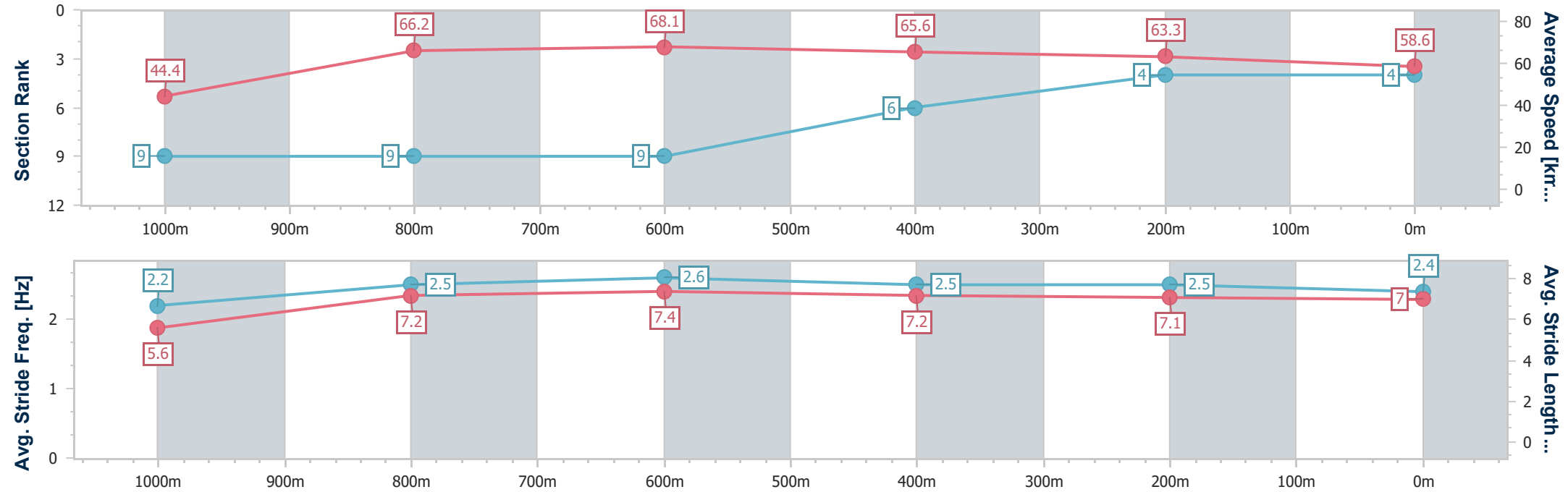


Mackay QLD Professional
 Race 6: MACKAY GAMING SERVICES QTIS Three-Year-Old
 RATINGS BAND 0 - 60 Handicap - 1100m
 30 November 2023 - 16:51



Track Rating: Good 4, Weather: Fine, Rail Position: True

Section	Overall	1000m	800m	600m	400m	200m
Section Times	1:04.58 [4] (0:08.08)	0:56.50 [9] (0:10.91)	0:45.59 [9] (0:10.64)	0:34.95 [9] (0:11.17)	0:23.78 [6] (0:11.46)	0:12.32 [4] (0:12.32)
Average Speed [km/h]	44.4	66.2	68.1	65.6	63.3	58.6
Top Speed [km/h]	62.3	69.4	70.2	66.8	65.0	61.4
Avg. Dist. to Rail [m]	4.3	0.4	2.2	2.7	4.9	6.3
Avg. Stride Freq. [Hz]	2.2	2.5	2.6	2.5	2.5	2.4
Avg. Stride Length [m]	5.6	7.2	7.4	7.2	7.1	7.0



- [] Ranking at each section and finish
- .-.- No data available at this section
- NA No data available



Horse/Jockey Name	Forcesome
Final Rank	5
Fastest Section Time (Section)	0:08.16 (Overall)
Top Speed [km/h] (Section)	68.8 (800m)
Race State	Finished

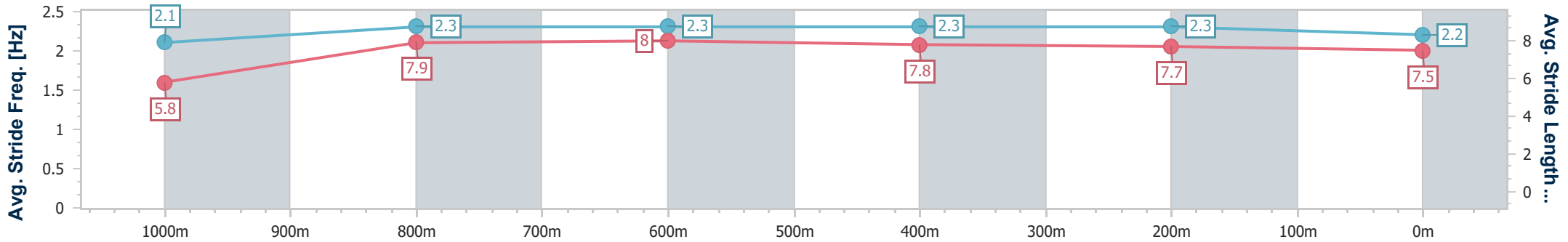
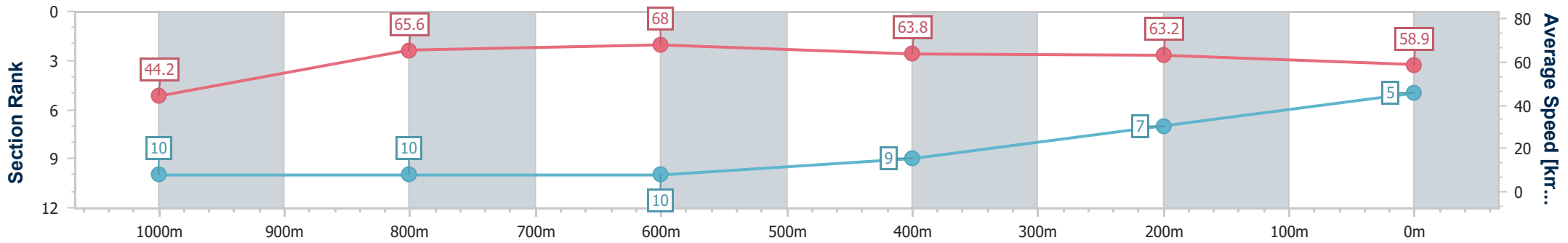


Mackay QLD Professional
 Race 6: MACKAY GAMING SERVICES QTIS Three-Year-Old
 RATINGS BAND 0 - 60 Handicap - 1100m
 30 November 2023 - 16:51



Track Rating: Good 4, Weather: Fine, Rail Position: True

Section	Overall	1000m	800m	600m	400m	200m
Section Times	1:04.81 [5] (0:08.16)	0:56.65 [10] (0:10.94)	0:45.71 [10] (0:10.59)	0:35.12 [10] (0:11.39)	0:23.73 [9] (0:11.49)	0:12.24 [7] (0:12.24)
Average Speed [km/h]	44.2	65.6	68.0	63.8	63.2	58.9
Top Speed [km/h]	63.0	68.5	68.8	65.7	63.7	62.5
Avg. Dist. to Rail [m]	5.4	0.5	0.2	1.3	3.7	4.6
Avg. Stride Freq. [Hz]	2.1	2.3	2.3	2.3	2.3	2.2
Avg. Stride Length [m]	5.8	7.9	8.0	7.8	7.7	7.5



- [] Ranking at each section and finish
- .-.- No data available at this section
- NA No data available



Horse/Jockey Name	Orca
Final Rank	6
Fastest Section Time (Section)	0:07.84 (Overall)
Top Speed [km/h] (Section)	69.0 (800m)
Race State	Finished

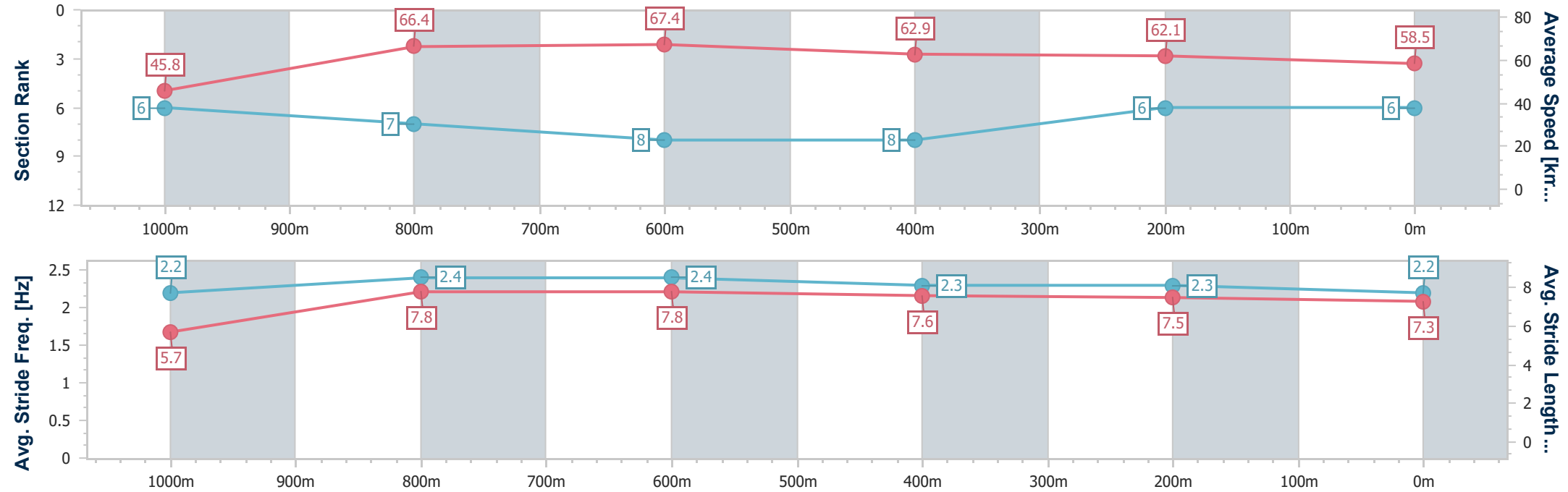


Mackay QLD Professional
 Race 6: MACKAY GAMING SERVICES QTIS Three-Year-Old
 RATINGS BAND 0 - 60 Handicap - 1100m
 30 November 2023 - 16:51



Track Rating: Good 4, Weather: Fine, Rail Position: True

Section	Overall	1000m	800m	600m	400m	200m
Section Times	1:04.83 [6] (0:07.84)	0:56.99 [6] (0:10.97)	0:46.02 [7] (0:10.68)	0:35.34 [8] (0:11.42)	0:23.92 [8] (0:11.65)	0:12.27 [6] (0:12.27)
Average Speed [km/h]	45.8	66.4	67.4	62.9	62.1	58.5
Top Speed [km/h]	62.2	68.6	69.0	65.1	63.1	61.1
Avg. Dist. to Rail [m]	8.7	2.5	1.4	0.3	1.7	2.8
Avg. Stride Freq. [Hz]	2.2	2.4	2.4	2.3	2.3	2.2
Avg. Stride Length [m]	5.7	7.8	7.8	7.6	7.5	7.3



- [] Ranking at each section and finish
- .-.- No data available at this section
- NA No data available



Horse/Jockey Name	Chucka Dummy
Final Rank	7
Fastest Section Time (Section)	0:07.73 (Overall)
Top Speed [km/h] (Section)	70.1 (1000m)
Race State	Finished

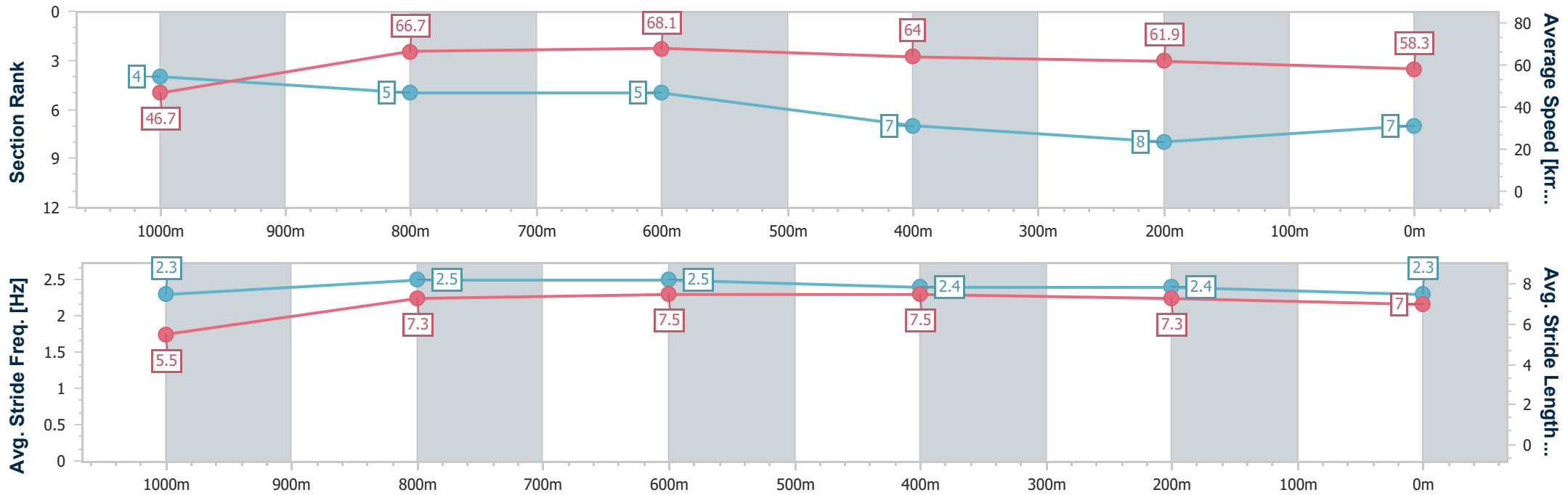


Mackay QLD Professional
 Race 6: MACKAY GAMING SERVICES QTIS Three-Year-Old
 RATINGS BAND 0 - 60 Handicap - 1100m
 30 November 2023 - 16:51



Track Rating: Good 4, Weather: Fine, Rail Position: True

Section	Overall	1000m	800m	600m	400m	200m
Section Times	1:04.99 [7] (0:07.73)	0:57.26 [4] (0:10.83)	0:46.43 [5] (0:10.70)	0:35.73 [5] (0:11.60)	0:24.13 [7] (0:11.76)	0:12.37 [8] (0:12.37)
Average Speed [km/h]	46.7	66.7	68.1	64.0	61.9	58.3
Top Speed [km/h]	63.5	70.1	69.6	66.0	63.9	61.9
Avg. Dist. to Rail [m]	2.3	1.1	3.7	3.8	5.8	6.2
Avg. Stride Freq. [Hz]	2.3	2.5	2.5	2.4	2.4	2.3
Avg. Stride Length [m]	5.5	7.3	7.5	7.5	7.3	7.0



- [] Ranking at each section and finish
- .-.- No data available at this section
- NA No data available



Horse/Jockey Name	Karakaroo
Final Rank	8
Fastest Section Time (Section)	0:07.77 (Overall)
Top Speed [km/h] (Section)	70.5 (800m)
Race State	Finished

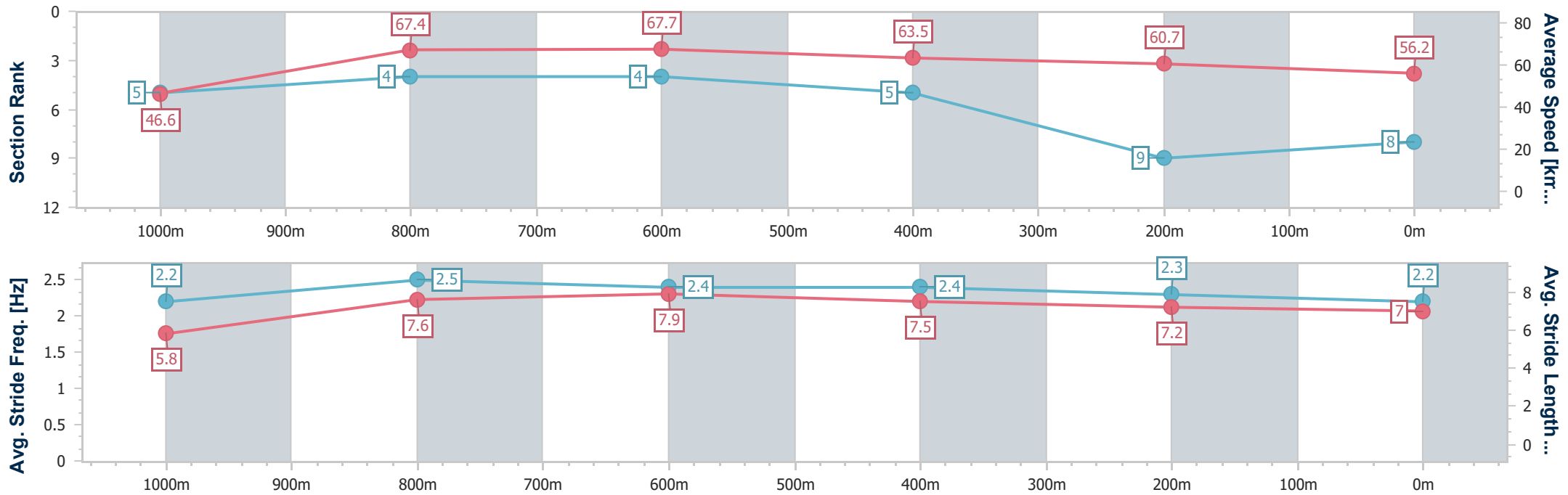


Mackay QLD Professional
 Race 6: MACKAY GAMING SERVICES QTIS Three-Year-Old
 RATINGS BAND 0 - 60 Handicap - 1100m
 30 November 2023 - 16:51



Track Rating: Good 4, Weather: Fine, Rail Position: True

Section	Overall	1000m	800m	600m	400m	200m
Section Times	1:05.53 [8] (0:07.77)	0:57.76 [5] (0:10.69)	0:47.07 [4] (0:10.73)	0:36.34 [4] (0:11.58)	0:24.76 [5] (0:11.96)	0:12.80 [9] (0:12.80)
Average Speed [km/h]	46.6	67.4	67.7	63.5	60.7	56.2
Top Speed [km/h]	64.8	70.5	70.5	66.0	62.2	59.0
Avg. Dist. to Rail [m]	1.8	0.2	2.7	2.9	4.8	5.1
Avg. Stride Freq. [Hz]	2.2	2.5	2.4	2.4	2.3	2.2
Avg. Stride Length [m]	5.8	7.6	7.9	7.5	7.2	7.0



- [] Ranking at each section and finish
- .-.- No data available at this section
- NA No data available



Horse/Jockey Name	The Blonde Goddess
Final Rank	9
Fastest Section Time (Section)	0:07.72 (Overall)
Top Speed [km/h] (Section)	70.2 (1000m)
Race State	Finished

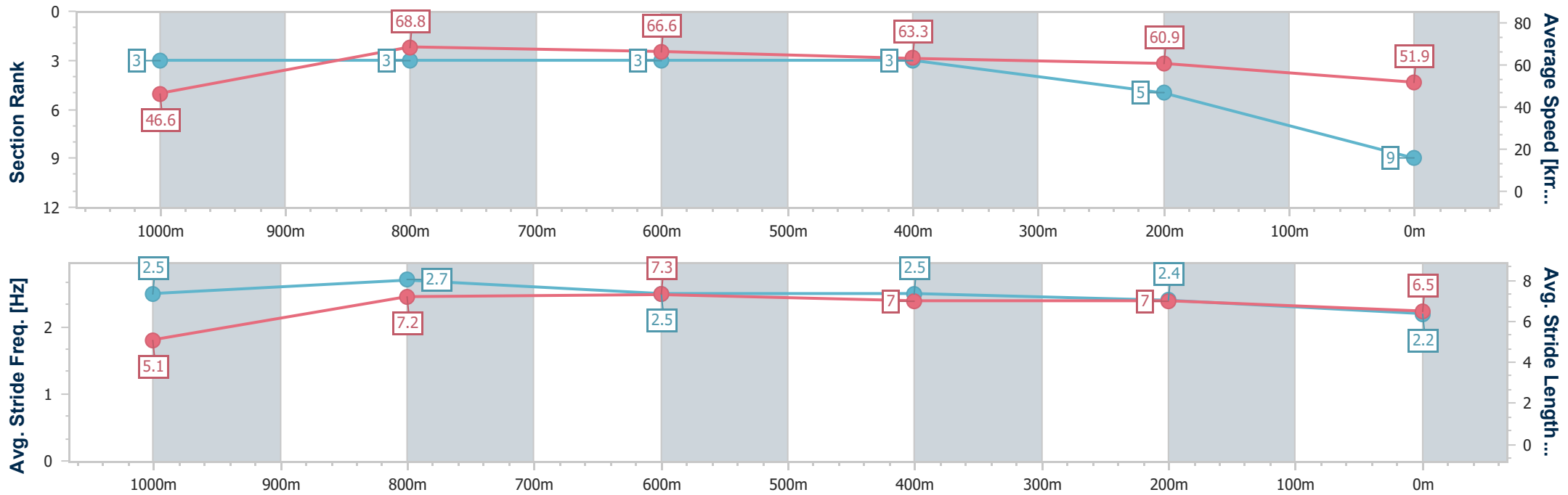


Mackay QLD Professional
 Race 6: MACKAY GAMING SERVICES QTIS Three-Year-Old
 RATINGS BAND 0 - 60 Handicap - 1100m
 30 November 2023 - 16:51



Track Rating: Good 4, Weather: Fine, Rail Position: True

Section	Overall	1000m	800m	600m	400m	200m
Section Times	1:06.29 [9] (0:07.72)	0:58.57 [3] (0:10.48)	0:48.09 [3] (0:10.88)	0:37.21 [3] (0:11.47)	0:25.74 [3] (0:11.84)	0:13.90 [5] (0:13.90)
Average Speed [km/h]	46.6	68.8	66.6	63.3	60.9	51.9
Top Speed [km/h]	65.3	70.2	68.3	64.6	63.8	57.2
Avg. Dist. to Rail [m]	3.3	0.5	1.5	1.5	1.5	2.4
Avg. Stride Freq. [Hz]	2.5	2.7	2.5	2.5	2.4	2.2
Avg. Stride Length [m]	5.1	7.2	7.3	7.0	7.0	6.5



- [] Ranking at each section and finish
- .-.- No data available at this section
- NA No data available



Horse/Jockey Name	Thunderbird
Final Rank	10
Fastest Section Time (Section)	0:07.94 (Overall)
Top Speed [km/h] (Section)	70.6 (1000m)
Race State	Finished

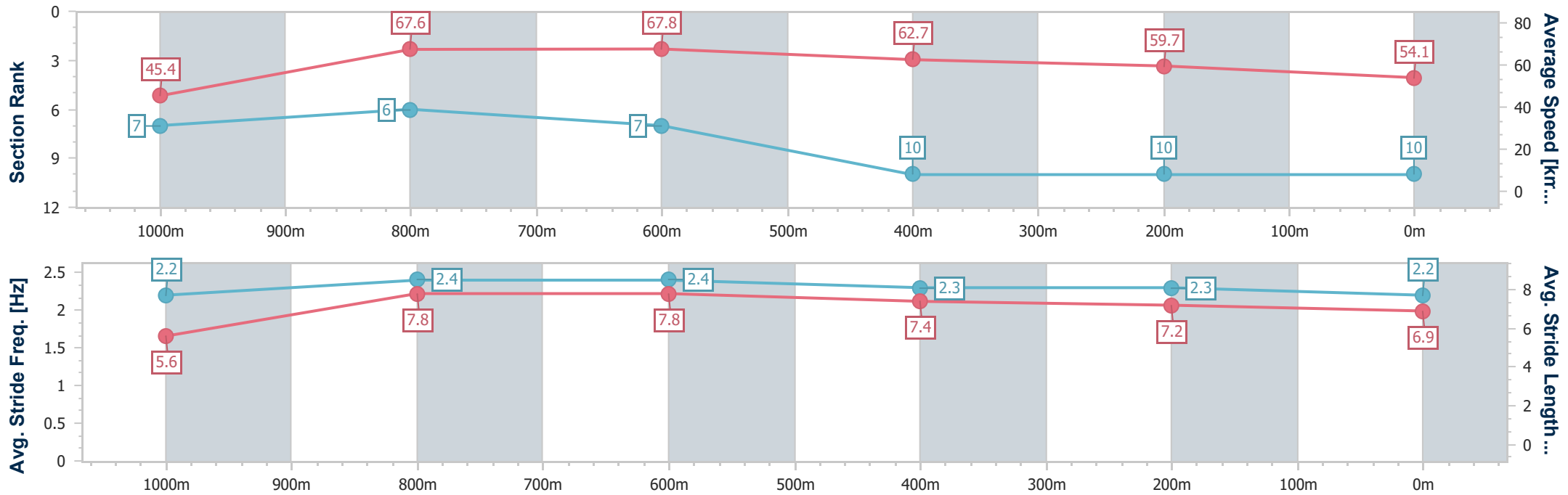


Mackay QLD Professional
 Race 6: MACKAY GAMING SERVICES QTIS Three-Year-Old
 RATINGS BAND 0 - 60 Handicap - 1100m
 30 November 2023 - 16:51



Track Rating: Good 4, Weather: Fine, Rail Position: True

Section	Overall	1000m	800m	600m	400m	200m
Section Times	1:06.76 [10] (0:07.94)	0:58.82 [7] (0:10.76)	0:48.06 [6] (0:10.76)	0:37.30 [7] (0:11.82)	0:25.48 [10] (0:12.18)	0:13.30 [10] (0:13.30)
Average Speed [km/h]	45.4	67.6	67.8	62.7	59.7	54.1
Top Speed [km/h]	63.1	70.6	70.3	64.5	61.9	57.6
Avg. Dist. to Rail [m]	5.3	2.8	4.8	3.6	4.7	4.4
Avg. Stride Freq. [Hz]	2.2	2.4	2.4	2.3	2.3	2.2
Avg. Stride Length [m]	5.6	7.8	7.8	7.4	7.2	6.9



- [] Ranking at each section and finish
- .-.- No data available at this section
- NA No data available