



# Mackay QLD Professional

## Race 5: CHERYL GREEN SPRAY TANNING BENCHMARK 55 Handicap - 1200m

30 November 2023 - 16:11



MACKAY TURF CLUB  
Ooralea Racecourse

Track Rating: Good 4, Weather: Fine, Rail Position: True

Section		Overall	1000m	800m	600m	400m	200m	Last 600m					
Field Times		1:10.51 (0:13.11)	0:57.40 (0:10.32)	0:47.08 (0:10.86)	0:36.22 (0:11.77)	0:24.45 (0:12.04)	0:12.41 (0:12.41)	0:36.22					
Rank	TAB Horse/Jockey	Barrier	Top Speed [km/h]	Fastest Section							Margin	Distance Travelled [m]	
1	4 LUVIN' OUR GRACE Ryan Wiggins	8	71.1 1000m	0:10.47 1000m	1:10.51 [1] (0:13.58)	0:56.93 [8] (0:10.47)	0:46.46 [7] (0:11.03)	0:35.43 [7] (0:11.71)	0:23.72 [8] (0:11.54)	0:12.18 [5] (0:12.18)	1:10.51	0:35.43	
2	9 TOM ROCKS Jason Taylor	5	69.1 1000m	0:10.56 1000m	1:10.54 [2] (0:13.44)	0:57.10 [6] (0:10.56)	0:46.54 [5] (0:11.02)	0:35.52 [6] (0:11.67)	0:23.85 [6] (0:11.68)	0:12.17 [6] (0:12.17)	0.2L	0:35.52	+1
3	6 ALEACO Warwick Satherley	10	69.4 1000m	0:10.69 1000m	1:10.60 [3] (0:13.57)	0:57.03 [7] (0:10.69)	0:46.34 [8] (0:11.00)	0:35.34 [8] (0:11.51)	0:23.83 [7] (0:11.63)	0:12.20 [7] (0:12.20)	0.4L	0:35.34	+4
4	10 THE HAIRDRESSER Justin Stanley	1	71.5 Overall	0:10.32 1000m	1:10.67 [4] (0:13.11)	0:57.56 [1] (0:10.32)	0:47.24 [1] (0:10.86)	0:36.38 [1] (0:11.77)	0:24.61 [1] (0:12.04)	0:12.57 [1] (0:12.57)	0.7L	0:36.38	-3
5	1 KEFALONIA Nikki Olzard	6	68.7 1000m	0:10.63 1000m	1:10.86 [5] (0:13.42)	0:57.44 [5] (0:10.63)	0:46.81 [6] (0:10.91)	0:35.90 [5] (0:11.47)	0:24.43 [4] (0:11.82)	0:12.61 [4] (0:12.61)	1.7L	0:35.90	-1
6	8 LENNY ROCKET Jackson Murphy	12	69.5 1000m	0:10.57 1000m	1:11.08 [6] (0:13.26)	0:57.82 [4] (0:10.57)	0:47.25 [4] (0:10.94)	0:36.31 [3] (0:11.47)	0:24.84 [3] (0:11.98)	0:12.86 [2] (0:12.86)	3L	0:36.31	+1
7	7 CHATILLY Tasha Chambers	9	69.8 1000m	0:10.58 1000m	1:11.14 [7] (0:13.16)	0:57.98 [2] (0:10.58)	0:47.40 [3] (0:11.06)	0:36.34 [4] (0:11.86)	0:24.48 [5] (0:11.93)	0:12.55 [8] (0:12.55)	3.3L	0:36.34	+4
8	11 DAWN REBEL Tahlia Fenlon	2	71.0 1000m	0:10.43 1000m	1:11.30 [8] (0:13.21)	0:58.09 [3] (0:10.43)	0:47.66 [2] (0:10.88)	0:36.78 [2] (0:11.63)	0:25.15 [2] (0:12.09)	0:13.06 [3] (0:13.06)	4.1L	0:36.78	+2
9	5 LUCIA MARIA Gabrielle Semmens	7	68.3 Overall	0:10.84 1000m	1:11.82 [9] (0:13.71)	0:58.11 [9] (0:10.84)	0:47.27 [9] (0:10.93)	0:36.34 [9] (0:11.65)	0:24.69 [9] (0:12.00)	0:12.69 [9] (0:12.69)	7.1L	0:36.34	-3

Scratched: Oligarchy (#2), Shesabomb (#12), Rideau (#3)

[ ] Ranking at each section and finish  
 -:-:- No data available at this section  
 NA No data available

SCN Saddle cloth number  
 DNF Did not finish  
 DNT Did not track



Horse/Jockey Name	Luvin' Our Grace
Final Rank	1
Fastest Section Time (Section)	0:10.47 (1000m)
Top Speed [km/h] (Section)	71.1 (1000m)
Race State	Finished



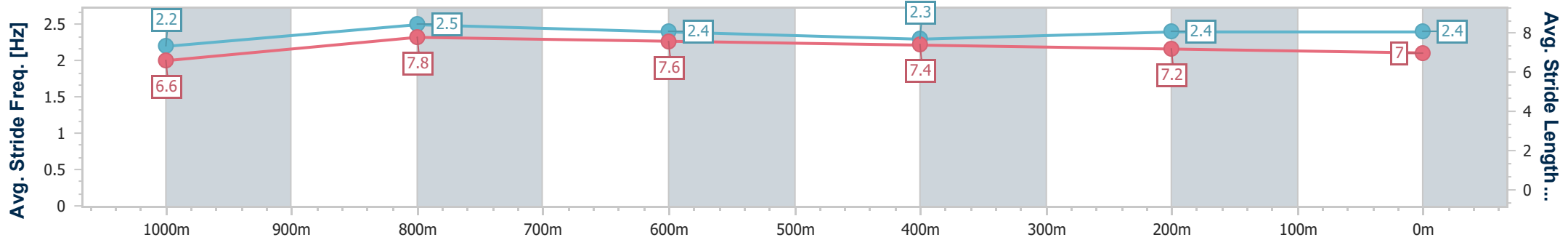
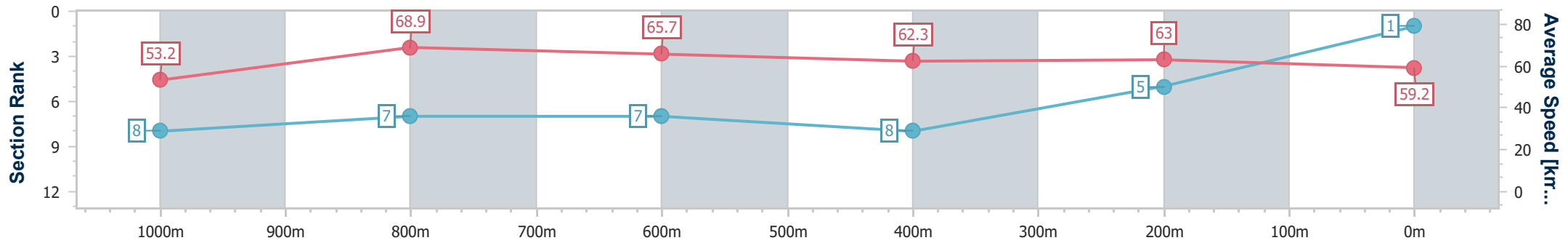
Mackay QLD Professional  
Race 5: CHERYL GREEN SPRAY TANNING BENCHMARK 55  
Handicap - 1200m



30 November 2023 - 16:11

Track Rating: Good 4, Weather: Fine, Rail Position: True

Section	Overall	1000m	800m	600m	400m	200m
Section Times	1:10.51 [1] (0:13.58)	0:56.93 [8] (0:10.47)	0:46.46 [7] (0:11.03)	0:35.43 [7] (0:11.71)	0:23.72 [8] (0:11.54)	0:12.18 [5]
Average Speed [km/h]	53.2	68.9	65.7	62.3	63.0	59.2
Top Speed [km/h]	68.4	71.1	67.0	63.4	63.9	62.8
Avg. Dist. to Rail [m]	4.2	0.9	1.5	2.0	4.3	3.6
Avg. Stride Freq. [Hz]	2.2	2.5	2.4	2.3	2.4	2.4
Avg. Stride Length [m]	6.6	7.8	7.6	7.4	7.2	7.0



- [ ] Ranking at each section and finish
- .-.- No data available at this section
- NA No data available



Horse/Jockey Name	Tom Rocks
Final Rank	2
Fastest Section Time (Section)	0:10.56 (1000m)
Top Speed [km/h] (Section)	69.1 (1000m)
Race State	Finished



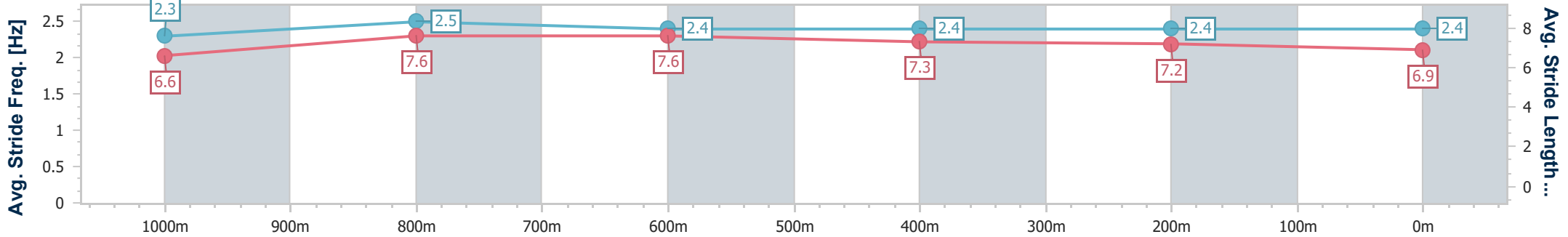
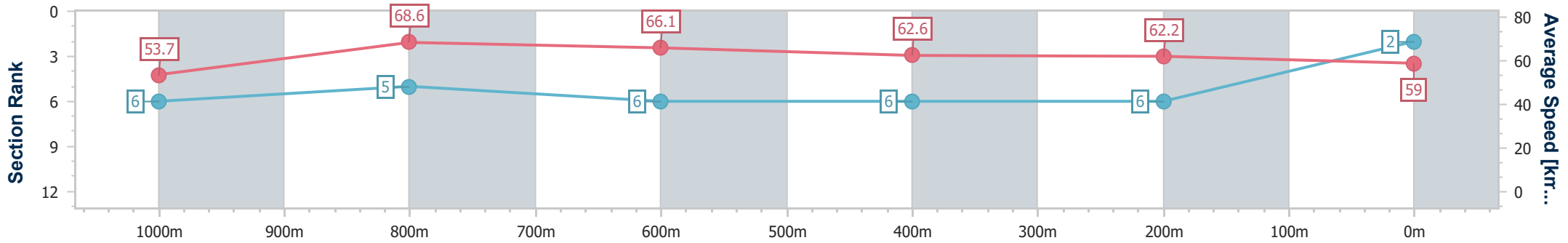
Mackay QLD Professional  
Race 5: CHERYL GREEN SPRAY TANNING BENCHMARK 55  
Handicap - 1200m



30 November 2023 - 16:11

Track Rating: Good 4, Weather: Fine, Rail Position: True

Section	Overall	1000m	800m	600m	400m	200m
Section Times	1:10.54 [2] (0:13.44)	0:57.10 [6] (0:10.56)	0:46.54 [5] (0:11.02)	0:35.52 [6] (0:11.67)	0:23.85 [6] (0:11.68)	0:12.17 [6] (0:12.17)
Average Speed [km/h]	53.7	68.6	66.1	62.6	62.2	59.0
Top Speed [km/h]	68.7	69.1	67.2	64.0	63.0	61.7
Avg. Dist. to Rail [m]	3.2	2.2	2.7	2.0	5.1	8.1
Avg. Stride Freq. [Hz]	2.3	2.5	2.4	2.4	2.4	2.4
Avg. Stride Length [m]	6.6	7.6	7.6	7.3	7.2	6.9



- [ ] Ranking at each section and finish
- .-.- No data available at this section
- NA No data available



Horse/Jockey Name	Aleaco
Final Rank	3
Fastest Section Time (Section)	0:10.69 (1000m)
Top Speed [km/h] (Section)	69.4 (1000m)
Race State	Finished



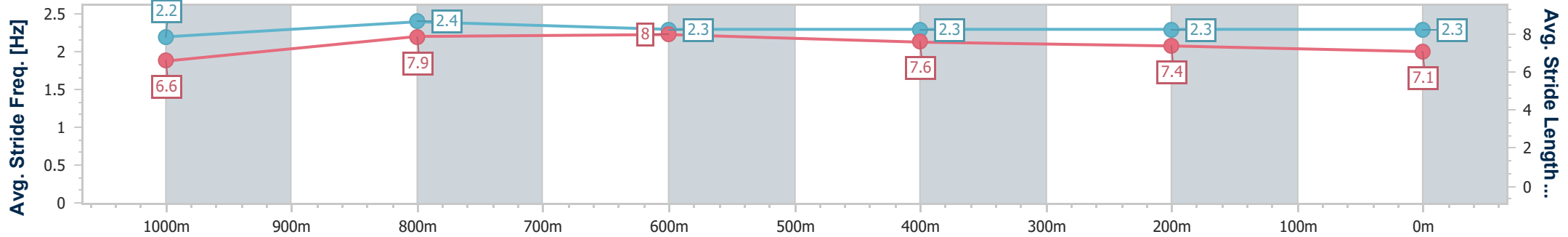
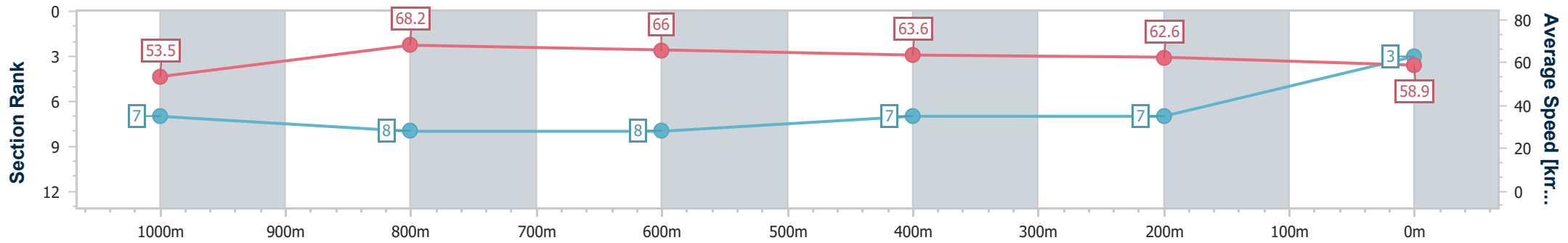
Mackay QLD Professional  
Race 5: CHERYL GREEN SPRAY TANNING BENCHMARK 55  
Handicap - 1200m



30 November 2023 - 16:11

Track Rating: Good 4, Weather: Fine, Rail Position: True

Section	Overall	1000m	800m	600m	400m	200m
Section Times	1:10.60 [3] (0:13.57)	0:57.03 [7] (0:10.69)	0:46.34 [8] (0:11.00)	0:35.34 [8] (0:11.51)	0:23.83 [7] (0:11.63)	0:12.20 [7] (0:12.20)
Average Speed [km/h]	53.5	68.2	66.0	63.6	62.6	58.9
Top Speed [km/h]	67.8	69.4	67.9	64.6	64.2	63.0
Avg. Dist. to Rail [m]	6.8	3.0	2.8	2.6	5.5	8.8
Avg. Stride Freq. [Hz]	2.2	2.4	2.3	2.3	2.3	2.3
Avg. Stride Length [m]	6.6	7.9	8.0	7.6	7.4	7.1



- [ ] Ranking at each section and finish
- .-.- No data available at this section
- NA No data available



Horse/Jockey Name	The Hairdresser
Final Rank	4
Fastest Section Time (Section)	0:10.32 (1000m)
Top Speed [km/h] (Section)	71.5 (Overall)
Race State	Finished



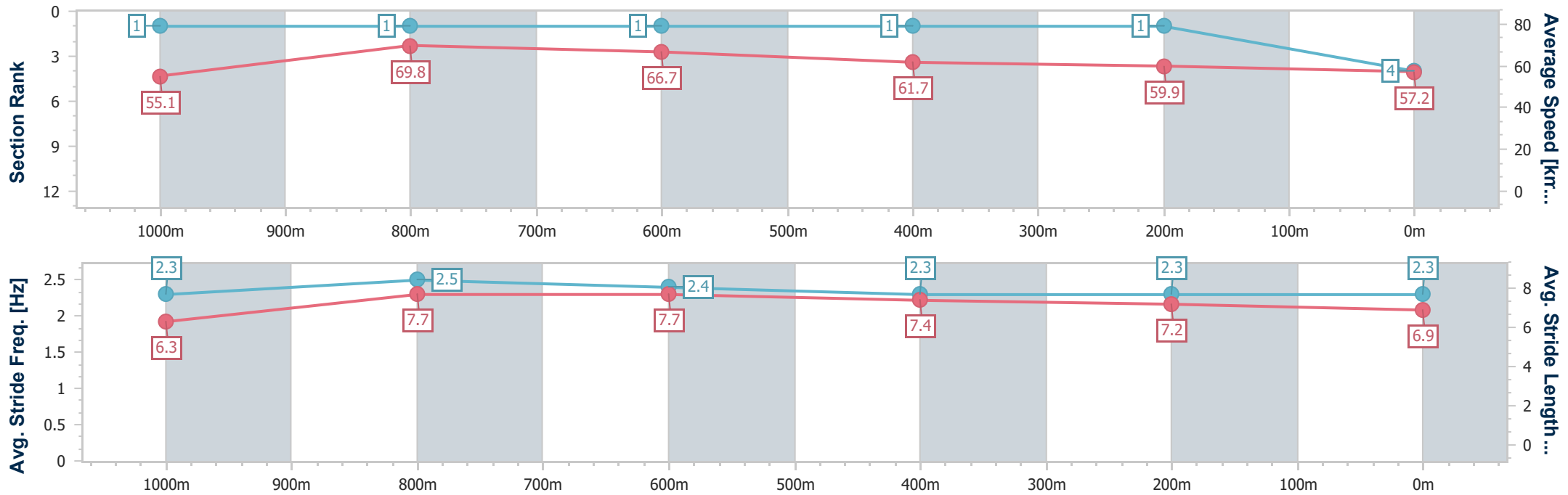
Mackay QLD Professional  
 Race 5: CHERYL GREEN SPRAY TANNING BENCHMARK 55  
 Handicap - 1200m



30 November 2023 - 16:11

Track Rating: Good 4, Weather: Fine, Rail Position: True

Section	Overall	1000m	800m	600m	400m	200m
Section Times	1:10.67 [4] (0:13.11)	0:57.56 [1] (0:10.32)	0:47.24 [1] (0:10.86)	0:36.38 [1] (0:11.77)	0:24.61 [1] (0:12.04)	0:12.57 [1] (0:12.57)
Average Speed [km/h]	55.1	69.8	66.7	61.7	59.9	57.2
Top Speed [km/h]	71.5	71.5	68.3	64.7	60.5	59.8
Avg. Dist. to Rail [m]	1.2	0.7	2.0	1.2	2.3	4.9
Avg. Stride Freq. [Hz]	2.3	2.5	2.4	2.3	2.3	2.3
Avg. Stride Length [m]	6.3	7.7	7.7	7.4	7.2	6.9



- [ ] Ranking at each section and finish
- .-.- No data available at this section
- NA No data available



Horse/Jockey Name	Kefalonia
Final Rank	5
Fastest Section Time (Section)	0:10.63 (1000m)
Top Speed [km/h] (Section)	68.7 (1000m)
Race State	Finished



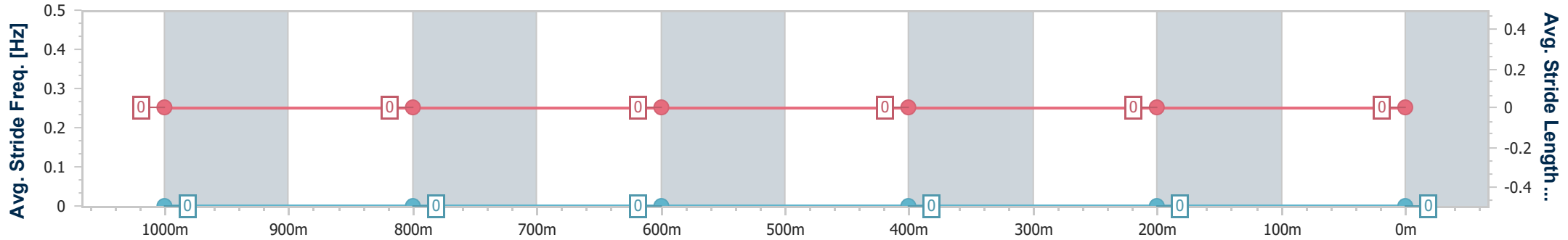
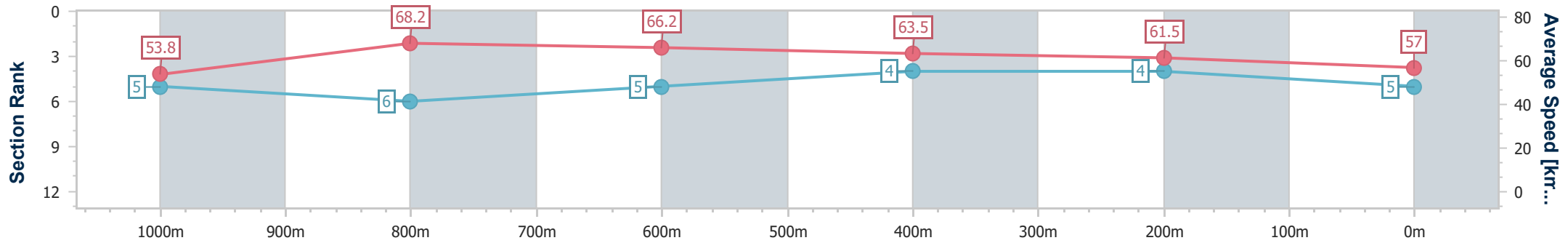
Mackay QLD Professional  
 Race 5: CHERYL GREEN SPRAY TANNING BENCHMARK 55  
 Handicap - 1200m



30 November 2023 - 16:11

Track Rating: Good 4, Weather: Fine, Rail Position: True

Section	Overall	1000m	800m	600m	400m	200m
Section Times	1:10.86 [5] (0:13.42)	0:57.44 [5] (0:10.63)	0:46.81 [6] (0:10.91)	0:35.90 [5] (0:11.47)	0:24.43 [4] (0:11.82)	0:12.61 [4] (0:12.61)
Average Speed [km/h]	53.8	68.2	66.2	63.5	61.5	57.0
Top Speed [km/h]	67.9	68.7	67.6	64.5	62.9	60.6
Avg. Dist. to Rail [m]	3.6	1.8	1.5	1.7	4.7	6.9
Avg. Stride Freq. [Hz]	---	---	---	---	---	---
Avg. Stride Length [m]	---	---	---	---	---	---



- [ ] Ranking at each section and finish
- No data available at this section
- NA No data available



Horse/Jockey Name	Lenny Rocket
Final Rank	6
Fastest Section Time (Section)	0:10.57 (1000m)
Top Speed [km/h] (Section)	69.5 (1000m)
Race State	Finished



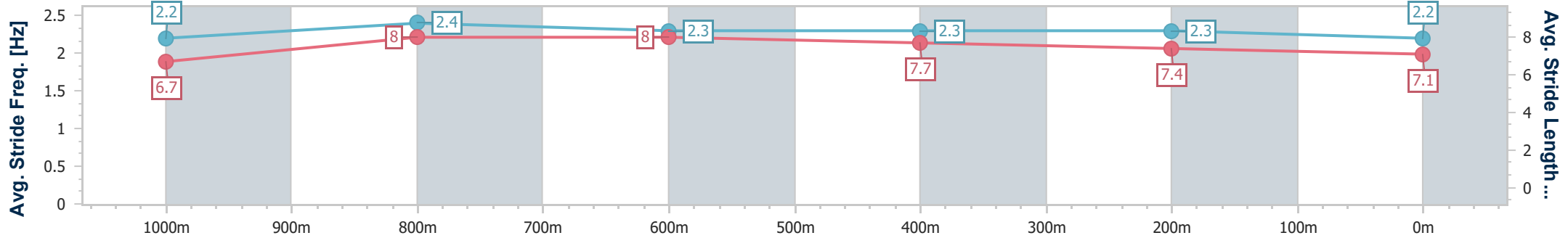
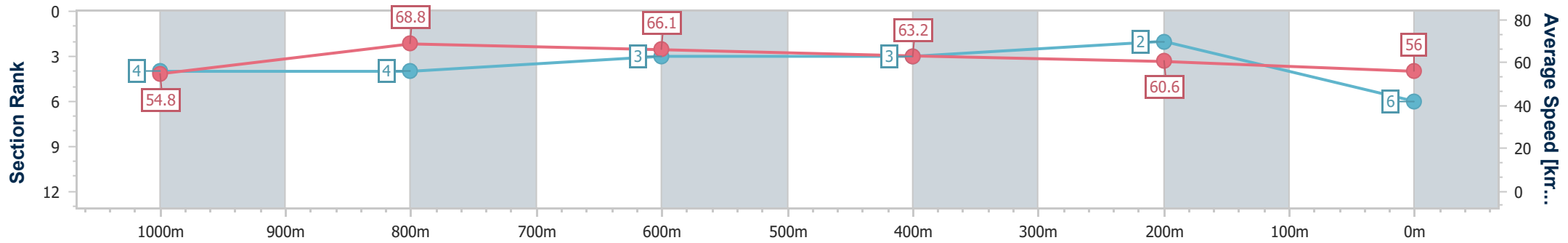
Mackay QLD Professional  
Race 5: CHERYL GREEN SPRAY TANNING BENCHMARK 55  
Handicap - 1200m



30 November 2023 - 16:11

Track Rating: Good 4, Weather: Fine, Rail Position: True

Section	Overall	1000m	800m	600m	400m	200m
Section Times	1:11.08 [6] (0:13.26)	0:57.82 [4] (0:10.57)	0:47.25 [4] (0:10.94)	0:36.31 [3] (0:11.47)	0:24.84 [3] (0:11.98)	0:12.86 [2] (0:12.86)
Average Speed [km/h]	54.8	68.8	66.1	63.2	60.6	56.0
Top Speed [km/h]	69.5	69.5	68.3	65.0	61.2	60.2
Avg. Dist. to Rail [m]	7.3	3.2	1.8	0.9	3.9	5.6
Avg. Stride Freq. [Hz]	2.2	2.4	2.3	2.3	2.3	2.2
Avg. Stride Length [m]	6.7	8.0	8.0	7.7	7.4	7.1



- [ ] Ranking at each section and finish
- .-.- No data available at this section
- NA No data available



Horse/Jockey Name	Chatilly
Final Rank	7
Fastest Section Time (Section)	0:10.58 (1000m)
Top Speed [km/h] (Section)	69.8 (1000m)
Race State	Finished



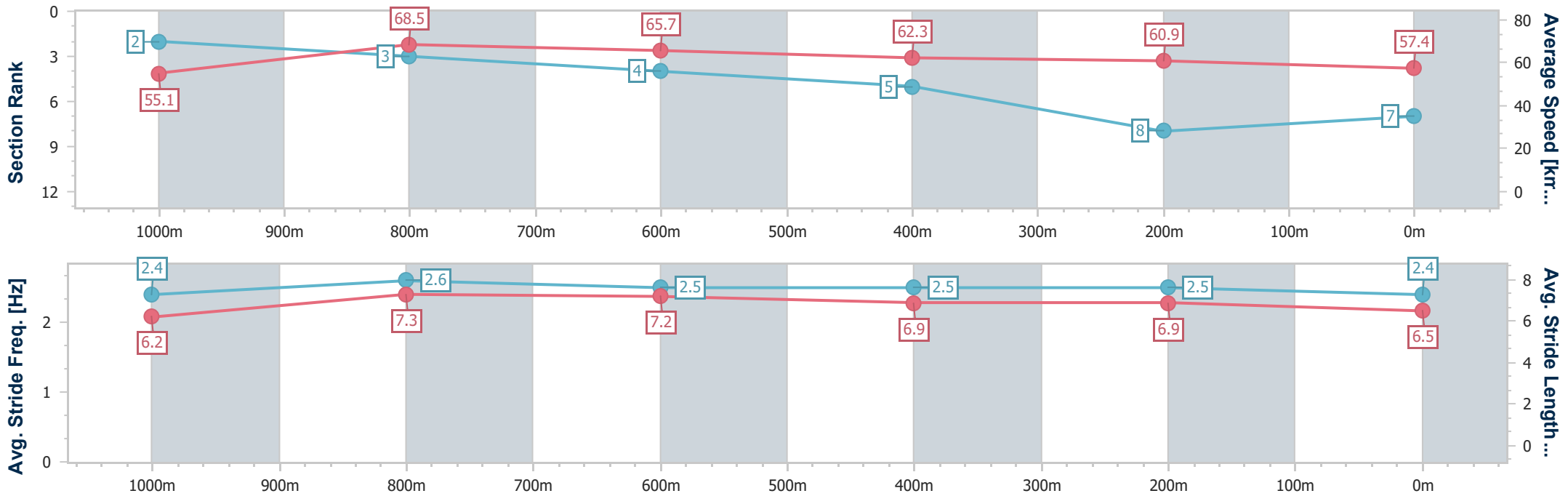
Mackay QLD Professional  
Race 5: CHERYL GREEN SPRAY TANNING BENCHMARK 55  
Handicap - 1200m



30 November 2023 - 16:11

Track Rating: Good 4, Weather: Fine, Rail Position: True

Section	Overall	1000m	800m	600m	400m	200m
Section Times	1:11.14 [7] (0:13.16)	0:57.98 [2] (0:10.58)	0:47.40 [3] (0:11.06)	0:36.34 [4] (0:11.86)	0:24.48 [5] (0:11.93)	0:12.55 [8] (0:12.55)
Average Speed [km/h]	55.1	68.5	65.7	62.3	60.9	57.4
Top Speed [km/h]	69.6	69.8	67.6	64.2	61.8	58.8
Avg. Dist. to Rail [m]	5.7	2.0	2.0	3.8	2.9	2.3
Avg. Stride Freq. [Hz]	2.4	2.6	2.5	2.5	2.5	2.4
Avg. Stride Length [m]	6.2	7.3	7.2	6.9	6.9	6.5



- [ ] Ranking at each section and finish
- .-.- No data available at this section
- NA No data available





Horse/Jockey Name	Dawn Rebel
Final Rank	8
Fastest Section Time (Section)	0:10.43 (1000m)
Top Speed [km/h] (Section)	71.0 (1000m)
Race State	Finished



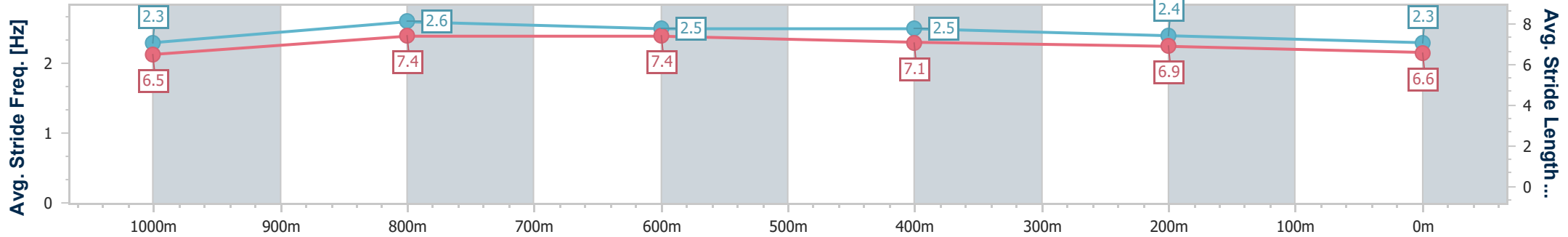
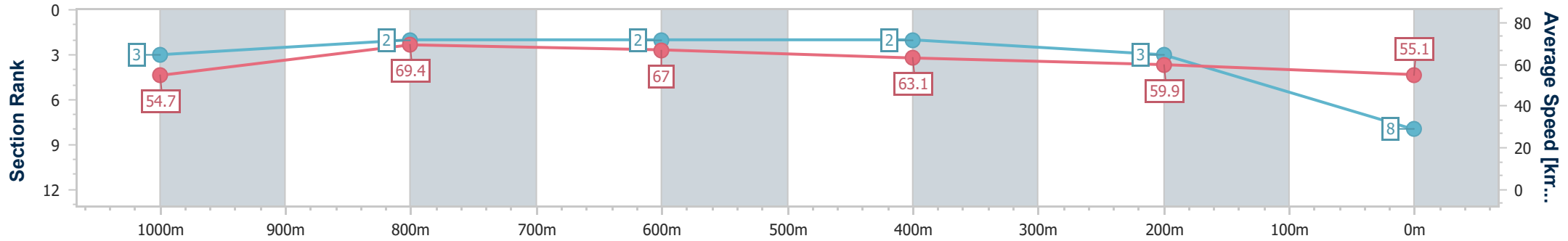
Mackay QLD Professional  
 Race 5: CHERYL GREEN SPRAY TANNING BENCHMARK 55  
 Handicap - 1200m



30 November 2023 - 16:11

Track Rating: Good 4, Weather: Fine, Rail Position: True

Section	Overall	1000m	800m	600m	400m	200m
Section Times	1:11.30 [8] (0:13.21)	0:58.09 [3] (0:10.43)	0:47.66 [2] (0:10.88)	0:36.78 [2] (0:11.63)	0:25.15 [2] (0:12.09)	0:13.06 [3] (0:13.06)
Average Speed [km/h]	54.7	69.4	67.0	63.1	59.9	55.1
Top Speed [km/h]	70.4	71.0	68.6	64.7	60.8	58.5
Avg. Dist. to Rail [m]	2.2	1.3	3.2	2.3	3.2	3.2
Avg. Stride Freq. [Hz]	2.3	2.6	2.5	2.5	2.4	2.3
Avg. Stride Length [m]	6.5	7.4	7.4	7.1	6.9	6.6



- [ ] Ranking at each section and finish
- .-.- No data available at this section
- NA No data available



Horse/Jockey Name	Lucia Maria
Final Rank	9
Fastest Section Time (Section)	0:10.84 (1000m)
Top Speed [km/h] (Section)	68.3 (Overall)
Race State	Finished



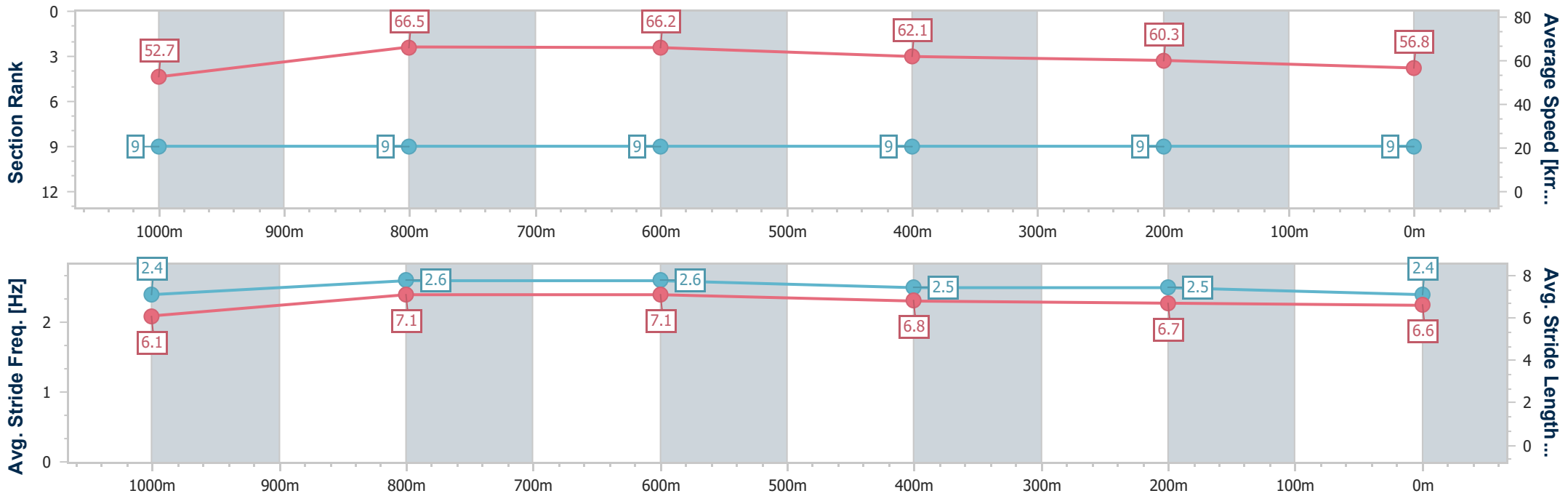
Mackay QLD Professional  
Race 5: CHERYL GREEN SPRAY TANNING BENCHMARK 55  
Handicap - 1200m



30 November 2023 - 16:11

Track Rating: Good 4, Weather: Fine, Rail Position: True

Section	Overall	1000m	800m	600m	400m	200m
Section Times	1:11.82 [9] (0:13.71)	0:58.11 [9] (0:10.84)	0:47.27 [9] (0:10.93)	0:36.34 [9] (0:11.65)	0:24.69 [9] (0:12.00)	0:12.69 [9] (0:12.69)
Average Speed [km/h]	52.7	66.5	66.2	62.1	60.3	56.8
Top Speed [km/h]	68.3	68.2	67.6	65.0	62.1	60.9
Avg. Dist. to Rail [m]	2.7	0.8	1.5	0.6	5.0	6.3
Avg. Stride Freq. [Hz]	2.4	2.6	2.6	2.5	2.5	2.4
Avg. Stride Length [m]	6.1	7.1	7.1	6.8	6.7	6.6



- [ ] Ranking at each section and finish
- .-.- No data available at this section
- NA No data available