



Mackay QLD Professional

Race 2: LADBROKES ODDS SURGE Class 4 Handicap - 1560m



MACKAY TURF CLUB
Ooralea Racecourse

30 November 2023 - 14:22

Track Rating: Good 4, Weather: Fine, Rail Position: True

Section		Overall	1400m	1200m	1000m	800m	600m	400m	Last 600m
Field Times		1:34.37 (0:11.24)	1:23.13 (0:11.72)	1:11.41 (0:12.11)	0:59.30 (0:12.06)	0:47.24 (0:11.52)	0:35.72 (0:11.67)	0:24.05 (0:11.73)	0:35.72

Rank	TAB	Horse/Jockey	Barrier	Top Speed [km/h]	Fastest Section	Overall	1400m	1200m	1000m	800m	600m	400m	Last 600m	Distance Travelled [m]
1	2	FRESH PRINCE Ashley Butler	5	64.0 600m	0:11.27 Overall	1:34.37 [1] (0:11.27)	1:23.10 [2] (0:11.92)	1:11.18 [2] (0:12.10)	0:59.08 [2] (0:12.00)	0:47.08 [2] (0:11.52)	0:35.56 [2] (0:11.51)	0:24.05 [1] (0:11.73)	0:35.56	
2	4	AWE Justin Stanley	1	64.8 600m	0:11.48 Overall	1:34.59 [2] (0:11.48)	1:23.11 [4] (0:11.84)	1:11.27 [3] (0:12.07)	0:59.20 [3] (0:12.03)	0:47.17 [3] (0:11.63)	0:35.54 [3] (0:11.62)	0:23.92 [3] (0:11.73)	0:35.54	+5
3	7	HUNUA HANK Scott Sheargold	2	64.2 800m	0:11.60 800m	1:35.66 [3] (0:11.63)	1:24.03 [5] (0:11.91)	1:12.12 [5] (0:12.24)	0:59.88 [5] (0:12.00)	0:47.88 [5] (0:11.60)	0:36.28 [5] (0:11.78)	0:24.50 [5] (0:11.99)	0:36.28	+2
4	3	JOE'S GIGGLE Adam Sewell	6	63.5 800m	0:11.32 Overall	1:35.78 [4] (0:11.32)	1:24.46 [3] (0:12.01)	1:12.45 [4] (0:12.13)	1:00.32 [4] (0:12.05)	0:48.27 [4] (0:11.57)	0:36.70 [4] (0:11.70)	0:25.00 [4] (0:12.14)	0:36.70	+5
5	5	VITESSE FRANCAIS Tahlia Fenlon	3	63.6 800m	0:11.24 Overall	1:35.90 [5] (0:11.24)	1:24.66 [1] (0:11.72)	1:12.94 [1] (0:12.11)	1:00.83 [1] (0:12.06)	0:48.77 [1] (0:11.52)	0:37.25 [1] (0:11.67)	0:25.58 [2] (0:12.25)	0:37.25	-1

Scratched: Brazen Breccia (#6), Moenave (#1)

[] Ranking at each section and finish
 -:-:- No data available at this section
 NA No data available

SCN Saddle cloth number
 DNF Did not finish
 DNT Did not track



Mackay QLD Professional

Race 2: LADBROKES ODDS SURGE Class 4 Handicap - 1560m



MACKAY TURF CLUB
Ooralea Racecourse

30 November 2023 - 14:22

Track Rating: Good 4, Weather: Fine, Rail Position: True

Section				200m				Last 600m	
Field Times				0:12.32 (0:12.32)				0:35.72	
Rank	TAB	Horse/Jockey	Barrier	Top Speed [km/h]	Fastest Section	Margin			Distance Travelled [m]
1	2	FRESH PRINCE Ashley Butler	5	64.0 600m	0:11.27 Overall	0:12.32 [1] (0:12.32)	1:34.37		0:35.56
2	4	AWE Justin Stanley	1	64.8 600m	0:11.48 Overall	0:12.19 [2] (0:12.19)	1.3L		0:35.54 +5
3	7	HUNUA HANK Scott Sheargold	2	64.2 800m	0:11.60 800m	0:12.51 [5] (0:12.51)	7.6L		0:36.28 +2
4	3	JOE'S GIGGLE Adam Sewell	6	63.5 800m	0:11.32 Overall	0:12.86 [4] (0:12.86)	8.1L		0:36.70 +5
5	5	VITESSE FRANCAIS Tahlia Fenlon	3	63.6 800m	0:11.24 Overall	0:13.33 [3] (0:13.33)	8.6L		0:37.25 -1

Scratched: Brazen Breccia (#6), Moenave (#1)



Horse/Jockey Name	Fresh Prince
Final Rank	1
Fastest Section Time (Section)	0:11.27 (Overall)
Top Speed [km/h] (Section)	64.0 (600m)
Race State	Finished



Mackay QLD Professional

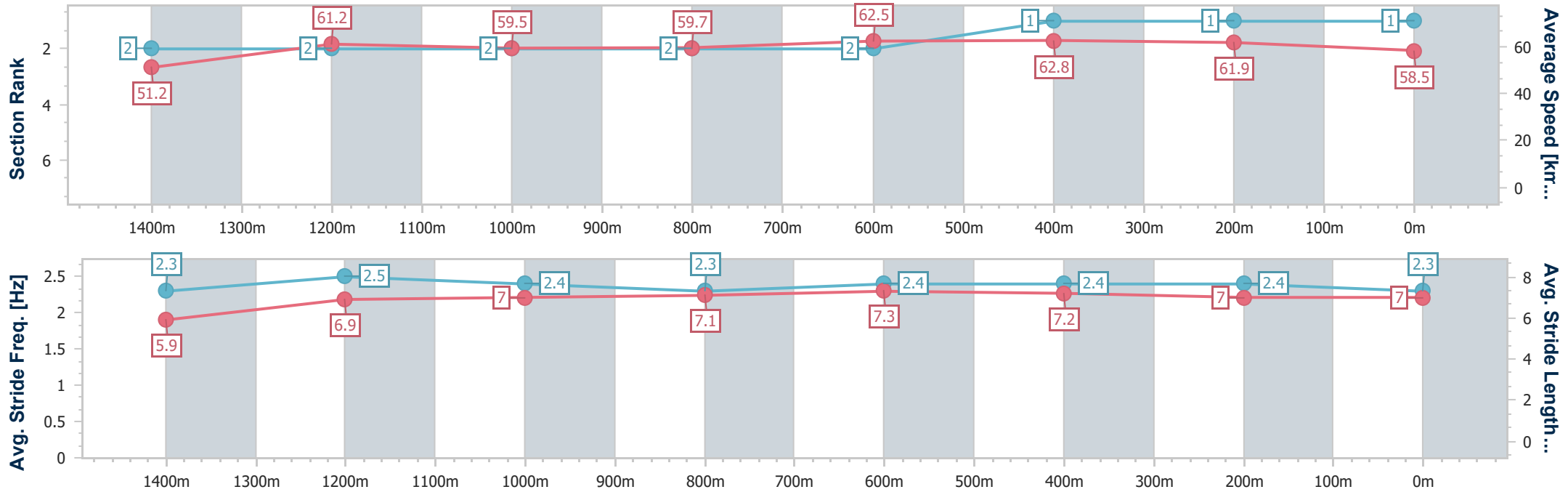
Race 2: LADBROKES ODDS SURGE Class 4 Handicap - 1560m

30 November 2023 - 14:22

Track Rating: Good 4, Weather: Fine, Rail Position: True



Section	Overall	1400m	1200m	1000m	800m	600m	400m	200m
Section Times	1:34.37 [1] (0:11.27)	1:23.10 [2] (0:11.92)	1:11.18 [2] (0:12.10)	0:59.08 [2] (0:12.00)	0:47.08 [2] (0:11.52)	0:35.56 [2] (0:11.51)	0:24.05 [1] (0:11.73)	0:12.32 [1] (0:12.32)
Average Speed [km/h]	51.2	61.2	59.5	59.7	62.5	62.8	61.9	58.5
Top Speed [km/h]	62.3	62.3	61.1	61.1	63.3	64.0	63.4	61.0
Avg. Dist. to Rail [m]	5.5	2.4	0.3	0.6	0.5	1.0	3.3	4.8
Avg. Stride Freq. [Hz]	2.3	2.5	2.4	2.3	2.4	2.4	2.4	2.3
Avg. Stride Length [m]	5.9	6.9	7.0	7.1	7.3	7.2	7.0	7.0



- [] Ranking at each section and finish
- .-.-.- No data available at this section
- NA No data available



Horse/Jockey Name	Awe
Final Rank	2
Fastest Section Time (Section)	0:11.48 (Overall)
Top Speed [km/h] (Section)	64.8 (600m)
Race State	Finished



Mackay QLD Professional

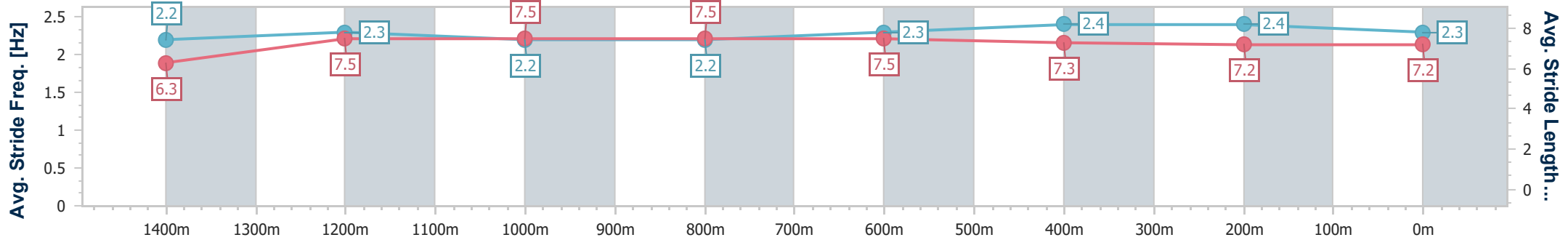
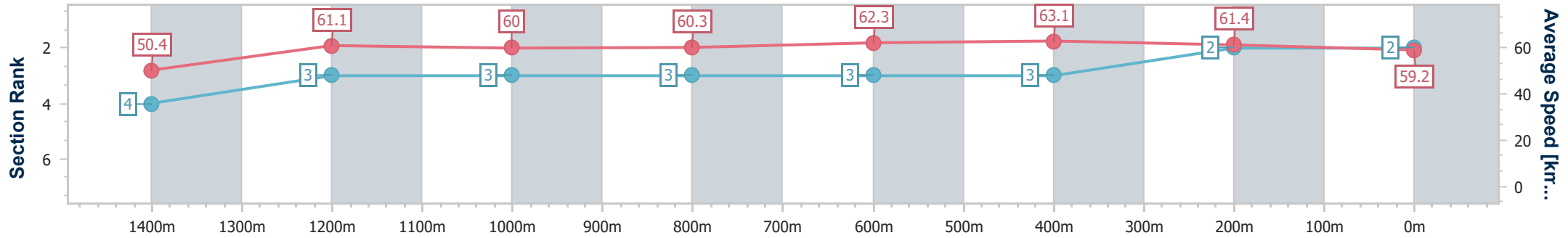
Race 2: LADBROKES ODDS SURGE Class 4 Handicap - 1560m

30 November 2023 - 14:22

Track Rating: Good 4, Weather: Fine, Rail Position: True



Section	Overall	1400m	1200m	1000m	800m	600m	400m	200m
Section Times	1:34.59 [2] (0:11.48)	1:23.11 [4] (0:11.84)	1:11.27 [3] (0:12.07)	0:59.20 [3] (0:12.03)	0:47.17 [3] (0:11.63)	0:35.54 [3] (0:11.62)	0:23.92 [3] (0:11.73)	0:12.19 [2] (0:12.19)
Average Speed [km/h]	50.4	61.1	60.0	60.3	62.3	63.1	61.4	59.2
Top Speed [km/h]	61.2	62.2	60.8	60.7	64.0	64.8	63.3	61.8
Avg. Dist. to Rail [m]	3.1	1.7	1.9	2.3	3.0	2.0	2.2	4.3
Avg. Stride Freq. [Hz]	2.2	2.3	2.2	2.2	2.3	2.4	2.4	2.3
Avg. Stride Length [m]	6.3	7.5	7.5	7.5	7.5	7.3	7.2	7.2



- [] Ranking at each section and finish
- .-.- No data available at this section
- NA No data available



Horse/Jockey Name	Hunua Hank
Final Rank	3
Fastest Section Time (Section)	0:11.60 (800m)
Top Speed [km/h] (Section)	64.2 (800m)
Race State	Finished



Mackay QLD Professional

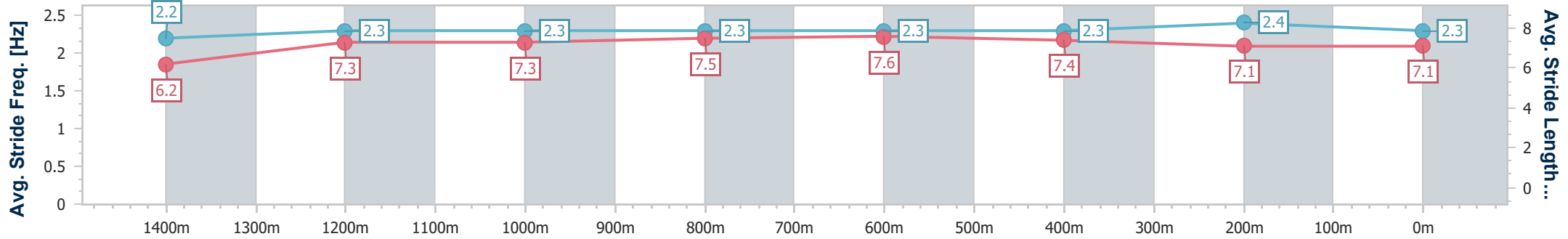
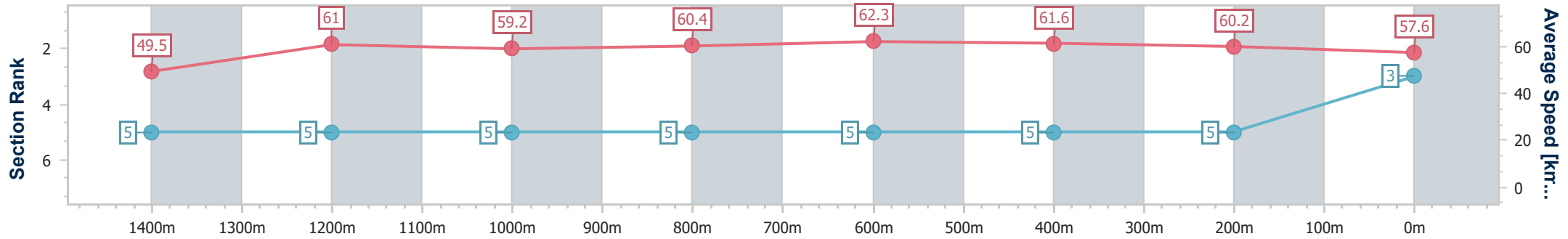
Race 2: LADBROKES ODDS SURGE Class 4 Handicap - 1560m

30 November 2023 - 14:22

Track Rating: Good 4, Weather: Fine, Rail Position: True



Section	Overall	1400m	1200m	1000m	800m	600m	400m	200m
Section Times	1:35.66 [3] (0:11.63)	1:24.03 [5] (0:11.91)	1:12.12 [5] (0:12.24)	0:59.88 [5] (0:12.00)	0:47.88 [5] (0:11.60)	0:36.28 [5] (0:11.78)	0:24.50 [5] (0:11.99)	0:12.51 [5] (0:12.51)
Average Speed [km/h]	49.5	61.0	59.2	60.4	62.3	61.6	60.2	57.6
Top Speed [km/h]	61.3	62.1	61.1	61.0	64.2	63.0	61.0	59.8
Avg. Dist. to Rail [m]	3.3	2.4	2.1	1.7	1.5	1.3	2.1	2.8
Avg. Stride Freq. [Hz]	2.2	2.3	2.3	2.3	2.3	2.3	2.4	2.3
Avg. Stride Length [m]	6.2	7.3	7.3	7.5	7.6	7.4	7.1	7.1



- [] Ranking at each section and finish
- .-.- No data available at this section
- NA No data available



Horse/Jockey Name	Joe's Giggle
Final Rank	4
Fastest Section Time (Section)	0:11.32 (Overall)
Top Speed [km/h] (Section)	63.5 (800m)
Race State	Finished



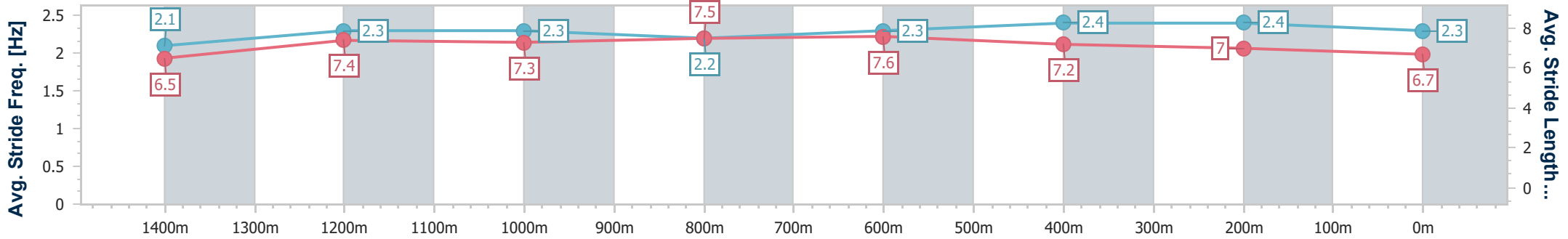
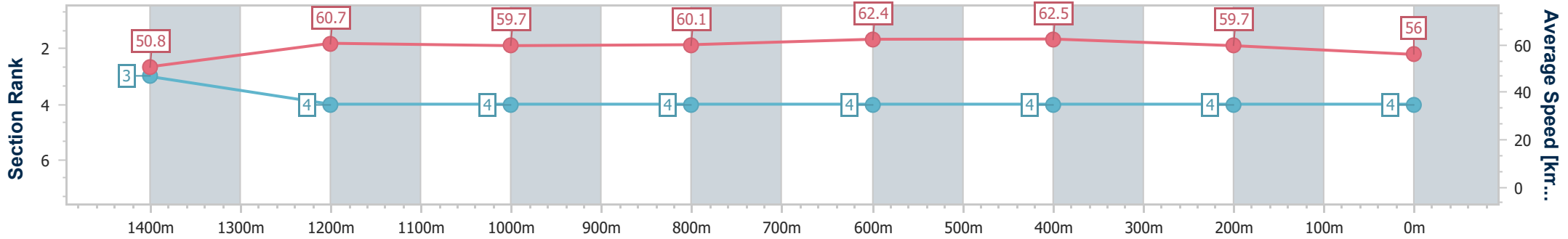
Mackay QLD Professional
Race 2: LADBROKES ODDS SURGE Class 4 Handicap - 1560m



30 November 2023 - 14:22

Track Rating: Good 4, Weather: Fine, Rail Position: True

Section	Overall	1400m	1200m	1000m	800m	600m	400m	200m
Section Times	1:35.78 [4] (0:11.32)	1:24.46 [3] (0:12.01)	1:12.45 [4] (0:12.13)	1:00.32 [4] (0:12.05)	0:48.27 [4] (0:11.57)	0:36.70 [4] (0:11.70)	0:25.00 [4] (0:12.14)	0:12.86 [4] (0:12.86)
Average Speed [km/h]	50.8	60.7	59.7	60.1	62.4	62.5	59.7	56.0
Top Speed [km/h]	60.7	61.5	61.5	60.5	63.5	63.2	61.7	59.5
Avg. Dist. to Rail [m]	7.0	3.0	2.3	1.8	1.7	2.0	3.2	4.1
Avg. Stride Freq. [Hz]	2.1	2.3	2.3	2.2	2.3	2.4	2.4	2.3
Avg. Stride Length [m]	6.5	7.4	7.3	7.5	7.6	7.2	7.0	6.7



- [] Ranking at each section and finish
- .-.- No data available at this section
- NA No data available



Horse/Jockey Name	Vitesse Francais
Final Rank	5
Fastest Section Time (Section)	0:11.24 (Overall)
Top Speed [km/h] (Section)	63.6 (800m)
Race State	Finished



Mackay QLD Professional

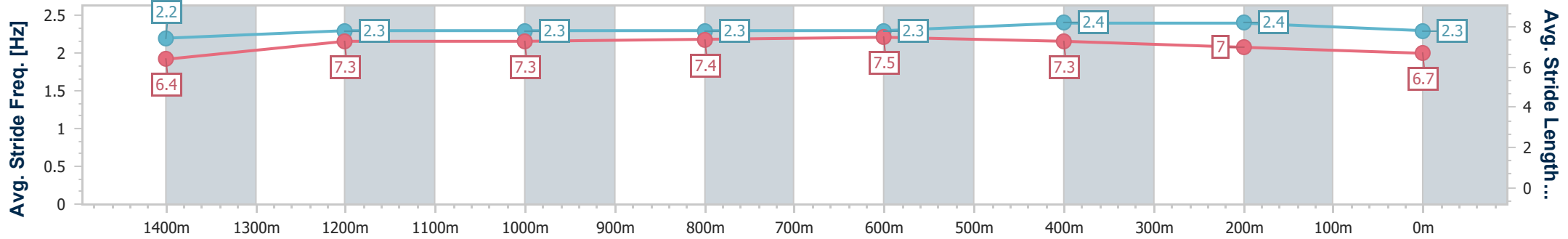
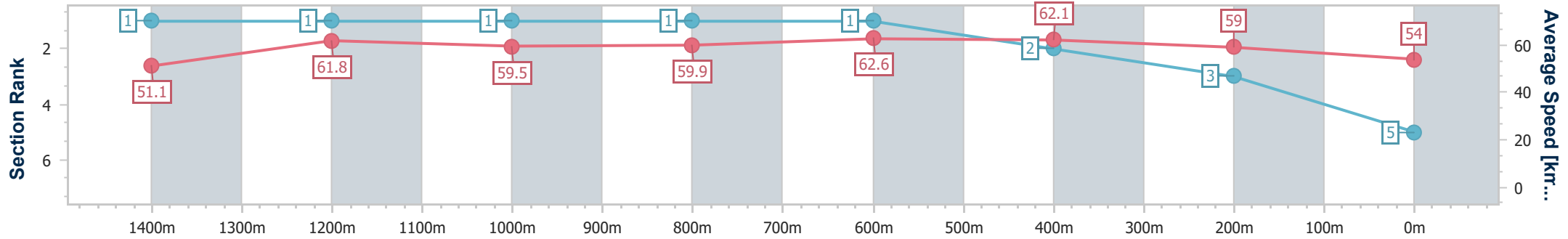
Race 2: LADBROKES ODDS SURGE Class 4 Handicap - 1560m

30 November 2023 - 14:22

Track Rating: Good 4, Weather: Fine, Rail Position: True



Section	Overall	1400m	1200m	1000m	800m	600m	400m	200m
Section Times	1:35.90 [5] (0:11.24)	1:24.66 [1] (0:11.72)	1:12.94 [1] (0:12.11)	1:00.83 [1] (0:12.06)	0:48.77 [1] (0:11.52)	0:37.25 [1] (0:11.67)	0:25.58 [2] (0:12.25)	0:13.33 [3] (0:13.33)
Average Speed [km/h]	51.1	61.8	59.5	59.9	62.6	62.1	59.0	54.0
Top Speed [km/h]	62.6	63.1	61.0	61.4	63.6	63.3	60.5	57.3
Avg. Dist. to Rail [m]	4.5	1.3	1.0	0.8	0.7	0.9	1.6	1.5
Avg. Stride Freq. [Hz]	2.2	2.3	2.3	2.3	2.3	2.4	2.4	2.3
Avg. Stride Length [m]	6.4	7.3	7.3	7.4	7.5	7.3	7.0	6.7



- [] Ranking at each section and finish
- .-.-.- No data available at this section
- NA No data available