



Ipswich QLD Professional
Race 5: SAMMUT BULOW Colts, Geldings & Entires BENCHMARK 65
Handicap - 1200m
29 November 2023 - 15:38



Track Rating: Heavy 10, Weather: Overcast, Rail Position: +8m Entire

Section		Overall	1000m	800m	600m	400m	200m	Last 600m					
Field Times		1:11.44 (0:13.91)	0:57.53 (0:10.79)	0:46.74 (0:11.25)	0:35.49 (0:11.77)	0:23.72 (0:11.86)	0:11.86 (0:11.86)	0:35.49					
Rank	TAB Horse/Jockey	Barrier	Top Speed [km/h]	Fastest Section							Margin	Distance Travelled [m]	
1	1 PACIFIC PADRINO Bailey Wheeler	4	65.4 1000m	0:11.13 1000m	1:11.44 [1] (0:14.25)	0:57.19 [5] (0:11.13)	0:46.06 [5] (0:11.24)	0:34.82 [5] (0:11.47)	0:23.35 [4] (0:11.55)	0:11.80 [2] (0:11.80)	1:11.44	0:34.82	
2	10 A LOT OF BOOTY James Orman	6	67.4 1000m	0:10.92 1000m	1:11.57 [2] (0:14.08)	0:57.49 [3] (0:10.92)	0:46.57 [3] (0:11.25)	0:35.32 [2] (0:11.66)	0:23.66 [2] (0:11.67)	0:11.99 [1] (0:11.99)	0.8L	0:35.32	+0
3	5 MAGIC IN ME Damien Thornton	2	66.6 1000m	0:10.96 1000m	1:11.99 [3] (0:14.01)	0:57.98 [2] (0:10.96)	0:47.02 [2] (0:11.28)	0:35.74 [2] (0:11.71)	0:24.03 [3] (0:11.91)	0:12.12 [4] (0:12.12)	3.1L	0:35.74	-2
4	3 APPLECROSS Cejay Graham	5	65.0 1000m	0:11.21 800m	1:12.17 [4] (0:14.25)	0:57.92 [6] (0:11.36)	0:46.56 [6] (0:11.21)	0:35.35 [6] (0:11.44)	0:23.91 [6] (0:11.66)	0:12.25 [5] (0:12.25)	4.1L	0:35.35	+1
5	9 SHINSHINTO Boris Thornton	11	67.5 1000m	0:10.79 1000m	1:12.37 [5] (0:13.91)	0:58.46 [1] (0:10.79)	0:47.67 [1] (0:11.25)	0:36.42 [1] (0:11.77)	0:24.65 [1] (0:11.99)	0:12.66 [3] (0:12.66)	5.1L	0:36.42	-1
6	4 GOT THE LOT Tahlia Fenlon	1	67.5 Overall	0:11.06 1000m	1:12.88 [6] (0:14.23)	0:58.65 [4] (0:11.06)	0:47.59 [4] (0:11.26)	0:36.33 [4] (0:11.67)	0:24.66 [5] (0:12.11)	0:12.55 [6] (0:12.55)	8.1L	0:36.33	-1
7	6 BY THE LAW Angela Jones	9	63.6 1000m	0:11.36 1000m	1:13.17 [7] (0:14.54)	0:58.63 [7] (0:11.36)	0:47.27 [7] (0:11.49)	0:35.78 [7] (0:11.68)	0:24.10 [7] (0:11.94)	0:12.16 [7] (0:12.16)	9.6L	0:35.78	-2

Scratched: Flying Rothe (#2), Where's The Fire (#11), Bungaribee Lad (#8), Goomeri (#7)

[] Ranking at each section and finish
 -:-:- No data available at this section
 NA No data available

SCN Saddle cloth number
 DNF Did not finish
 DNT Did not track



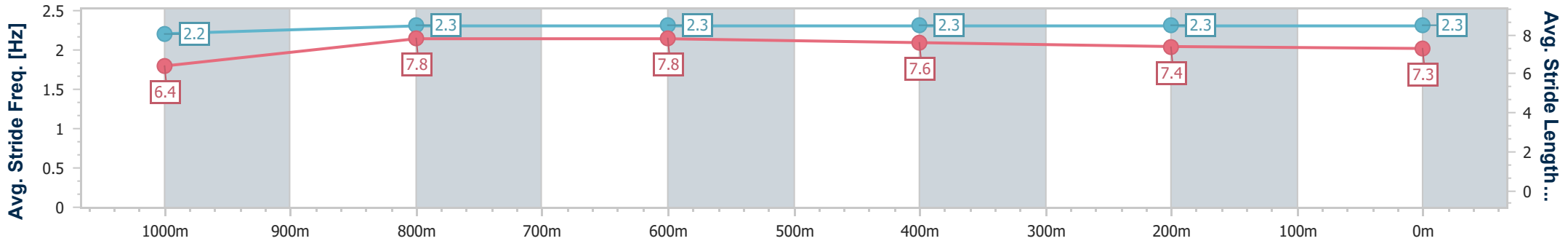
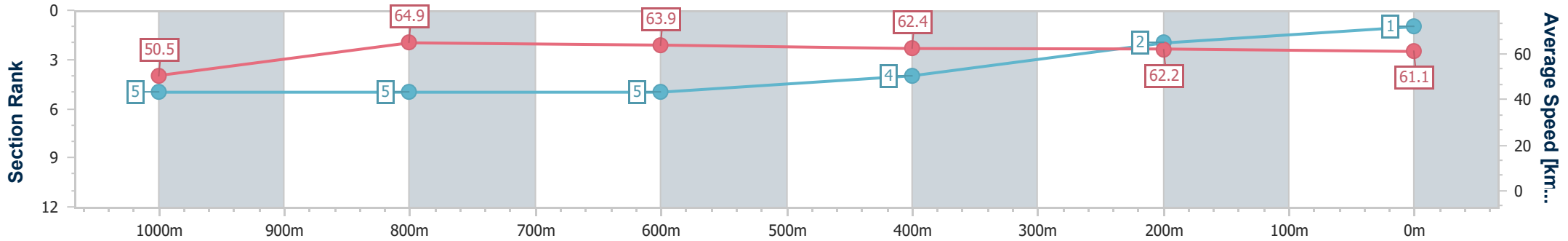
Horse/Jockey Name	Pacific Padrino
Final Rank	1
Fastest Section Time (Section)	0:11.13 (1000m)
Top Speed [km/h] (Section)	65.4 (1000m)
Race State	Finished



Ipswich QLD Professional
 Race 5: SAMMUT BULOW Colts, Geldings & Entires
 BENCHMARK 65 Handicap - 1200m
 29 November 2023 - 15:38
 Track Rating: Heavy 10, Weather: Overcast, Rail Position: +8m
 Entire



Section	Overall	1000m	800m	600m	400m	200m
Section Times	1:11.44 [1] (0:14.25)	0:57.19 [5] (0:11.13)	0:46.06 [5] (0:11.24)	0:34.82 [5] (0:11.47)	0:23.35 [4] (0:11.55)	0:11.80 [2] (0:11.80)
Average Speed [km/h]	50.5	64.9	63.9	62.4	62.2	61.1
Top Speed [km/h]	64.8	65.4	64.6	63.2	63.3	63.0
Avg. Dist. to Rail [m]	3.3	1.0	0.8	1.0	1.0	1.8
Avg. Stride Freq. [Hz]	2.2	2.3	2.3	2.3	2.3	2.3
Avg. Stride Length [m]	6.4	7.8	7.8	7.6	7.4	7.3



- [] Ranking at each section and finish
- .-.- No data available at this section
- NA No data available



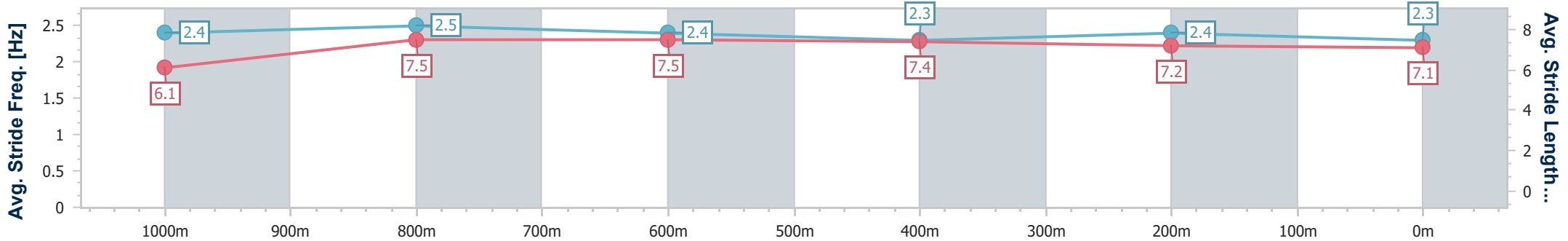
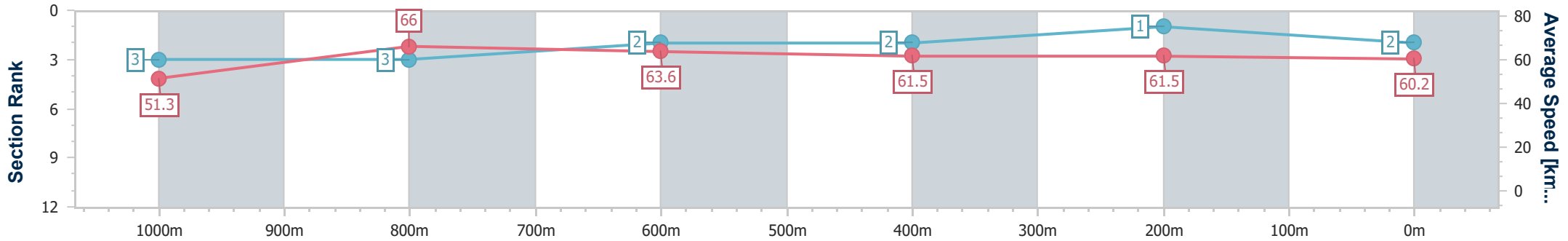
Horse/Jockey Name	A Lot Of Booty
Final Rank	2
Fastest Section Time (Section)	0:10.92 (1000m)
Top Speed [km/h] (Section)	67.4 (1000m)
Race State	Finished



Ipswich QLD Professional
 Race 5: SAMMUT BULOW Colts, Geldings & Entires
 BENCHMARK 65 Handicap - 1200m
 29 November 2023 - 15:38
 Track Rating: Heavy 10, Weather: Overcast, Rail Position: +8m
 Entire



Section	Overall	1000m	800m	600m	400m	200m
Section Times	1:11.57 [2] (0:14.08)	0:57.49 [3] (0:10.92)	0:46.57 [3] (0:11.25)	0:35.32 [2] (0:11.66)	0:23.66 [2] (0:11.67)	0:11.99 [1] (0:11.99)
Average Speed [km/h]	51.3	66.0	63.6	61.5	61.5	60.2
Top Speed [km/h]	65.5	67.4	66.3	62.5	62.6	61.6
Avg. Dist. to Rail [m]	4.9	0.9	0.9	1.1	0.7	1.0
Avg. Stride Freq. [Hz]	2.4	2.5	2.4	2.3	2.4	2.3
Avg. Stride Length [m]	6.1	7.5	7.5	7.4	7.2	7.1



- [] Ranking at each section and finish
- .-.- No data available at this section
- NA No data available



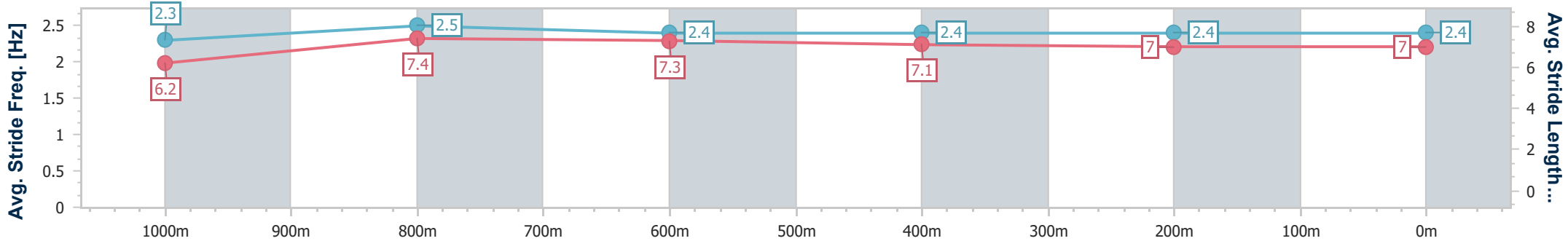
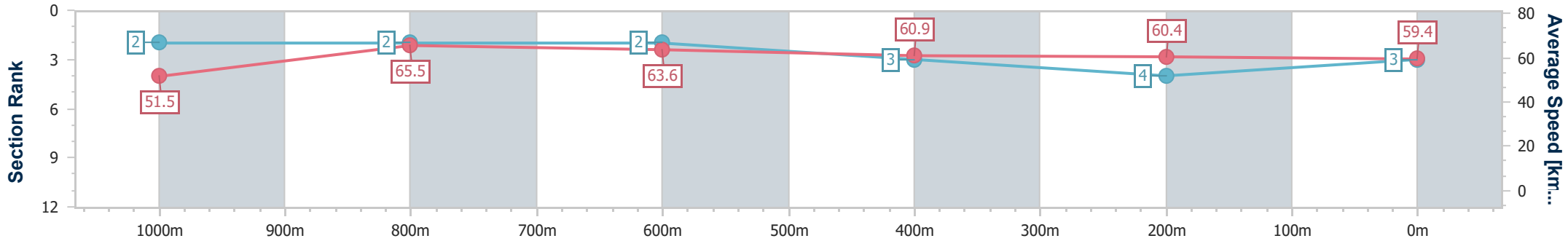
Horse/Jockey Name	Magic In Me
Final Rank	3
Fastest Section Time (Section)	0:10.96 (1000m)
Top Speed [km/h] (Section)	66.6 (1000m)
Race State	Finished



Ipswich QLD Professional
 Race 5: SAMMUT BULOW Colts, Geldings & Entires
 BENCHMARK 65 Handicap - 1200m
 29 November 2023 - 15:38
 Track Rating: Heavy 10, Weather: Overcast, Rail Position: +8m
 Entire



Section	Overall	1000m	800m	600m	400m	200m
Section Times	1:11.99 [3] (0:14.01)	0:57.98 [2] (0:10.96)	0:47.02 [2] (0:11.28)	0:35.74 [2] (0:11.71)	0:24.03 [3] (0:11.91)	0:12.12 [4] (0:12.12)
Average Speed [km/h]	51.5	65.5	63.6	60.9	60.4	59.4
Top Speed [km/h]	65.7	66.6	65.1	62.1	60.9	60.7
Avg. Dist. to Rail [m]	3.2	0.9	1.4	1.7	1.3	1.8
Avg. Stride Freq. [Hz]	2.3	2.5	2.4	2.4	2.4	2.4
Avg. Stride Length [m]	6.2	7.4	7.3	7.1	7.0	7.0



- [] Ranking at each section and finish
- .-.- No data available at this section
- NA No data available



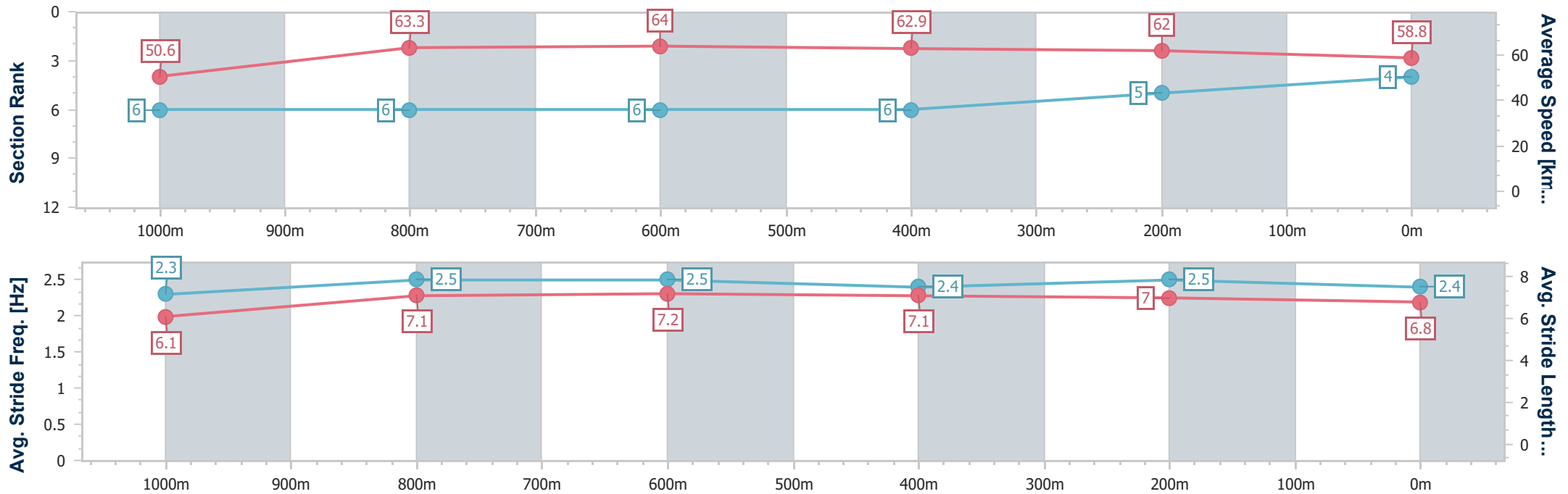
Horse/Jockey Name	Applecross
Final Rank	4
Fastest Section Time (Section)	0:11.21 (800m)
Top Speed [km/h] (Section)	65.0 (1000m)
Race State	Finished



Ipswich QLD Professional
 Race 5: SAMMUT BULOW Colts, Geldings & Entires
 BENCHMARK 65 Handicap - 1200m
 29 November 2023 - 15:38
 Track Rating: Heavy 10, Weather: Overcast, Rail Position: +8m
 Entire



Section	Overall	1000m	800m	600m	400m	200m
Section Times	1:12.17 [4] (0:14.25)	0:57.92 [6] (0:11.36)	0:46.56 [6] (0:11.21)	0:35.35 [6] (0:11.44)	0:23.91 [6] (0:11.66)	0:12.25 [5] (0:12.25)
Average Speed [km/h]	50.6	63.3	64.0	62.9	62.0	58.8
Top Speed [km/h]	64.8	65.0	64.8	63.6	63.1	61.0
Avg. Dist. to Rail [m]	3.9	1.0	1.2	0.5	2.1	2.7
Avg. Stride Freq. [Hz]	2.3	2.5	2.5	2.4	2.5	2.4
Avg. Stride Length [m]	6.1	7.1	7.2	7.1	7.0	6.8



- [] Ranking at each section and finish
- .-.- No data available at this section
- NA No data available



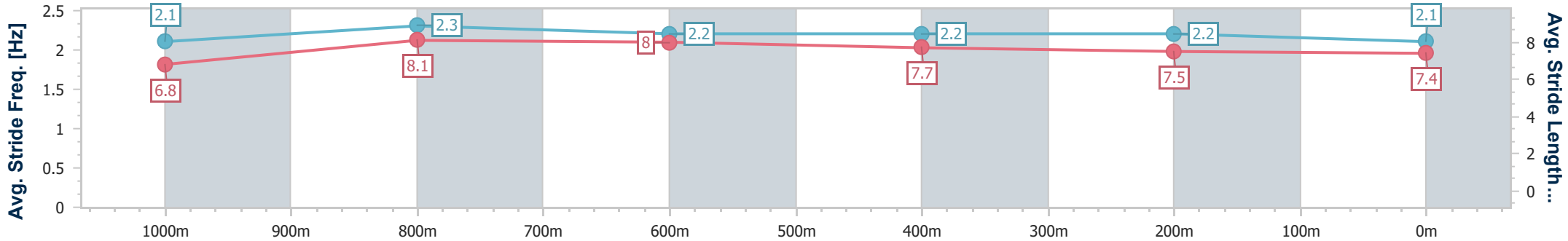
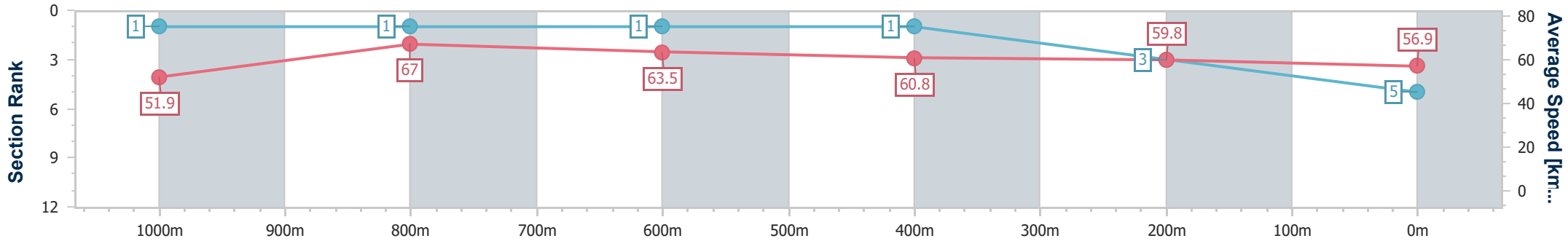
Horse/Jockey Name	Shinshinto
Final Rank	5
Fastest Section Time (Section)	0:10.79 (1000m)
Top Speed [km/h] (Section)	67.5 (1000m)
Race State	Finished



Ipswich QLD Professional
 Race 5: SAMMUT BULOW Colts, Geldings & Entires
 BENCHMARK 65 Handicap - 1200m
 29 November 2023 - 15:38
 Track Rating: Heavy 10, Weather: Overcast, Rail Position: +8m
 Entire



Section	Overall	1000m	800m	600m	400m	200m								
Section Times	1:12.37 [5] (0:13.91)	0:58.46 [1] (0:10.79)	0:47.67 [1] (0:11.25)	0:36.42 [1] (0:11.77)	0:24.65 [1] (0:11.99)	0:12.66 [3] (0:12.66)								
Average Speed [km/h]	51.9	67.0	63.5	60.8	59.8	56.9								
Top Speed [km/h]	67.4	67.5	65.3	62.1	60.6	59.3								
Avg. Dist. to Rail [m]	6.8	1.9	1.4	1.7	0.7	0.4								
Avg. Stride Freq. [Hz]	2.1	2.3	2.2	2.2	2.2	2.1								
Avg. Stride Length [m]	6.8	8.1	8.0	7.7	7.5	7.4								



- [] Ranking at each section and finish
- .-.- No data available at this section
- NA No data available



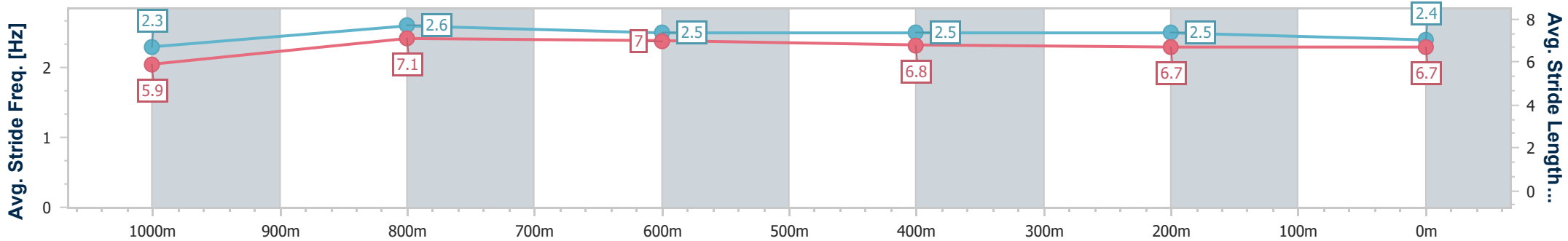
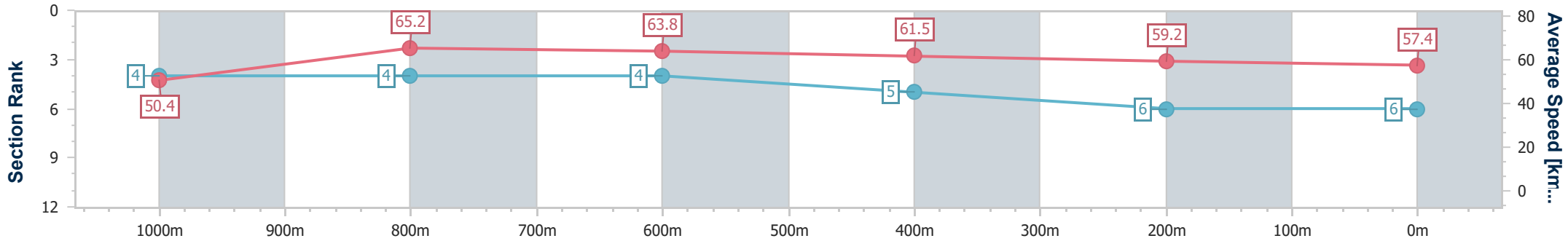
Horse/Jockey Name	Got The Lot
Final Rank	6
Fastest Section Time (Section)	0:11.06 (1000m)
Top Speed [km/h] (Section)	67.5 (Overall)
Race State	Finished



Ipswich QLD Professional
 Race 5: SAMMUT BULOW Colts, Geldings & Entires
 BENCHMARK 65 Handicap - 1200m
 29 November 2023 - 15:38
 Track Rating: Heavy 10, Weather: Overcast, Rail Position: +8m
 Entire



Section	Overall	1000m	800m	600m	400m	200m								
Section Times	1:12.88 [6] (0:14.23)	0:58.65 [4] (0:11.06)	0:47.59 [4] (0:11.26)	0:36.33 [4] (0:11.67)	0:24.66 [5] (0:12.11)	0:12.55 [6] (0:12.55)								
Average Speed [km/h]	50.4	65.2	63.8	61.5	59.2	57.4								
Top Speed [km/h]	67.5	65.6	64.6	62.4	60.0	58.6								
Avg. Dist. to Rail [m]	1.8	0.2	0.5	0.7	0.8	1.0								
Avg. Stride Freq. [Hz]	2.3	2.6	2.5	2.5	2.5	2.4								
Avg. Stride Length [m]	5.9	7.1	7.0	6.8	6.7	6.7								



- [] Ranking at each section and finish
- .-.- No data available at this section
- NA No data available



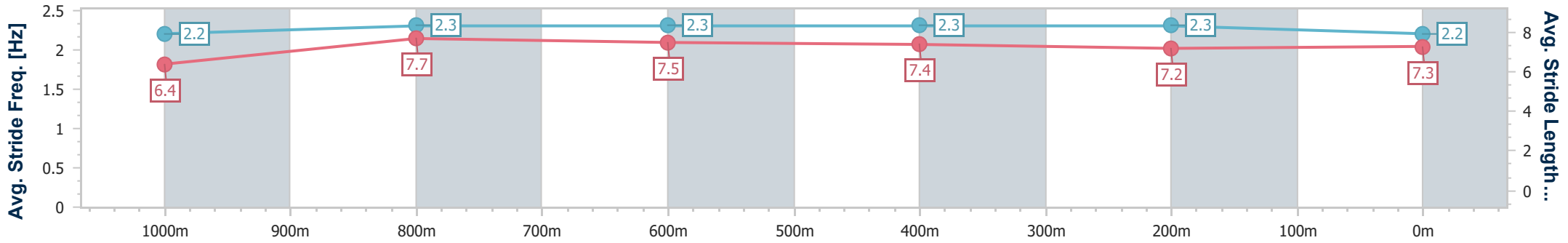
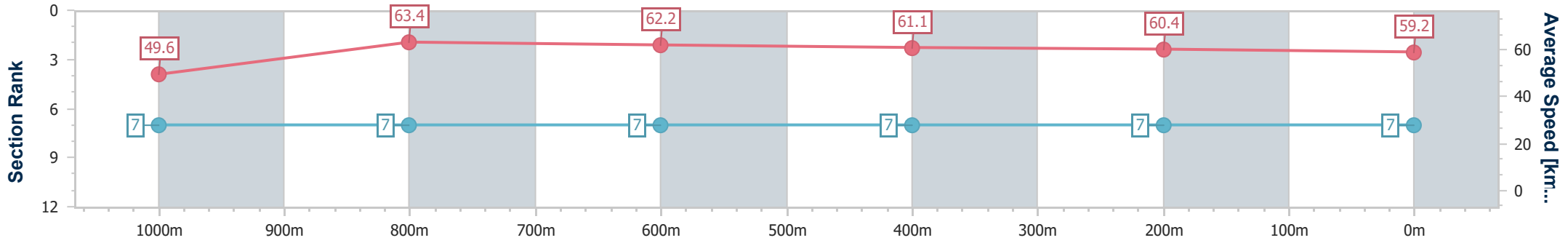
Horse/Jockey Name	By the Law
Final Rank	7
Fastest Section Time (Section)	0:11.36 (1000m)
Top Speed [km/h] (Section)	63.6 (1000m)
Race State	Finished



Ipswich QLD Professional
 Race 5: SAMMUT BULOW Colts, Geldings & Entires
 BENCHMARK 65 Handicap - 1200m
 29 November 2023 - 15:38
 Track Rating: Heavy 10, Weather: Overcast, Rail Position: +8m
 Entire



Section	Overall	1000m	800m	600m	400m	200m							
Section Times	1:13.17 [7] (0:14.54)	0:58.63 [7] (0:11.36)	0:47.27 [7] (0:11.49)	0:35.78 [7] (0:11.68)	0:24.10 [7] (0:11.94)	0:12.16 [7] (0:12.16)							
Average Speed [km/h]	49.6	63.4	62.2	61.1	60.4	59.2							
Top Speed [km/h]	62.4	63.6	62.6	62.0	61.6	61.5							
Avg. Dist. to Rail [m]	5.8	0.8	1.7	1.9	1.0	1.7							
Avg. Stride Freq. [Hz]	2.2	2.3	2.3	2.3	2.3	2.2							
Avg. Stride Length [m]	6.4	7.7	7.5	7.4	7.2	7.3							



- [] Ranking at each section and finish
- .-.- No data available at this section
- NA No data available