



Sunshine Coast QLD Professional
Race 4: GOLDSTONE BUILDING GROUP BENCHMARK 65 Handicap - 1800m
26 November 2023 - 14:34



Track Rating: Soft 5, Weather: Overcast, Rail Position: +2m Entire

Section					Overall	1600m	1400m	1200m	1000m	800m	600m	Last 600m		
Field Times					1:50.84 (0:14.35)	1:36.49 (0:12.20)	1:24.29 (0:12.22)	1:12.07 (0:11.80)	1:00.27 (0:12.48)	0:47.79 (0:12.36)	0:35.43 (0:11.78)	0:35.43		
Rank	TAB	Horse/Jockey	Barrier	Top Speed [km/h]	Fastest Section								Distance Travelled [m]	
1	7	TIME TO TESTIFY Michael Rodd	9	64.4 400m	0:11.32 400m	1:50.84 [1] (0:14.74)	1:36.10 [5] (0:12.07)	1:24.03 [3] (0:12.04)	1:11.99 [2] (0:11.92)	1:00.07 [2] (0:12.63)	0:47.44 [2] (0:12.52)	0:34.92 [3] (0:11.63)	0:34.92	
2	2	DHAKURI Justin Huxtable	2	65.1 600m	0:11.36 400m	1:51.28 [2] (0:14.79)	1:36.49 [6] (0:12.49)	1:24.00 [7] (0:12.27)	1:11.73 [6] (0:12.09)	0:59.64 [7] (0:12.54)	0:47.10 [7] (0:12.21)	0:34.89 [7] (0:11.41)	0:34.89	-1
3	12	SHEZA SNIPER Tahlia Fenlon	7	65.0 400m	0:11.33 400m	1:51.41 [3] (0:14.61)	1:36.80 [3] (0:12.25)	1:24.55 [4] (0:12.28)	1:12.27 [5] (0:12.12)	1:00.15 [5] (0:12.52)	0:47.63 [5] (0:12.56)	0:35.07 [6] (0:11.75)	0:35.07	-1
4	4	MIDNIGHT RAMBLER Samantha Collett	6	63.0 400m	0:11.60 400m	1:51.50 [4] (0:14.35)	1:37.15 [1] (0:12.20)	1:24.95 [1] (0:12.22)	1:12.73 [1] (0:11.80)	1:00.93 [1] (0:12.48)	0:48.45 [1] (0:12.36)	0:36.09 [1] (0:11.78)	0:36.09	-6
5	11	PROSPERINA Mark Du Plessis	4	63.3 400m	0:11.59 400m	1:51.64 [5] (0:14.65)	1:36.99 [4] (0:12.29)	1:24.70 [5] (0:12.18)	1:12.52 [4] (0:11.92)	1:00.60 [3] (0:12.44)	0:48.16 [3] (0:12.43)	0:35.73 [2] (0:11.69)	0:35.73	-9
6	13	AMBER BLONDE Angela Jones	10	63.7 400m	0:11.47 400m	1:51.77 [6] (0:15.02)	1:36.75 [9] (0:12.53)	1:24.22 [9] (0:12.33)	1:11.89 [9] (0:11.98)	0:59.91 [8] (0:12.34)	0:47.57 [8] (0:12.37)	0:35.20 [8] (0:11.69)	0:35.20	-4
7	6	A BIG CHANCE Morgan Butler	1	63.2 400m	0:11.56 400m	1:51.80 [7] (0:14.88)	1:36.92 [7] (0:12.36)	1:24.56 [6] (0:12.34)	1:12.22 [7] (0:12.02)	1:00.20 [6] (0:12.32)	0:47.88 [6] (0:12.34)	0:35.54 [5] (0:11.71)	0:35.54	-13
8	1	TEA LEAVES Bailey Wheeler	12	62.8 400m	0:11.63 400m	1:51.91 [8] (0:14.52)	1:37.39 [2] (0:12.18)	1:25.21 [2] (0:12.21)	1:13.00 [3] (0:12.17)	1:00.83 [4] (0:12.53)	0:48.30 [4] (0:12.41)	0:35.89 [4] (0:11.77)	0:35.89	-1
9	9	CHAMPAGNE POP Taylor Marshall	11	63.3 600m	0:11.66 400m	1:53.14 [9] (0:14.98)	1:38.16 [8] (0:12.52)	1:25.64 [8] (0:12.34)	1:13.30 [8] (0:12.05)	1:01.25 [9] (0:12.40)	0:48.85 [9] (0:12.47)	0:36.38 [9] (0:11.81)	0:36.38	+4

Scratched: Lesmurdie (#8), Old Song (#10), Octavio (#5), Gentle Prince (#3)

[] Ranking at each section and finish
 -:-:- No data available at this section
 NA No data available

SCN Saddle cloth number
 DNF Did not finish
 DNT Did not track



Sunshine Coast QLD Professional
Race 4: GOLDSTONE BUILDING GROUP BENCHMARK 65 Handicap - 1800m
 26 November 2023 - 14:34



Track Rating: Soft 5, Weather: Overcast, Rail Position: +2m Entire

Section			400m	200m			Last 600m			
Field Times			0:23.65 (0:11.60)	0:12.05 (0:12.05)			0:35.43			
Rank	TAB	Horse/Jockey	Barrier	Top Speed [km/h]	Fastest Section	Margin			Distance Travelled [m]	
1	7	TIME TO TESTIFY Michael Rodd	9	64.4 400m	0:11.32 400m	0:23.29 [2] (0:11.32)	0:11.97 [2] (0:11.97)	1:50.84	0:34.92	
2	2	DHAKURI Justin Huxtable	2	65.1 600m	0:11.36 400m	0:23.48 [5] (0:11.36)	0:12.12 [3] (0:12.12)	2.5L	0:34.89	-1
3	12	SHEZA SNIPER Tahlia Fenlon	7	65.0 400m	0:11.33 400m	0:23.32 [7] (0:11.33)	0:11.99 [5] (0:11.99)	3.3L	0:35.07	-1
4	4	MIDNIGHT RAMBLER Samantha Collett	6	63.0 400m	0:11.60 400m	0:24.31 [1] (0:11.60)	0:12.71 [1] (0:12.71)	3.7L	0:36.09	-6
5	11	PROSPERINA Mark Du Plessis	4	63.3 400m	0:11.59 400m	0:24.04 [3] (0:11.59)	0:12.45 [4] (0:12.45)	4.5L	0:35.73	-9
6	13	AMBER BLONDE Angela Jones	10	63.7 400m	0:11.47 400m	0:23.51 [8] (0:11.47)	0:12.04 [8] (0:12.04)	5L	0:35.20	-4
7	6	A BIG CHANCE Morgan Butler	1	63.2 400m	0:11.56 400m	0:23.83 [6] (0:11.56)	0:12.27 [7] (0:12.27)	5.2L	0:35.54	-13
8	1	TEA LEAVES Bailey Wheeler	12	62.8 400m	0:11.63 400m	0:24.12 [4] (0:11.63)	0:12.49 [6] (0:12.49)	5.7L	0:35.89	-1
9	9	CHAMPAGNE POP Taylor Marshall	11	63.3 600m	0:11.66 400m	0:24.57 [9] (0:11.66)	0:12.91 [9] (0:12.91)	12.7L	0:36.38	+4

Scratched: Lesmurdie (#8), Old Song (#10), Octavio (#5), Gentle Prince (#3)

[] Ranking at each section and finish
 -:-:- No data available at this section
 NA No data available

SCN Saddle cloth number
 DNF Did not finish
 DNT Did not track



Horse/Jockey Name	Time To Testify
Final Rank	1
Fastest Section Time (Section)	0:11.32 (400m)
Top Speed [km/h] (Section)	64.4 (400m)
Race State	Finished



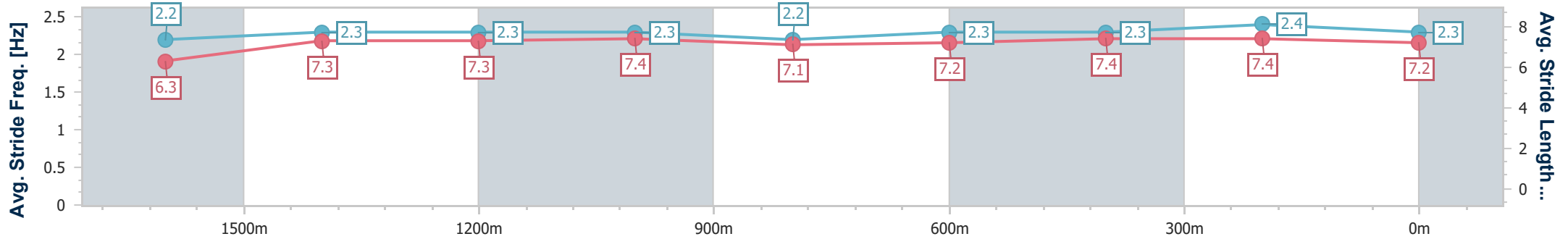
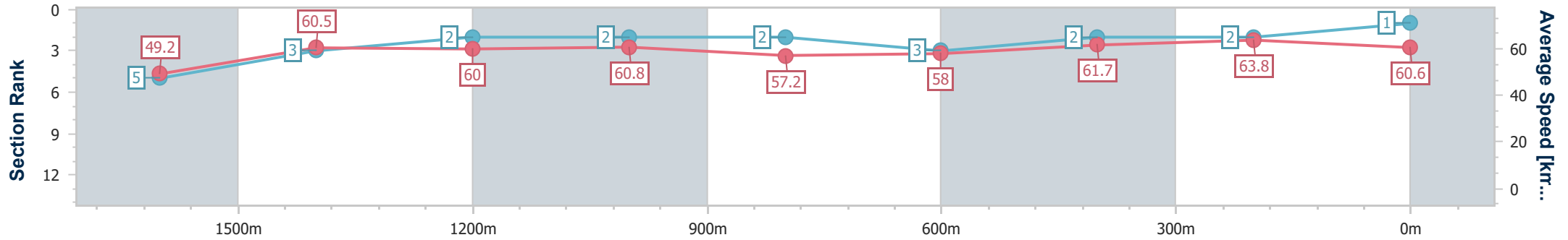
Sunshine Coast QLD Professional
 Race 4: GOLDSTONE BUILDING GROUP BENCHMARK 65
 Handicap - 1800m



26 November 2023 - 14:34

Track Rating: Soft 5, Weather: Overcast, Rail Position: +2m Entire

Section	Overall	1600m	1400m	1200m	1000m	800m	600m	400m	200m
Section Times	1:50.84 [1] (0:14.74)	1:36.10 [5] (0:12.07)	1:24.03 [3] (0:12.04)	1:11.99 [2] (0:11.92)	1:00.07 [2] (0:12.63)	0:47.44 [2] (0:12.52)	0:34.92 [3] (0:11.63)	0:23.29 [2] (0:11.32)	0:11.97 [2] (0:11.97)
Average Speed [km/h]	49.2	60.5	60.0	60.8	57.2	58.0	61.7	63.8	60.6
Top Speed [km/h]	59.9	62.2	61.9	62.2	58.7	59.7	64.3	64.4	62.6
Avg. Dist. to Rail [m]	8.2	3.1	3.0	2.8	2.5	1.1	0.4	4.1	4.9
Avg. Stride Freq. [Hz]	2.2	2.3	2.3	2.3	2.2	2.3	2.3	2.4	2.3
Avg. Stride Length [m]	6.3	7.3	7.3	7.4	7.1	7.2	7.4	7.4	7.2



- [] Ranking at each section and finish
- .-.- No data available at this section
- NA No data available



Horse/Jockey Name	Dhakuri
Final Rank	2
Fastest Section Time (Section)	0:11.36 (400m)
Top Speed [km/h] (Section)	65.1 (600m)
Race State	Finished



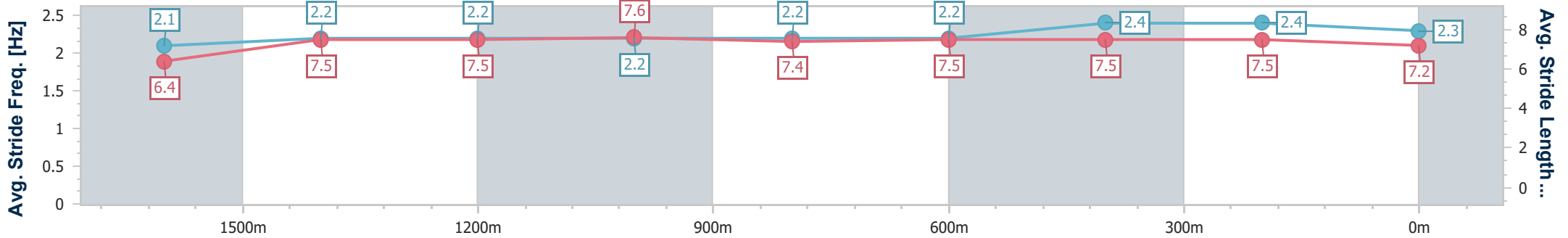
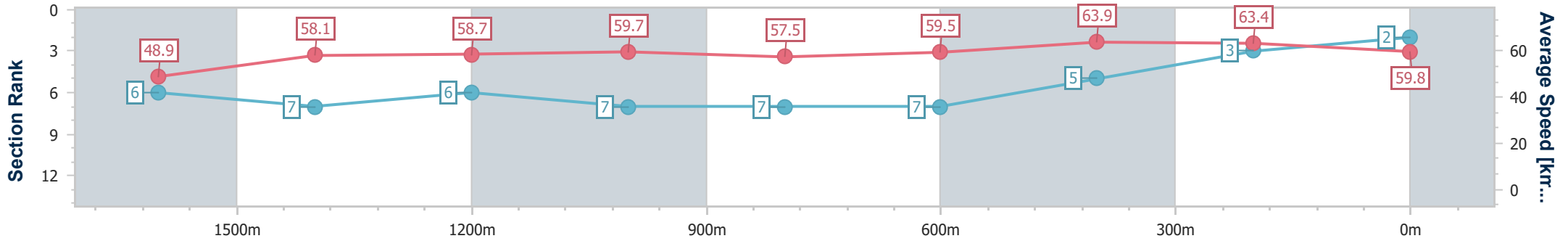
Sunshine Coast QLD Professional
Race 4: GOLDSTONE BUILDING GROUP BENCHMARK 65
Handicap - 1800m



26 November 2023 - 14:34

Track Rating: Soft 5, Weather: Overcast, Rail Position: +2m Entire

Section	Overall	1600m	1400m	1200m	1000m	800m	600m	400m	200m				
Section Times	1:51.28 [2] (0:14.79)	1:36.49 [6] (0:12.49)	1:24.00 [7] (0:12.27)	1:11.73 [6] (0:12.09)	0:59.64 [7] (0:12.54)	0:47.10 [7] (0:12.21)	0:34.89 [7] (0:11.41)	0:23.48 [5] (0:11.36)	0:12.12 [3] (0:12.12)				
Average Speed [km/h]	48.9	58.1	58.7	59.7	57.5	59.5	63.9	63.4	59.8				
Top Speed [km/h]	60.4	58.7	59.7	60.8	58.9	62.9	65.1	64.8	62.3				
Avg. Dist. to Rail [m]	4.7	1.7	1.6	1.7	1.6	1.0	2.2	6.5	6.9				
Avg. Stride Freq. [Hz]	2.1	2.2	2.2	2.2	2.2	2.2	2.4	2.4	2.3				
Avg. Stride Length [m]	6.4	7.5	7.5	7.6	7.4	7.5	7.5	7.5	7.2				



- [] Ranking at each section and finish
- .-.- No data available at this section
- NA No data available



Horse/Jockey Name	Sheza Sniper
Final Rank	3
Fastest Section Time (Section)	0:11.33 (400m)
Top Speed [km/h] (Section)	65.0 (400m)
Race State	Finished



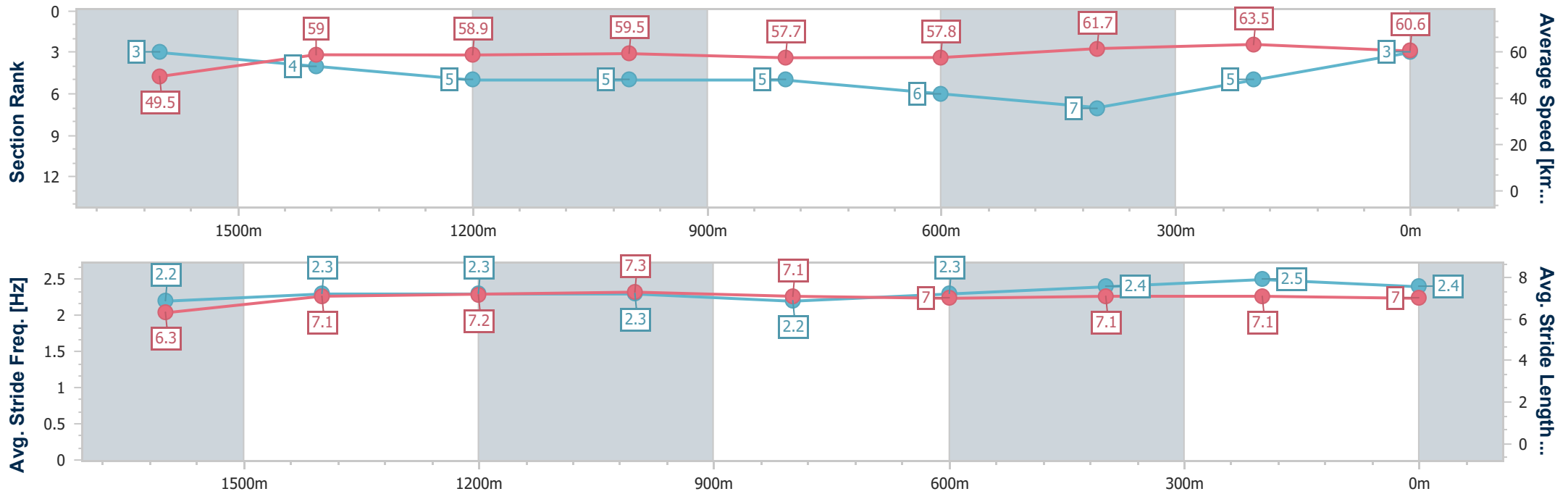
Sunshine Coast QLD Professional
Race 4: GOLDSTONE BUILDING GROUP BENCHMARK 65
Handicap - 1800m



26 November 2023 - 14:34

Track Rating: Soft 5, Weather: Overcast, Rail Position: +2m Entire

Section	Overall	1600m	1400m	1200m	1000m	800m	600m	400m	200m			
Section Times	1:51.41 [3] (0:14.61)	1:36.80 [3] (0:12.25)	1:24.55 [4] (0:12.28)	1:12.27 [5] (0:12.12)	1:00.15 [5] (0:12.52)	0:47.63 [5] (0:12.56)	0:35.07 [6] (0:11.75)	0:23.32 [7] (0:11.33)	0:11.99 [5] (0:11.99)			
Average Speed [km/h]	49.5	59.0	58.9	59.5	57.7	57.8	61.7	63.5	60.6			
Top Speed [km/h]	59.6	59.4	60.2	59.9	59.2	59.8	62.9	65.0	63.3			
Avg. Dist. to Rail [m]	6.2	0.9	1.5	2.0	1.8	1.4	1.1	6.1	7.8			
Avg. Stride Freq. [Hz]	2.2	2.3	2.3	2.3	2.2	2.3	2.4	2.5	2.4			
Avg. Stride Length [m]	6.3	7.1	7.2	7.3	7.1	7.0	7.1	7.1	7.0			



- [] Ranking at each section and finish
- .-.- No data available at this section
- NA No data available



Horse/Jockey Name	Midnight Rambler
Final Rank	4
Fastest Section Time (Section)	0:11.60 (400m)
Top Speed [km/h] (Section)	63.0 (400m)
Race State	Finished



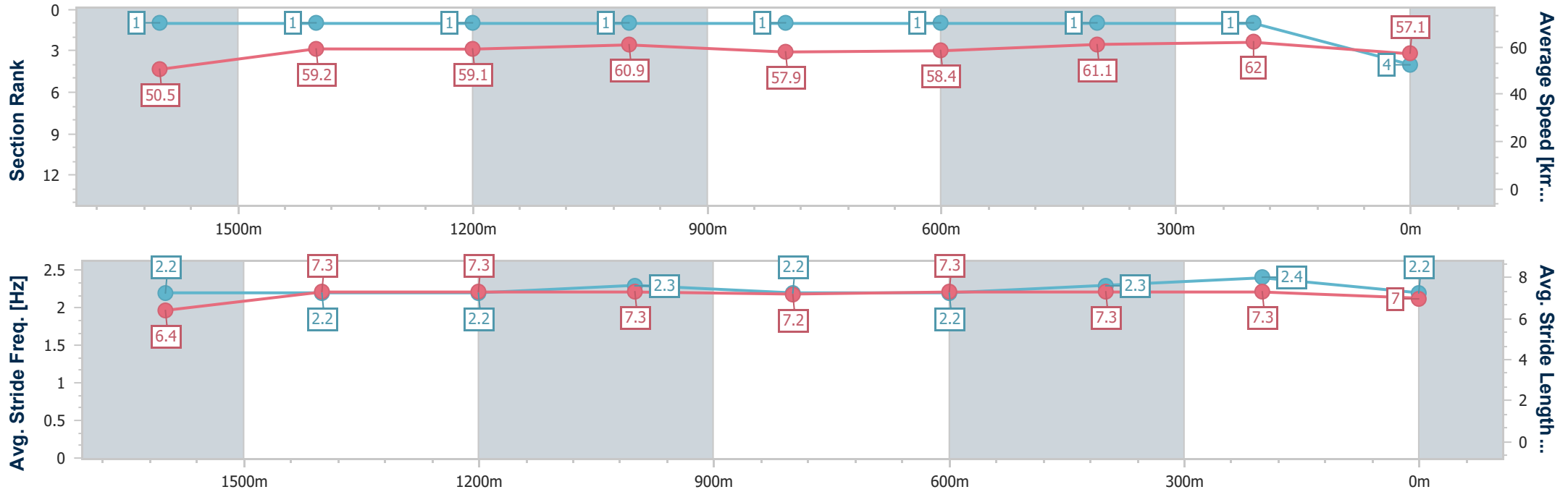
Sunshine Coast QLD Professional
 Race 4: GOLDSTONE BUILDING GROUP BENCHMARK 65
 Handicap - 1800m



26 November 2023 - 14:34

Track Rating: Soft 5, Weather: Overcast, Rail Position: +2m Entire

Section	Overall	1600m	1400m	1200m	1000m	800m	600m	400m	200m
Section Times	1:51.50 [4] (0:14.35)	1:37.15 [1] (0:12.20)	1:24.95 [1] (0:12.22)	1:12.73 [1] (0:11.80)	1:00.93 [1] (0:12.48)	0:48.45 [1] (0:12.36)	0:36.09 [1] (0:11.78)	0:24.31 [1] (0:11.60)	0:12.71 [1] (0:12.71)
Average Speed [km/h]	50.5	59.2	59.1	60.9	57.9	58.4	61.1	62.0	57.1
Top Speed [km/h]	59.9	59.7	60.4	62.4	59.3	60.0	62.2	63.0	59.9
Avg. Dist. to Rail [m]	6.5	1.1	0.8	1.0	1.3	0.3	0.4	2.4	3.3
Avg. Stride Freq. [Hz]	2.2	2.2	2.2	2.3	2.2	2.2	2.3	2.4	2.2
Avg. Stride Length [m]	6.4	7.3	7.3	7.3	7.2	7.3	7.3	7.3	7.0



- [] Ranking at each section and finish
- .-.- No data available at this section
- NA No data available



Horse/Jockey Name	Prosperina
Final Rank	5
Fastest Section Time (Section)	0:11.59 (400m)
Top Speed [km/h] (Section)	63.3 (400m)
Race State	Finished



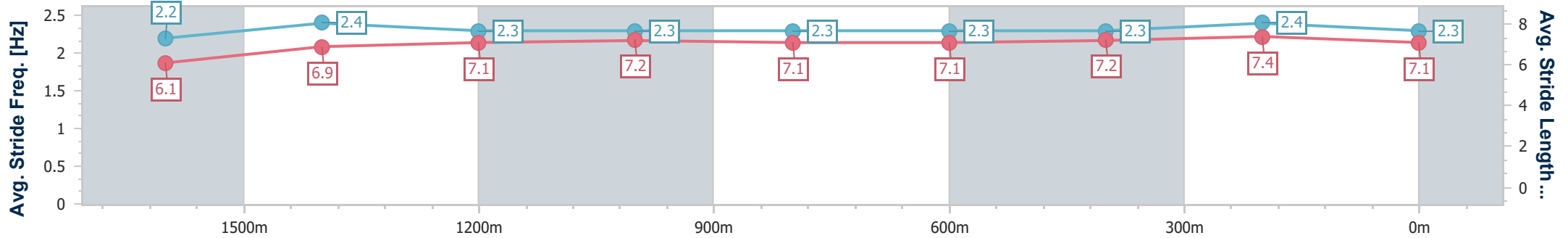
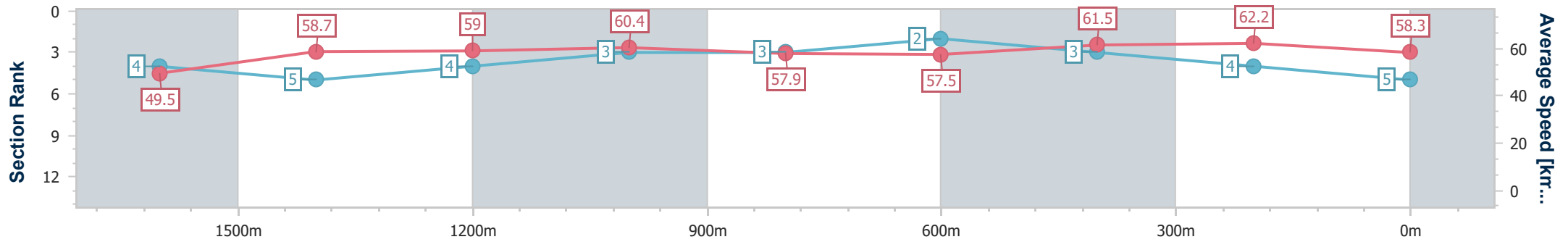
Sunshine Coast QLD Professional
Race 4: GOLDSTONE BUILDING GROUP BENCHMARK 65
Handicap - 1800m



26 November 2023 - 14:34

Track Rating: Soft 5, Weather: Overcast, Rail Position: +2m Entire

Section	Overall	1600m	1400m	1200m	1000m	800m	600m	400m	200m
Section Times	1:51.64 [5] (0:14.65)	1:36.99 [4] (0:12.29)	1:24.70 [5] (0:12.18)	1:12.52 [4] (0:11.92)	1:00.60 [3] (0:12.44)	0:48.16 [3] (0:12.43)	0:35.73 [2] (0:11.69)	0:24.04 [3] (0:11.59)	0:12.45 [4] (0:12.45)
Average Speed [km/h]	49.5	58.7	59.0	60.4	57.9	57.5	61.5	62.2	58.3
Top Speed [km/h]	59.9	60.0	60.3	60.8	59.6	59.2	63.2	63.3	60.5
Avg. Dist. to Rail [m]	5.1	0.4	0.3	0.2	0.3	0.7	0.4	3.2	4.5
Avg. Stride Freq. [Hz]	2.2	2.4	2.3	2.3	2.3	2.3	2.3	2.4	2.3
Avg. Stride Length [m]	6.1	6.9	7.1	7.2	7.1	7.1	7.2	7.4	7.1



- [] Ranking at each section and finish
- .-.- No data available at this section
- NA No data available



Horse/Jockey Name	Amber Blonde
Final Rank	6
Fastest Section Time (Section)	0:11.47 (400m)
Top Speed [km/h] (Section)	63.7 (400m)
Race State	Finished



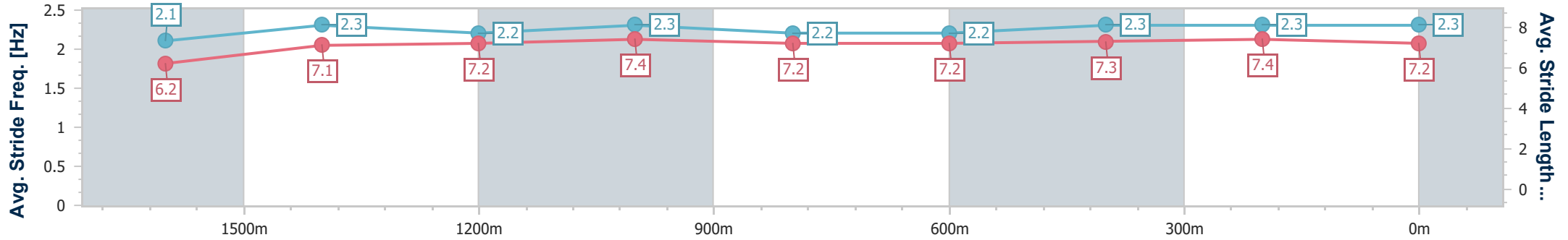
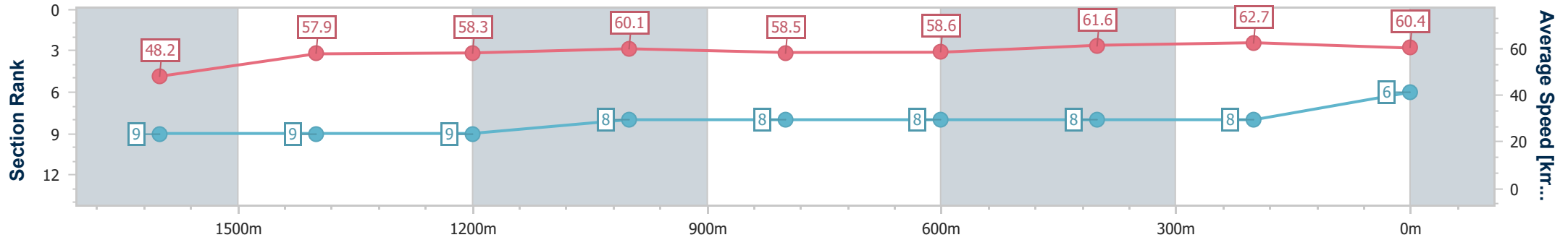
Sunshine Coast QLD Professional
Race 4: GOLDSTONE BUILDING GROUP BENCHMARK 65
Handicap - 1800m



26 November 2023 - 14:34

Track Rating: Soft 5, Weather: Overcast, Rail Position: +2m Entire

Section	Overall	1600m	1400m	1200m	1000m	800m	600m	400m	200m				
Section Times	1:51.77 [6] (0:15.02)	1:36.75 [9] (0:12.53)	1:24.22 [9] (0:12.33)	1:11.89 [9] (0:11.98)	0:59.91 [8] (0:12.34)	0:47.57 [8] (0:12.37)	0:35.20 [8] (0:11.69)	0:23.51 [8] (0:11.47)	0:12.04 [8] (0:12.04)				
Average Speed [km/h]	48.2	57.9	58.3	60.1	58.5	58.6	61.6	62.7	60.4				
Top Speed [km/h]	59.8	58.5	59.6	60.9	60.4	61.3	63.7	63.7	62.6				
Avg. Dist. to Rail [m]	6.6	1.1	0.7	0.8	1.1	0.4	0.3	4.4	5.6				
Avg. Stride Freq. [Hz]	2.1	2.3	2.2	2.3	2.2	2.2	2.3	2.3	2.3				
Avg. Stride Length [m]	6.2	7.1	7.2	7.4	7.2	7.2	7.3	7.4	7.2				



- [] Ranking at each section and finish
- .-.- No data available at this section
- NA No data available



Horse/Jockey Name	A Big Chance
Final Rank	7
Fastest Section Time (Section)	0:11.56 (400m)
Top Speed [km/h] (Section)	63.2 (400m)
Race State	Finished



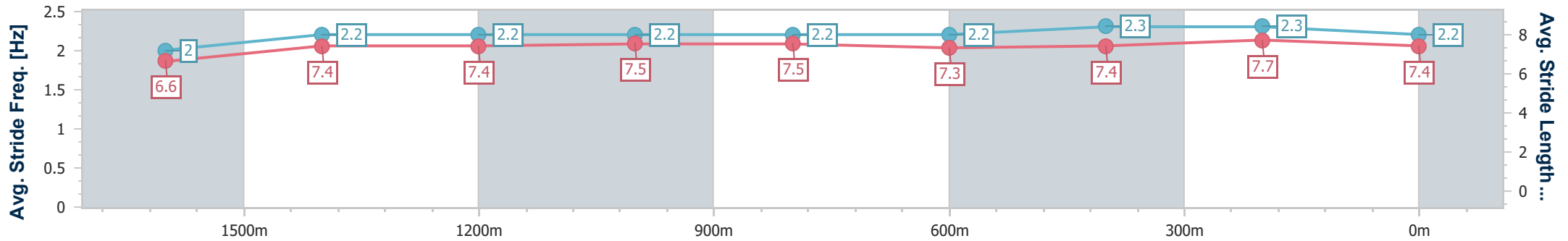
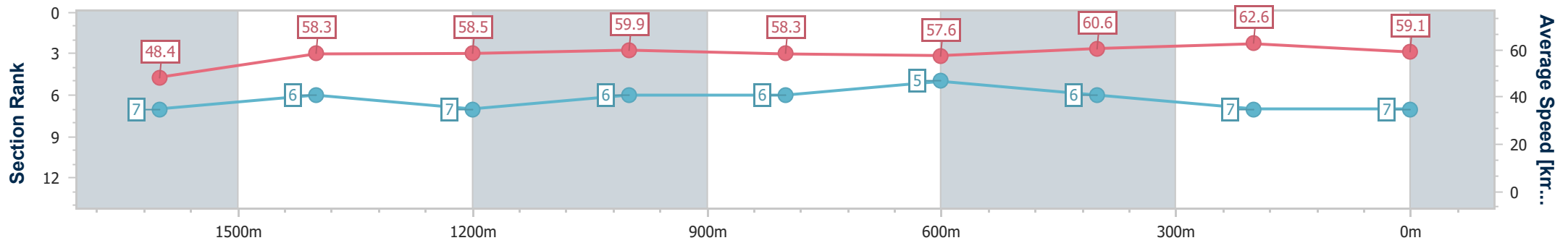
Sunshine Coast QLD Professional
Race 4: GOLDSTONE BUILDING GROUP BENCHMARK 65
Handicap - 1800m



26 November 2023 - 14:34

Track Rating: Soft 5, Weather: Overcast, Rail Position: +2m Entire

Section	Overall	1600m	1400m	1200m	1000m	800m	600m	400m	200m				
Section Times	1:51.80 [7] (0:14.88)	1:36.92 [7] (0:12.36)	1:24.56 [6] (0:12.34)	1:12.22 [7] (0:12.02)	1:00.20 [6] (0:12.32)	0:47.88 [6] (0:12.34)	0:35.54 [5] (0:11.71)	0:23.83 [6] (0:11.56)	0:12.27 [7] (0:12.27)				
Average Speed [km/h]	48.4	58.3	58.5	59.9	58.3	57.6	60.6	62.6	59.1				
Top Speed [km/h]	59.4	59.7	59.0	60.6	59.8	58.7	62.9	63.2	61.3				
Avg. Dist. to Rail [m]	2.9	0.5	0.9	0.2	0.9	2.0	1.9	1.4	2.4				
Avg. Stride Freq. [Hz]	2.0	2.2	2.2	2.2	2.2	2.2	2.3	2.3	2.2				
Avg. Stride Length [m]	6.6	7.4	7.4	7.5	7.5	7.3	7.4	7.7	7.4				



- [] Ranking at each section and finish
- .-.- No data available at this section
- NA No data available



Horse/Jockey Name	Tea Leaves
Final Rank	8
Fastest Section Time (Section)	0:11.63 (400m)
Top Speed [km/h] (Section)	62.8 (400m)
Race State	Finished



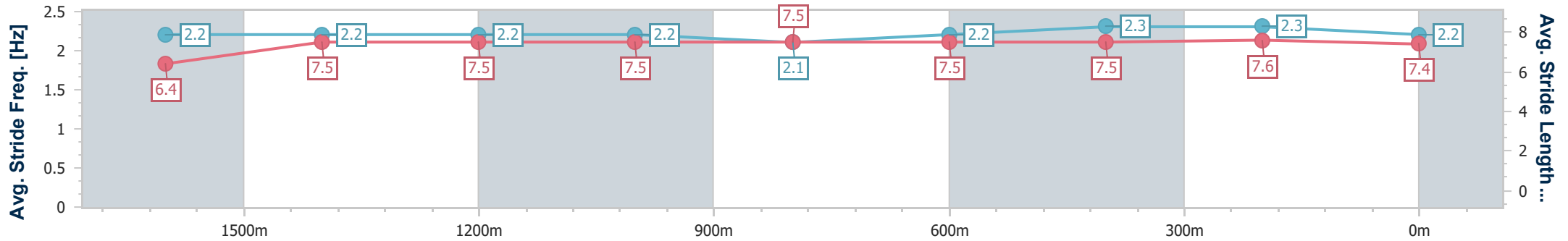
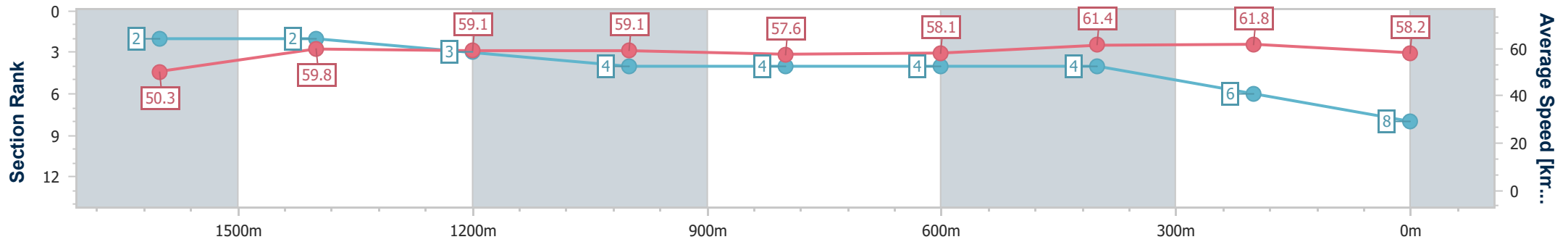
Sunshine Coast QLD Professional
Race 4: GOLDSTONE BUILDING GROUP BENCHMARK 65
Handicap - 1800m



26 November 2023 - 14:34

Track Rating: Soft 5, Weather: Overcast, Rail Position: +2m Entire

Section	Overall	1600m	1400m	1200m	1000m	800m	600m	400m	200m				
Section Times	1:51.91 [8] (0:14.52)	1:37.39 [2] (0:12.18)	1:25.21 [2] (0:12.21)	1:13.00 [3] (0:12.17)	1:00.83 [4] (0:12.53)	0:48.30 [4] (0:12.41)	0:35.89 [4] (0:11.77)	0:24.12 [4] (0:11.63)	0:12.49 [6] (0:12.49)				
Average Speed [km/h]	50.3	59.8	59.1	59.1	57.6	58.1	61.4	61.8	58.2				
Top Speed [km/h]	61.8	60.9	60.6	60.2	59.3	59.9	62.4	62.8	60.2				
Avg. Dist. to Rail [m]	10.3	2.5	1.3	0.7	0.9	0.4	0.5	4.2	5.5				
Avg. Stride Freq. [Hz]	2.2	2.2	2.2	2.2	2.1	2.2	2.3	2.3	2.2				
Avg. Stride Length [m]	6.4	7.5	7.5	7.5	7.5	7.5	7.5	7.6	7.4				



- [] Ranking at each section and finish
- .-.- No data available at this section
- NA No data available



Horse/Jockey Name	Champagne Pop
Final Rank	9
Fastest Section Time (Section)	0:11.66 (400m)
Top Speed [km/h] (Section)	63.3 (600m)
Race State	Finished



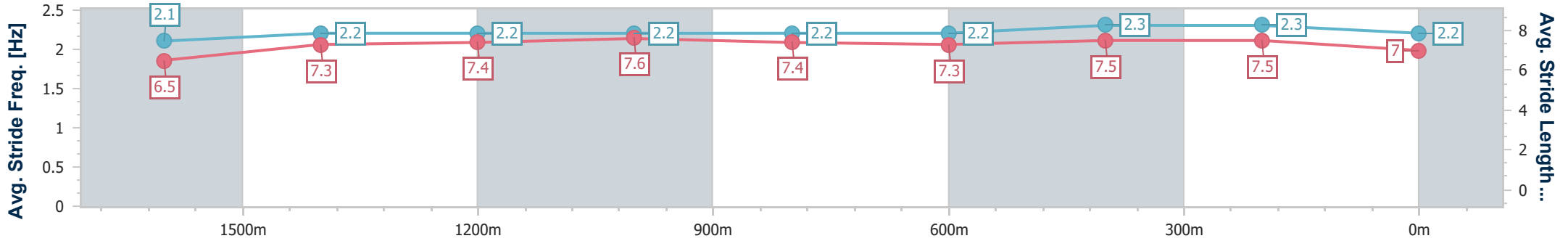
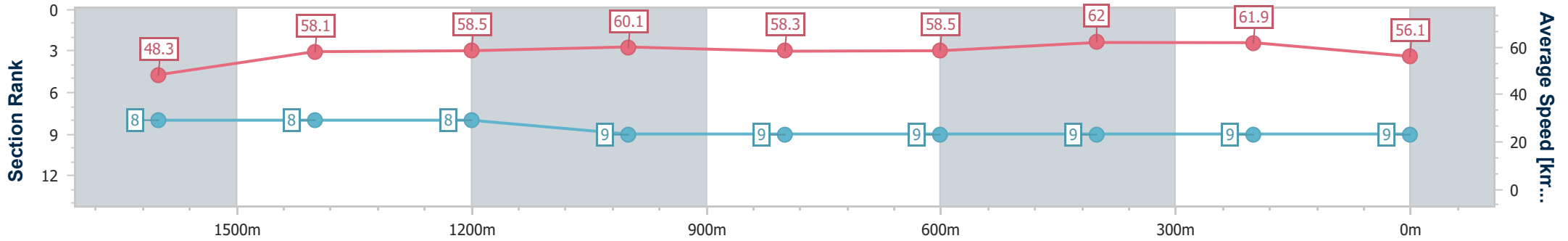
Sunshine Coast QLD Professional
 Race 4: GOLDSTONE BUILDING GROUP BENCHMARK 65
 Handicap - 1800m



26 November 2023 - 14:34

Track Rating: Soft 5, Weather: Overcast, Rail Position: +2m Entire

Section	Overall	1600m	1400m	1200m	1000m	800m	600m	400m	200m			
Section Times	1:53.14 [9] (0:14.98)	1:38.16 [8] (0:12.52)	1:25.64 [8] (0:12.34)	1:13.30 [8] (0:12.05)	1:01.25 [9] (0:12.40)	0:48.85 [9] (0:12.47)	0:36.38 [9] (0:11.81)	0:24.57 [9] (0:11.66)	0:12.91 [9] (0:12.91)			
Average Speed [km/h]	48.3	58.1	58.5	60.1	58.3	58.5	62.0	61.9	56.1			
Top Speed [km/h]	59.3	58.8	59.5	61.1	60.7	62.5	63.3	62.8	60.3			
Avg. Dist. to Rail [m]	7.6	2.2	2.4	3.1	2.6	2.5	2.7	4.0	4.9			
Avg. Stride Freq. [Hz]	2.1	2.2	2.2	2.2	2.2	2.2	2.3	2.3	2.2			
Avg. Stride Length [m]	6.5	7.3	7.4	7.6	7.4	7.3	7.5	7.5	7.0			



- [] Ranking at each section and finish
- .-.- No data available at this section
- NA No data available