



Sunshine Coast QLD Professional

Race 3: JET PLUMBING & GAS Class 1 Handicap - 1800m

26 November 2023 - 14:00



Track Rating: Soft 5, Weather: Overcast, Rail Position: +2m Entire

Section		Overall	1600m	1400m	1200m	1000m	800m	600m	Last 600m				
Field Times		1:50.93 (0:14.55)	1:36.38 (0:11.89)	1:24.49 (0:11.97)	1:12.52 (0:12.15)	1:00.37 (0:12.50)	0:47.87 (0:12.47)	0:35.40 (0:11.59)	0:35.40				
Rank	TAB Horse/Jockey	Barrier	Top Speed [km/h]	Fastest Section									Distance Travelled [m]
1	2 ANEMACORE Michael Rodd	10	65.2 400m	0:11.16 400m	1:50.93 [1] (0:15.17)	1:35.76 [6] (0:12.24)	1:23.52 [7] (0:12.22)	1:11.30 [7] (0:12.10)	0:59.20 [8] (0:12.39)	0:46.81 [8] (0:12.24)	0:34.57 [7] (0:11.46)	0:34.57	
2	8 SHOWDRA Damien Thornton	7	63.3 600m	0:11.59 600m	1:51.11 [2] (0:14.55)	1:36.56 [1] (0:11.89)	1:24.67 [1] (0:11.97)	1:12.70 [1] (0:12.15)	1:00.55 [1] (0:12.50)	0:48.05 [1] (0:12.47)	0:35.58 [1] (0:11.59)	0:35.58	-8
3	5 OLD SONG Sean Cormack	8	64.5 400m	0:11.45 400m	1:51.52 [3] (0:14.88)	1:36.64 [3] (0:12.04)	1:24.60 [4] (0:12.05)	1:12.55 [4] (0:12.15)	1:00.40 [4] (0:12.45)	0:47.95 [4] (0:12.41)	0:35.54 [4] (0:11.70)	0:35.54	-1
4	1 OCTAVIO James Orman	3	62.7 600m	0:11.71 600m	1:51.64 [4] (0:14.74)	1:36.90 [2] (0:11.91)	1:24.99 [2] (0:11.95)	1:13.04 [2] (0:12.14)	1:00.90 [2] (0:12.45)	0:48.45 [2] (0:12.45)	0:36.00 [2] (0:11.71)	0:36.00	-6
5	4 LEERY Justin Stanley	11	64.2 600m	0:11.46 400m	1:51.75 [5] (0:15.63)	1:36.12 [8] (0:12.01)	1:24.11 [8] (0:11.99)	1:12.12 [8] (0:11.97)	1:00.15 [7] (0:12.37)	0:47.78 [7] (0:12.43)	0:35.35 [8] (0:11.66)	0:35.35	-6
6	6 MAPLE DOOR Ben Thompson	9	63.0 600m	0:11.61 400m	1:51.88 [6] (0:15.39)	1:36.49 [7] (0:11.89)	1:24.60 [6] (0:11.88)	1:12.72 [5] (0:12.08)	1:00.64 [5] (0:12.44)	0:48.20 [5] (0:12.42)	0:35.78 [5] (0:11.72)	0:35.78	-8
7	3 MANA COMBAT Taylor Marshall	6	62.5 600m	0:11.70 400m	1:52.18 [7] (0:15.05)	1:37.13 [5] (0:12.21)	1:24.92 [5] (0:12.03)	1:12.89 [6] (0:12.13)	1:00.76 [6] (0:12.47)	0:48.29 [6] (0:12.39)	0:35.90 [6] (0:11.76)	0:35.90	-4
8	10 BODY AND SOUL Tahlia Fenlon	1	62.2 400m	0:11.82 1600m	1:52.31 [8] (0:14.99)	1:37.32 [4] (0:11.82)	1:25.50 [3] (0:11.95)	1:13.55 [3] (0:12.16)	1:01.39 [3] (0:12.40)	0:48.99 [3] (0:12.46)	0:36.53 [3] (0:11.88)	0:36.53	-9

Scratched: Epic Love (#9), Wandilla (#11), Prosperina (#7)

[] Ranking at each section and finish
 -:-:- No data available at this section
 NA No data available

SCN Saddle cloth number
 DNF Did not finish
 DNT Did not track



Sunshine Coast QLD Professional

Race 3: JET PLUMBING & GAS Class 1 Handicap - 1800m

26 November 2023 - 14:00



Track Rating: Soft 5, Weather: Overcast, Rail Position: +2m Entire

Section				400m	200m			Last 600m			
Field Times				0:23.81 (0:11.60)	0:12.21 (0:12.21)			0:35.40			
Rank	TAB	Horse/Jockey	Barrier	Top Speed [km/h]	Fastest Section	Margin				Distance Travelled [m]	
1	2	ANEMACORE Michael Rodd	10	65.2 400m	0:11.16 400m	0:23.11 [5] (0:11.16)	0:11.95 [2] (0:11.95)	1:50.93		0:34.57	
2	8	SHOWDRA Damien Thornton	7	63.3 600m	0:11.59 600m	0:23.99 [1] (0:11.60)	0:12.39 [1] (0:12.39)	1L		0:35.58	-8
3	5	OLD SONG Sean Cormack	8	64.5 400m	0:11.45 400m	0:23.84 [4] (0:11.45)	0:12.39 [3] (0:12.39)	3.3L		0:35.54	-1
4	1	OCTAVIO James Orman	3	62.7 600m	0:11.71 600m	0:24.29 [2] (0:11.80)	0:12.49 [4] (0:12.49)	3.8L		0:36.00	-6
5	4	LEERY Justin Stanley	11	64.2 600m	0:11.46 400m	0:23.69 [8] (0:11.46)	0:12.23 [7] (0:12.23)	4.3L		0:35.35	-6
6	6	MAPLE DOOR Ben Thompson	9	63.0 600m	0:11.61 400m	0:24.06 [5] (0:11.61)	0:12.45 [5] (0:12.45)	4.8L		0:35.78	-8
7	3	MANA COMBAT Taylor Marshall	6	62.5 600m	0:11.70 400m	0:24.14 [7] (0:11.70)	0:12.44 [8] (0:12.44)	6.6L		0:35.90	-4
8	10	BODY AND SOUL Tahlia Fenlon	1	62.2 400m	0:11.82 1600m	0:24.65 [3] (0:11.86)	0:12.79 [6] (0:12.79)	7.4L		0:36.53	-9

Scratched: Epic Love (#9), Wandilla (#11), Prosperina (#7)

[] Ranking at each section and finish
 -:-:- No data available at this section
 NA No data available

SCN Saddle cloth number
 DNF Did not finish
 DNT Did not track



Horse/Jockey Name	Anemacore
Final Rank	1
Fastest Section Time (Section)	0:11.16 (400m)
Top Speed [km/h] (Section)	65.2 (400m)
Race State	Finished



Sunshine Coast QLD Professional

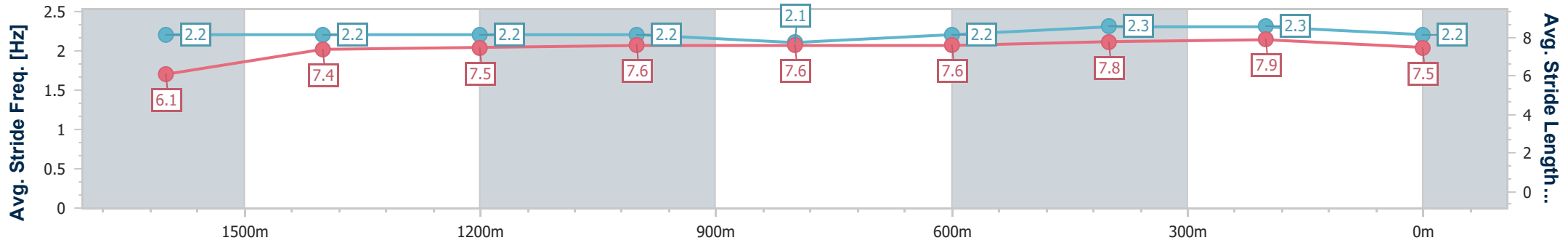
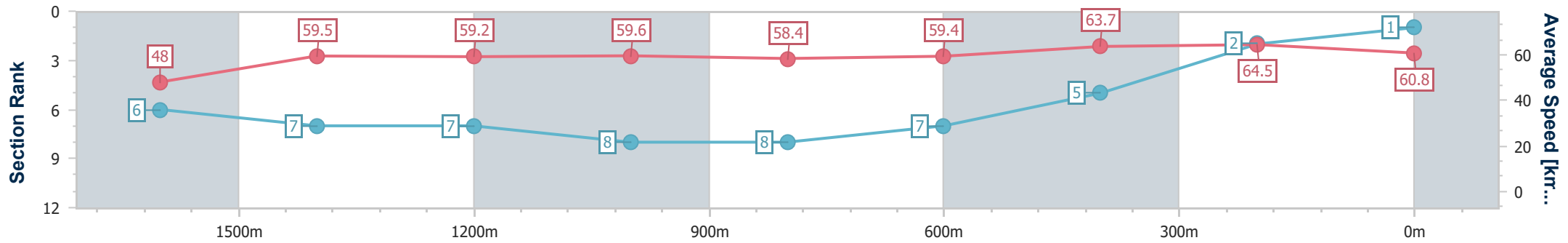
Race 3: JET PLUMBING & GAS Class 1 Handicap - 1800m



26 November 2023 - 14:00

Track Rating: Soft 5, Weather: Overcast, Rail Position: +2m Entire

Section	Overall	1600m	1400m	1200m	1000m	800m	600m	400m	200m				
Section Times	1:50.93 [1] (0:15.17)	1:35.76 [6] (0:12.24)	1:23.52 [7] (0:12.22)	1:11.30 [7] (0:12.10)	0:59.20 [8] (0:12.39)	0:46.81 [8] (0:12.24)	0:34.57 [7] (0:11.46)	0:23.11 [5] (0:11.16)	0:11.95 [2] (0:11.95)				
Average Speed [km/h]	48.0	59.5	59.2	59.6	58.4	59.4	63.7	64.5	60.8				
Top Speed [km/h]	59.6	61.6	60.3	60.0	59.2	61.2	65.0	65.2	63.3				
Avg. Dist. to Rail [m]	7.5	3.1	3.0	2.3	2.2	1.5	2.6	7.0	6.8				
Avg. Stride Freq. [Hz]	2.2	2.2	2.2	2.2	2.1	2.2	2.3	2.3	2.2				
Avg. Stride Length [m]	6.1	7.4	7.5	7.6	7.6	7.6	7.8	7.9	7.5				



- [] Ranking at each section and finish
- .-.- No data available at this section
- NA No data available



Horse/Jockey Name	Showdra
Final Rank	2
Fastest Section Time (Section)	0:11.59 (600m)
Top Speed [km/h] (Section)	63.3 (600m)
Race State	Finished



Sunshine Coast QLD Professional

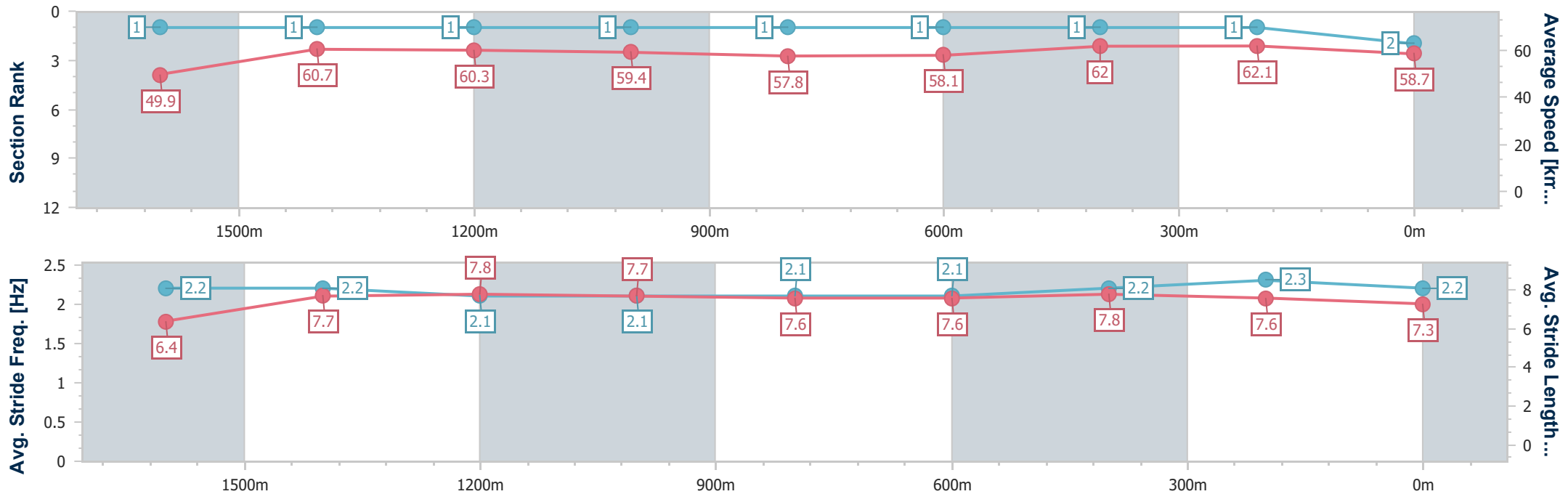
Race 3: JET PLUMBING & GAS Class 1 Handicap - 1800m



26 November 2023 - 14:00

Track Rating: Soft 5, Weather: Overcast, Rail Position: +2m Entire

Section	Overall	1600m	1400m	1200m	1000m	800m	600m	400m	200m
Section Times	1:51.11 [2] (0:14.55)	1:36.56 [1] (0:11.89)	1:24.67 [1] (0:11.97)	1:12.70 [1] (0:12.15)	1:00.55 [1] (0:12.50)	0:48.05 [1] (0:12.47)	0:35.58 [1] (0:11.59)	0:23.99 [1] (0:11.60)	0:12.39 [1] (0:12.39)
Average Speed [km/h]	49.9	60.7	60.3	59.4	57.8	58.1	62.0	62.1	58.7
Top Speed [km/h]	60.2	61.6	61.5	59.9	59.2	61.1	63.3	63.2	60.3
Avg. Dist. to Rail [m]	5.9	0.8	1.9	1.9	1.7	0.7	0.3	2.0	4.2
Avg. Stride Freq. [Hz]	2.2	2.2	2.1	2.1	2.1	2.1	2.2	2.3	2.2
Avg. Stride Length [m]	6.4	7.7	7.8	7.7	7.6	7.6	7.8	7.6	7.3



- [] Ranking at each section and finish
- .-.- No data available at this section
- NA No data available



Horse/Jockey Name	Old Song
Final Rank	3
Fastest Section Time (Section)	0:11.45 (400m)
Top Speed [km/h] (Section)	64.5 (400m)
Race State	Finished



Sunshine Coast QLD Professional

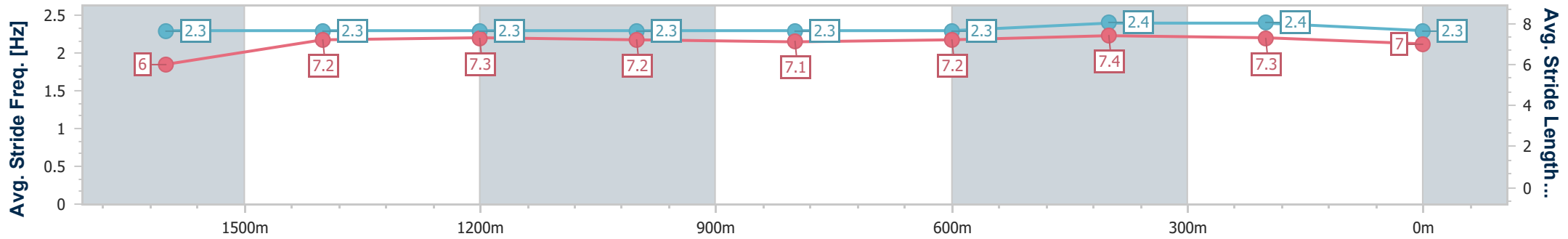
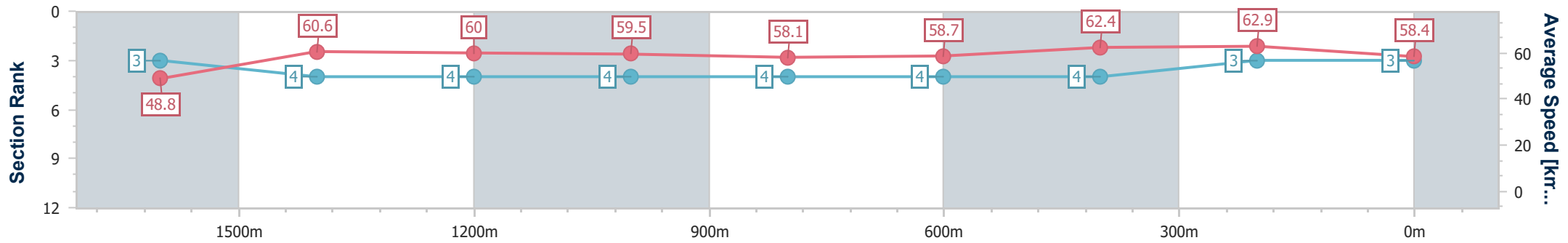
Race 3: JET PLUMBING & GAS Class 1 Handicap - 1800m



26 November 2023 - 14:00

Track Rating: Soft 5, Weather: Overcast, Rail Position: +2m Entire

Section	Overall	1600m	1400m	1200m	1000m	800m	600m	400m	200m				
Section Times	1:51.52 [3] (0:14.88)	1:36.64 [3] (0:12.04)	1:24.60 [4] (0:12.05)	1:12.55 [4] (0:12.15)	1:00.40 [4] (0:12.45)	0:47.95 [4] (0:12.41)	0:35.54 [4] (0:11.70)	0:23.84 [4] (0:11.45)	0:12.39 [3] (0:12.39)				
Average Speed [km/h]	48.8	60.6	60.0	59.5	58.1	58.7	62.4	62.9	58.4				
Top Speed [km/h]	60.1	62.0	60.7	60.3	59.7	60.5	63.8	64.5	60.6				
Avg. Dist. to Rail [m]	7.1	3.3	3.0	2.9	2.4	1.6	2.3	6.0	6.5				
Avg. Stride Freq. [Hz]	2.3	2.3	2.3	2.3	2.3	2.3	2.4	2.4	2.3				
Avg. Stride Length [m]	6.0	7.2	7.3	7.2	7.1	7.2	7.4	7.3	7.0				



- [] Ranking at each section and finish
- .-.- No data available at this section
- NA No data available



Horse/Jockey Name	Octavio
Final Rank	4
Fastest Section Time (Section)	0:11.71 (600m)
Top Speed [km/h] (Section)	62.7 (600m)
Race State	Finished



Sunshine Coast QLD Professional

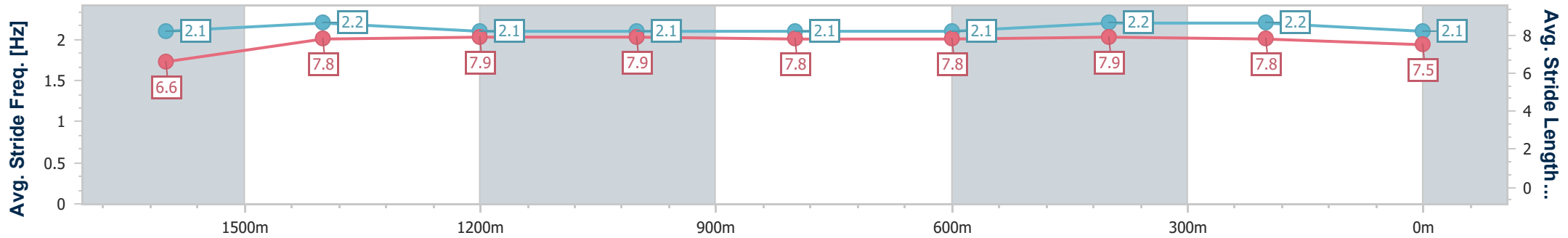
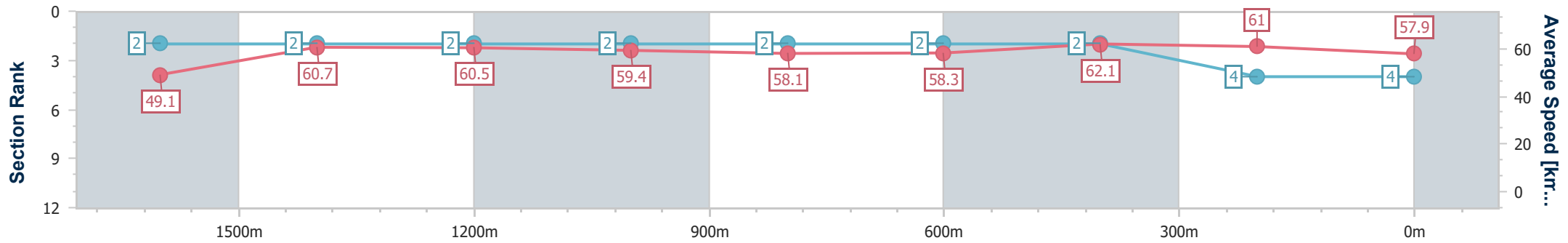
Race 3: JET PLUMBING & GAS Class 1 Handicap - 1800m



26 November 2023 - 14:00

Track Rating: Soft 5, Weather: Overcast, Rail Position: +2m Entire

Section	Overall	1600m	1400m	1200m	1000m	800m	600m	400m	200m			
Section Times	1:51.64 [4] (0:14.74)	1:36.90 [2] (0:11.91)	1:24.99 [2] (0:11.95)	1:13.04 [2] (0:12.14)	1:00.90 [2] (0:12.45)	0:48.45 [2] (0:12.45)	0:36.00 [2] (0:11.71)	0:24.29 [2] (0:11.80)	0:12.49 [4] (0:12.49)			
Average Speed [km/h]	49.1	60.7	60.5	59.4	58.1	58.3	62.1	61.0	57.9			
Top Speed [km/h]	60.4	61.5	61.4	59.7	59.6	60.1	62.7	62.6	60.2			
Avg. Dist. to Rail [m]	4.7	1.6	1.8	1.8	1.9	1.4	1.1	2.6	3.8			
Avg. Stride Freq. [Hz]	2.1	2.2	2.1	2.1	2.1	2.1	2.2	2.2	2.1			
Avg. Stride Length [m]	6.6	7.8	7.9	7.9	7.8	7.8	7.9	7.8	7.5			



- [] Ranking at each section and finish
- .-.- No data available at this section
- NA No data available



Horse/Jockey Name	Leery
Final Rank	5
Fastest Section Time (Section)	0:11.46 (400m)
Top Speed [km/h] (Section)	64.2 (600m)
Race State	Finished



Sunshine Coast QLD Professional

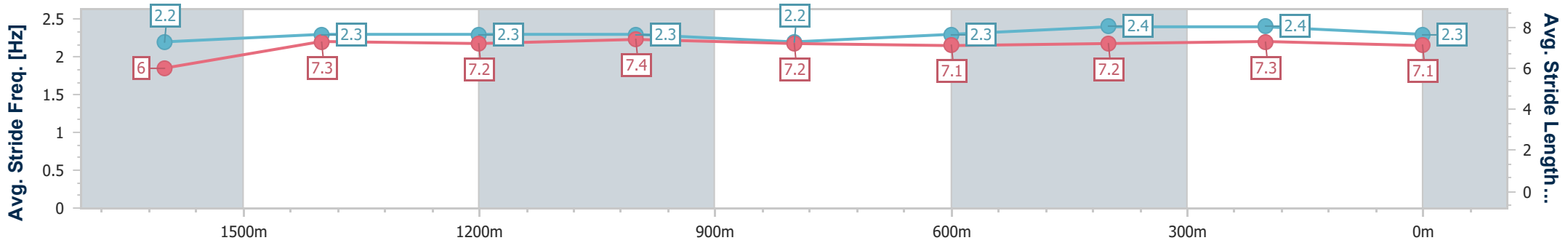
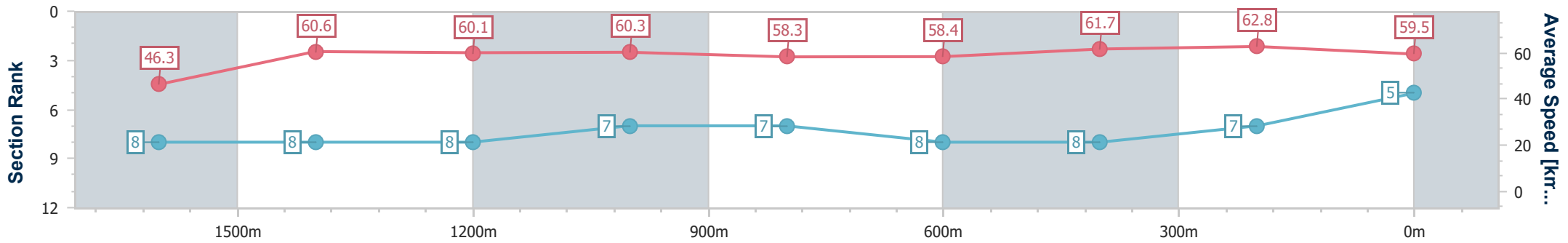
Race 3: JET PLUMBING & GAS Class 1 Handicap - 1800m



26 November 2023 - 14:00

Track Rating: Soft 5, Weather: Overcast, Rail Position: +2m Entire

Section	Overall	1600m	1400m	1200m	1000m	800m	600m	400m	200m
Section Times	1:51.75 [5] (0:15.63)	1:36.12 [8] (0:12.01)	1:24.11 [8] (0:11.99)	1:12.12 [8] (0:11.97)	1:00.15 [7] (0:12.37)	0:47.78 [7] (0:12.43)	0:35.35 [8] (0:11.66)	0:23.69 [8] (0:11.46)	0:12.23 [7] (0:12.23)
Average Speed [km/h]	46.3	60.6	60.1	60.3	58.3	58.4	61.7	62.8	59.5
Top Speed [km/h]	59.5	62.0	62.0	60.9	60.5	60.0	64.2	63.8	61.6
Avg. Dist. to Rail [m]	7.3	1.8	1.2	1.1	1.3	1.1	0.5	1.9	2.5
Avg. Stride Freq. [Hz]	2.2	2.3	2.3	2.3	2.2	2.3	2.4	2.4	2.3
Avg. Stride Length [m]	6.0	7.3	7.2	7.4	7.2	7.1	7.2	7.3	7.1



- [] Ranking at each section and finish
- .-.- No data available at this section
- NA No data available



Horse/Jockey Name	Maple Door
Final Rank	6
Fastest Section Time (Section)	0:11.61 (400m)
Top Speed [km/h] (Section)	63.0 (600m)
Race State	Finished



Sunshine Coast QLD Professional

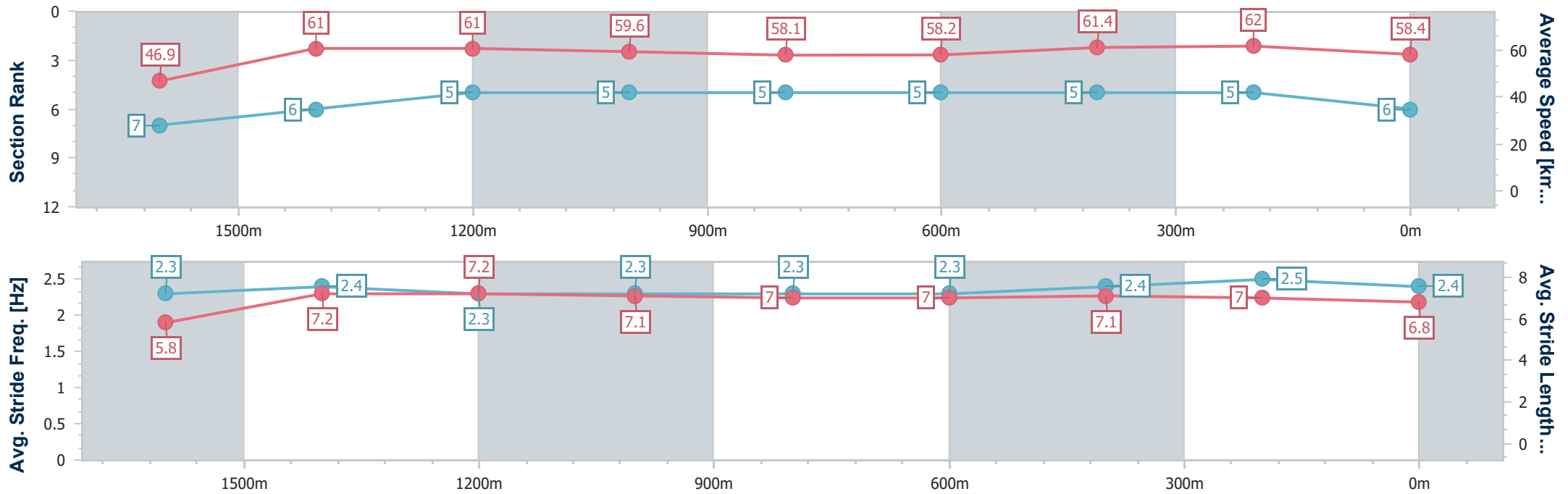
Race 3: JET PLUMBING & GAS Class 1 Handicap - 1800m



26 November 2023 - 14:00

Track Rating: Soft 5, Weather: Overcast, Rail Position: +2m Entire

Section	Overall	1600m	1400m	1200m	1000m	800m	600m	400m	200m
Section Times	1:51.88 [6] (0:15.39)	1:36.49 [7] (0:11.89)	1:24.60 [6] (0:11.88)	1:12.72 [5] (0:12.08)	1:00.64 [5] (0:12.44)	0:48.20 [5] (0:12.42)	0:35.78 [5] (0:11.72)	0:24.06 [5] (0:11.61)	0:12.45 [5] (0:12.45)
Average Speed [km/h]	46.9	61.0	61.0	59.6	58.1	58.2	61.4	62.0	58.4
Top Speed [km/h]	60.2	62.5	62.2	60.3	59.5	60.3	63.0	62.8	60.3
Avg. Dist. to Rail [m]	6.4	1.6	2.0	1.8	1.4	0.5	0.3	2.3	6.2
Avg. Stride Freq. [Hz]	2.3	2.4	2.3	2.3	2.3	2.3	2.4	2.5	2.4
Avg. Stride Length [m]	5.8	7.2	7.2	7.1	7.0	7.0	7.1	7.0	6.8



- [] Ranking at each section and finish
- .-.- No data available at this section
- NA No data available



Horse/Jockey Name	Mana Combat
Final Rank	7
Fastest Section Time (Section)	0:11.70 (400m)
Top Speed [km/h] (Section)	62.5 (600m)
Race State	Finished



Sunshine Coast QLD Professional

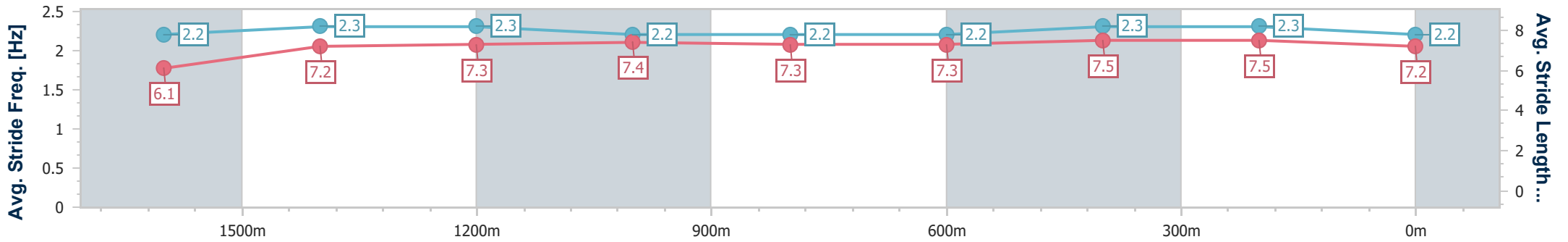
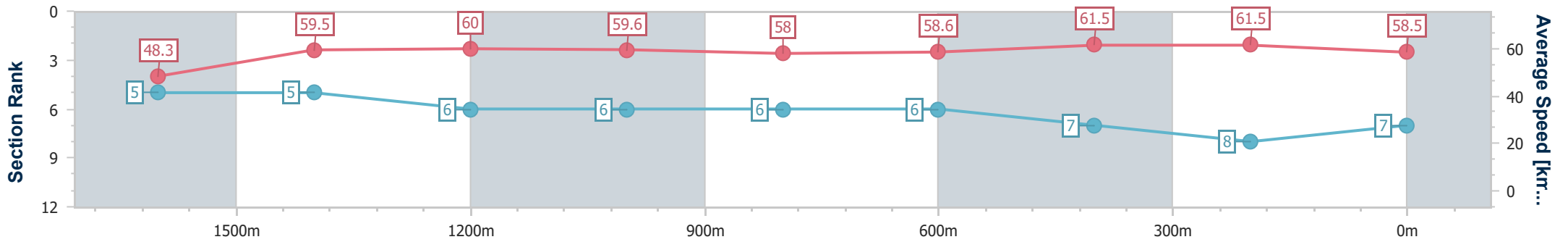
Race 3: JET PLUMBING & GAS Class 1 Handicap - 1800m



26 November 2023 - 14:00

Track Rating: Soft 5, Weather: Overcast, Rail Position: +2m Entire

Section	Overall	1600m	1400m	1200m	1000m	800m	600m	400m	200m			
Section Times	1:52.18 [7] (0:15.05)	1:37.13 [5] (0:12.21)	1:24.92 [5] (0:12.03)	1:12.89 [6] (0:12.13)	1:00.76 [6] (0:12.47)	0:48.29 [6] (0:12.39)	0:35.90 [6] (0:11.76)	0:24.14 [7] (0:11.70)	0:12.44 [8] (0:12.44)			
Average Speed [km/h]	48.3	59.5	60.0	59.6	58.0	58.6	61.5	61.5	58.5			
Top Speed [km/h]	59.7	60.9	61.4	60.5	59.9	60.9	62.5	62.4	60.0			
Avg. Dist. to Rail [m]	4.4	2.9	2.8	2.9	2.8	1.1	0.8	4.1	6.1			
Avg. Stride Freq. [Hz]	2.2	2.3	2.3	2.2	2.2	2.2	2.3	2.3	2.2			
Avg. Stride Length [m]	6.1	7.2	7.3	7.4	7.3	7.3	7.5	7.5	7.2			



- [] Ranking at each section and finish
- .-.- No data available at this section
- NA No data available



Horse/Jockey Name	Body And Soul
Final Rank	8
Fastest Section Time (Section)	0:11.82 (1600m)
Top Speed [km/h] (Section)	62.2 (400m)
Race State	Finished



Sunshine Coast QLD Professional

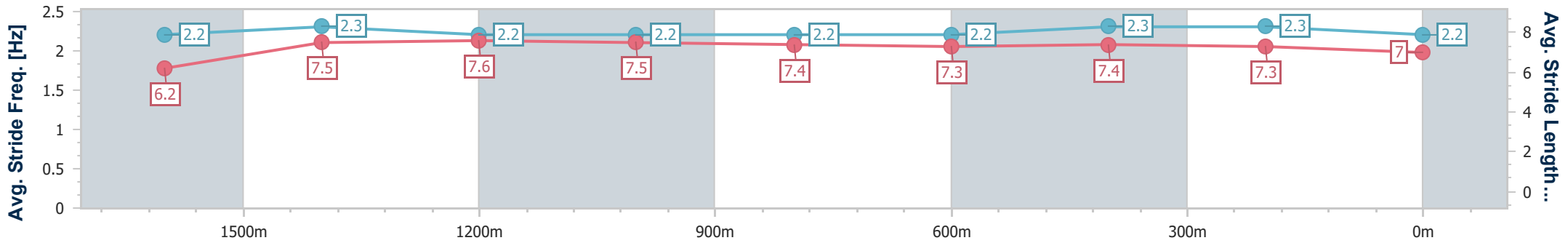
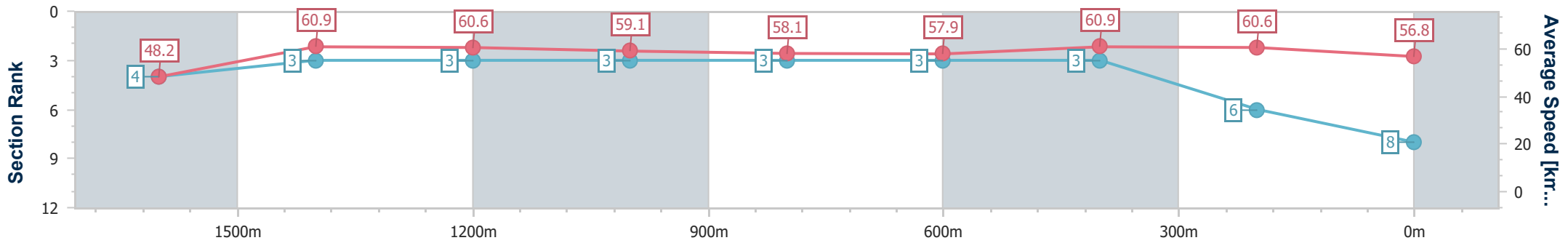
Race 3: JET PLUMBING & GAS Class 1 Handicap - 1800m



26 November 2023 - 14:00

Track Rating: Soft 5, Weather: Overcast, Rail Position: +2m Entire

Section	Overall	1600m	1400m	1200m	1000m	800m	600m	400m	200m			
Section Times	1:52.31 [8] (0:14.99)	1:37.32 [4] (0:11.82)	1:25.50 [3] (0:11.95)	1:13.55 [3] (0:12.16)	1:01.39 [3] (0:12.40)	0:48.99 [3] (0:12.46)	0:36.53 [3] (0:11.88)	0:24.65 [3] (0:11.86)	0:12.79 [6] (0:12.79)			
Average Speed [km/h]	48.2	60.9	60.6	59.1	58.1	57.9	60.9	60.6	56.8			
Top Speed [km/h]	59.2	61.7	61.3	59.8	59.5	59.3	62.1	62.2	59.2			
Avg. Dist. to Rail [m]	2.8	1.2	1.4	1.0	0.9	0.2	0.6	1.2	1.3			
Avg. Stride Freq. [Hz]	2.2	2.3	2.2	2.2	2.2	2.2	2.3	2.3	2.2			
Avg. Stride Length [m]	6.2	7.5	7.6	7.5	7.4	7.3	7.4	7.3	7.0			



- [] Ranking at each section and finish
- .-.- No data available at this section
- NA No data available