



Sunshine Coast QLD Professional
Race 2: PROPERTY VINE QTIS Three-Year-Old BENCHMARK 62
Handicap - 1000m
26 November 2023 - 13:24



Track Rating: Soft 5, Weather: Overcast, Rail Position: +2m Entire

Section		Overall	800m	600m	400m	200m	Last 600m					
Field Times		0:57.45 (0:13.22)	0:44.23 (0:10.78)	0:33.45 (0:11.26)	0:22.19 (0:10.85)	0:11.34 (0:11.34)	0:33.45					
Rank	TAB Horse/Jockey	Barrier	Top Speed [km/h]	Fastest Section	Margin					Distance Travelled [m]		
1	5 BOSSSED UP James Orman	5	68.5 400m	0:10.75 400m	0:57.45 [1] (0:13.42)	0:44.03 [3] (0:10.90)	0:33.13 [3] (0:11.04)	0:22.09 [4] (0:10.75)	0:11.34 [1] (0:11.34)	0:57.45	0:33.13	
2	1 BOLD COMIC Jasper Franklin	1	69.2 800m	0:10.75 800m	0:57.54 [2] (0:13.61)	0:43.93 [5] (0:10.75)	0:33.18 [5] (0:10.99)	0:22.19 [3] (0:10.80)	0:11.39 [2] (0:11.39)	0.4L	0:33.18	-1
3	8 JOJO RABBIT Ben Thompson	7	68.5 800m	0:10.78 800m	0:58.05 [3] (0:13.22)	0:44.83 [1] (0:10.78)	0:34.05 [1] (0:11.26)	0:22.79 [2] (0:10.92)	0:11.87 [3] (0:11.87)	3.2L	0:34.05	+4
4	3 TORQUE I TEE Ryan Wiggins	6	67.8 800m	0:10.76 800m	0:58.24 [4] (0:13.78)	0:44.46 [6] (0:10.76)	0:33.70 [6] (0:11.01)	0:22.69 [5] (0:10.79)	0:11.90 [4] (0:11.90)	4.2L	0:33.70	-2
5	7 TENGUN READY Jim Byrne	8	68.7 800m	0:10.75 800m	0:58.73 [5] (0:13.60)	0:45.13 [4] (0:10.75)	0:34.38 [4] (0:11.23)	0:23.15 [6] (0:11.08)	0:12.07 [6] (0:12.07)	7L	0:34.38	+5
6	6 INATICK Les Tilley	3	69.4 800m	0:10.85 800m	0:59.28 [6] (0:13.39)	0:45.89 [2] (0:10.85)	0:35.04 [2] (0:11.02)	0:24.02 [1] (0:11.35)	0:12.67 [5] (0:12.67)	10.3L	0:35.04	-2

Scratched: Sunday Mail (#4), Femme Fatale (#2)

[] Ranking at each section and finish
 -:-:- No data available at this section
 NA No data available

SCN Saddle cloth number
 DNF Did not finish
 DNT Did not track



Horse/Jockey Name	Bossed Up
Final Rank	1
Fastest Section Time (Section)	0:10.75 (400m)
Top Speed [km/h] (Section)	68.5 (400m)
Race State	Finished



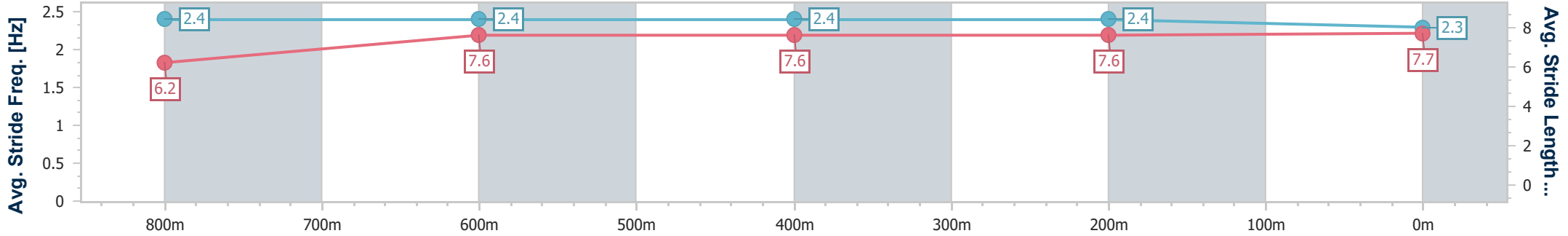
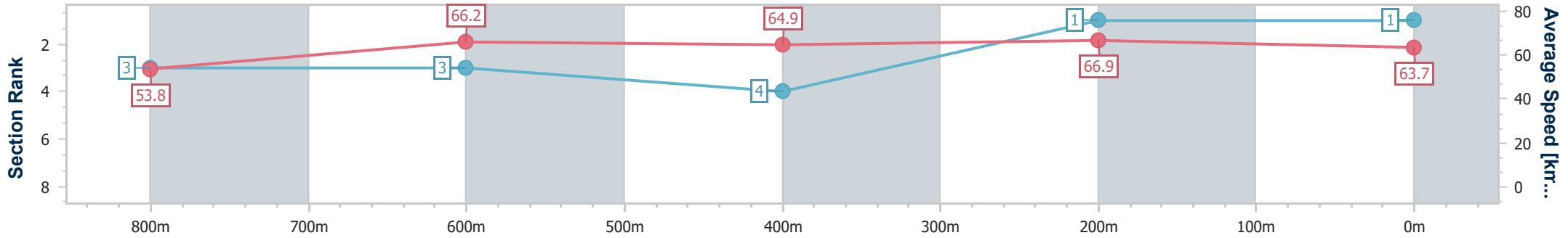
Sunshine Coast QLD Professional
 Race 2: PROPERTY VINE QTIS Three-Year-Old BENCHMARK
 62 Handicap - 1000m



26 November 2023 - 13:24

Track Rating: Soft 5, Weather: Overcast, Rail Position: +2m Entire

Section	Overall	800m	600m	400m	200m
Section Times	0:57.45 [1] (0:13.42)	0:44.03 [3] (0:10.90)	0:33.13 [3] (0:11.04)	0:22.09 [4] (0:10.75)	0:11.34 [1] (0:11.34)
Average Speed [km/h]	53.8	66.2	64.9	66.9	63.7
Top Speed [km/h]	67.6	67.6	66.9	68.5	66.3
Avg. Dist. to Rail [m]	3.2	1.1	0.4	2.4	2.9
Avg. Stride Freq. [Hz]	2.4	2.4	2.4	2.4	2.3
Avg. Stride Length [m]	6.2	7.6	7.6	7.6	7.7



- [] Ranking at each section and finish
- .-.- No data available at this section
- NA No data available



Horse/Jockey Name	Bold Comic
Final Rank	2
Fastest Section Time (Section)	0:10.75 (800m)
Top Speed [km/h] (Section)	69.2 (800m)
Race State	Finished



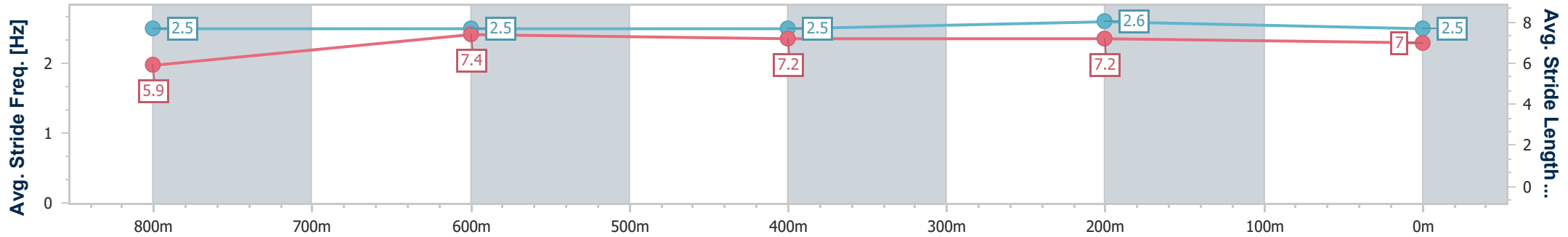
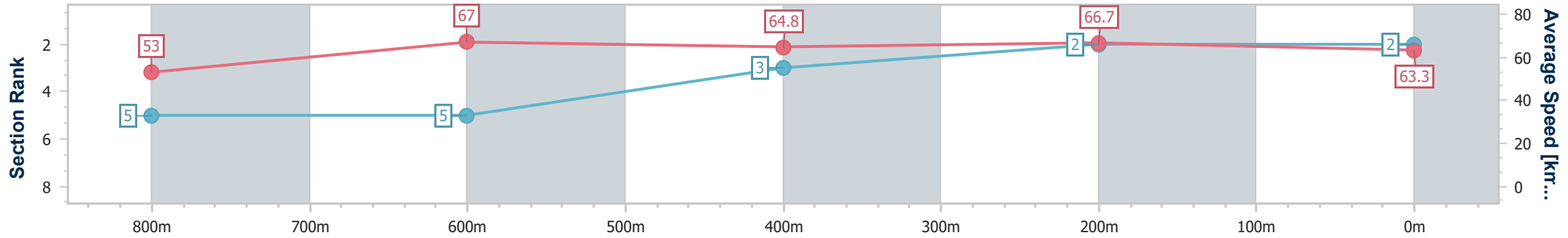
Sunshine Coast QLD Professional
 Race 2: PROPERTY VINE QTIS Three-Year-Old BENCHMARK
 62 Handicap - 1000m



26 November 2023 - 13:24

Track Rating: Soft 5, Weather: Overcast, Rail Position: +2m Entire

Section	Overall	800m	600m	400m	200m
Section Times	0:57.54 [2] (0:13.61)	0:43.93 [5] (0:10.75)	0:33.18 [5] (0:10.99)	0:22.19 [3] (0:10.80)	0:11.39 [2] (0:11.39)
Average Speed [km/h]	53.0	67.0	64.8	66.7	63.3
Top Speed [km/h]	69.1	69.2	66.5	67.3	65.5
Avg. Dist. to Rail [m]	1.6	0.7	1.4	1.1	1.8
Avg. Stride Freq. [Hz]	2.5	2.5	2.5	2.6	2.5
Avg. Stride Length [m]	5.9	7.4	7.2	7.2	7.0



- [] Ranking at each section and finish
- .-.- No data available at this section
- NA No data available



Horse/Jockey Name	Jojo Rabbit
Final Rank	3
Fastest Section Time (Section)	0:10.78 (800m)
Top Speed [km/h] (Section)	68.5 (800m)
Race State	Finished



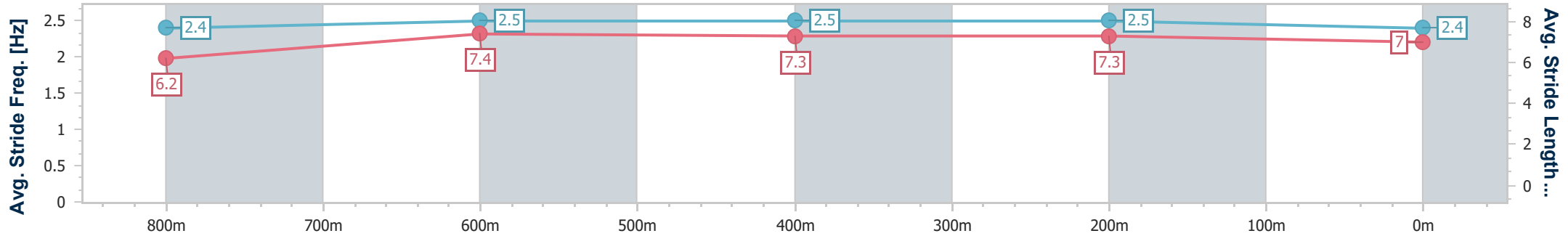
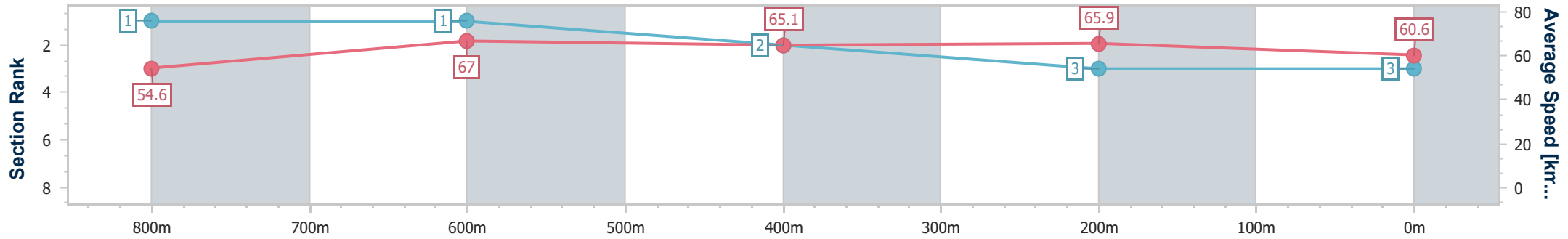
Sunshine Coast QLD Professional
 Race 2: PROPERTY VINE QTIS Three-Year-Old BENCHMARK
 62 Handicap - 1000m



26 November 2023 - 13:24

Track Rating: Soft 5, Weather: Overcast, Rail Position: +2m Entire

Section	Overall	800m	600m	400m	200m
Section Times	0:58.05 [3] (0:13.22)	0:44.83 [1] (0:10.78)	0:34.05 [1] (0:11.26)	0:22.79 [2] (0:10.92)	0:11.87 [3] (0:11.87)
Average Speed [km/h]	54.6	67.0	65.1	65.9	60.6
Top Speed [km/h]	68.1	68.5	66.3	67.4	63.9
Avg. Dist. to Rail [m]	4.0	0.9	2.8	3.3	4.7
Avg. Stride Freq. [Hz]	2.4	2.5	2.5	2.5	2.4
Avg. Stride Length [m]	6.2	7.4	7.3	7.3	7.0



- [] Ranking at each section and finish
- .-.- No data available at this section
- NA No data available



Horse/Jockey Name	Torque I Tee
Final Rank	4
Fastest Section Time (Section)	0:10.76 (800m)
Top Speed [km/h] (Section)	67.8 (800m)
Race State	Finished



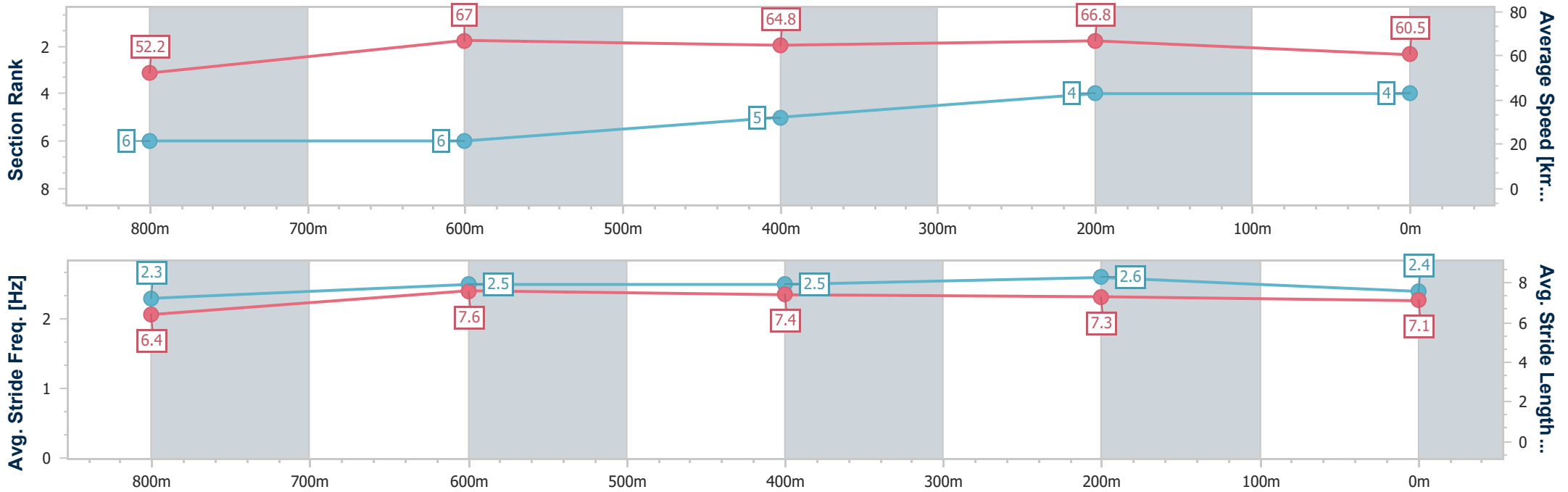
Sunshine Coast QLD Professional
 Race 2: PROPERTY VINE QTIS Three-Year-Old BENCHMARK
 62 Handicap - 1000m



26 November 2023 - 13:24

Track Rating: Soft 5, Weather: Overcast, Rail Position: +2m Entire

Section	Overall	800m	600m	400m	200m
Section Times	0:58.24 [4] (0:13.78)	0:44.46 [6] (0:10.76)	0:33.70 [6] (0:11.01)	0:22.69 [5] (0:10.79)	0:11.90 [4] (0:11.90)
Average Speed [km/h]	52.2	67.0	64.8	66.8	60.5
Top Speed [km/h]	67.7	67.8	66.8	67.4	65.4
Avg. Dist. to Rail [m]	3.3	1.6	1.3	2.8	5.0
Avg. Stride Freq. [Hz]	2.3	2.5	2.5	2.6	2.4
Avg. Stride Length [m]	6.4	7.6	7.4	7.3	7.1



- [] Ranking at each section and finish
- .-.- No data available at this section
- NA No data available



Horse/Jockey Name	Tengun Ready
Final Rank	5
Fastest Section Time (Section)	0:10.75 (800m)
Top Speed [km/h] (Section)	68.7 (800m)
Race State	Finished



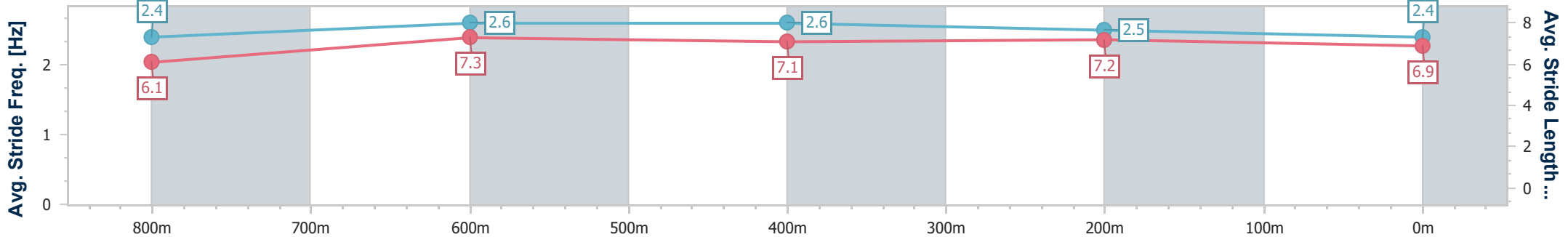
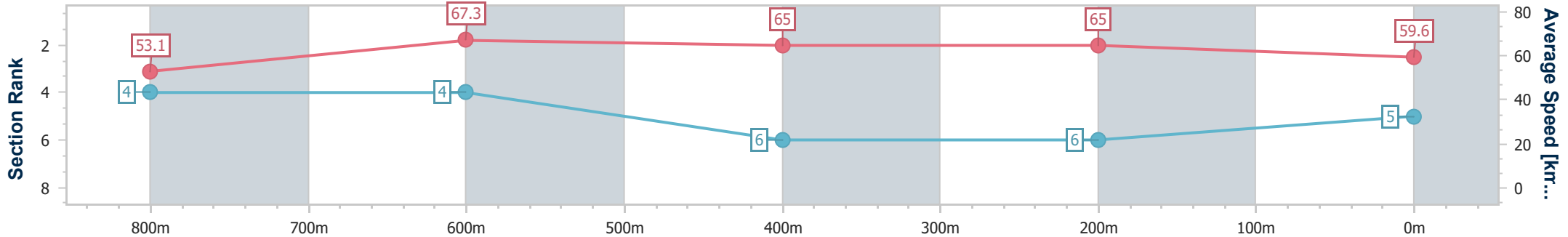
Sunshine Coast QLD Professional
 Race 2: PROPERTY VINE QTIS Three-Year-Old BENCHMARK
 62 Handicap - 1000m



26 November 2023 - 13:24

Track Rating: Soft 5, Weather: Overcast, Rail Position: +2m Entire

Section	Overall	800m	600m	400m	200m
Section Times	0:58.73 [5] (0:13.60)	0:45.13 [4] (0:10.75)	0:34.38 [4] (0:11.23)	0:23.15 [6] (0:11.08)	0:12.07 [6] (0:12.07)
Average Speed [km/h]	53.1	67.3	65.0	65.0	59.6
Top Speed [km/h]	67.7	68.7	67.0	67.7	62.7
Avg. Dist. to Rail [m]	4.2	1.9	2.3	6.8	7.5
Avg. Stride Freq. [Hz]	2.4	2.6	2.6	2.5	2.4
Avg. Stride Length [m]	6.1	7.3	7.1	7.2	6.9



- [] Ranking at each section and finish
- .-.- No data available at this section
- NA No data available



Horse/Jockey Name	Inatick
Final Rank	6
Fastest Section Time (Section)	0:10.85 (800m)
Top Speed [km/h] (Section)	69.4 (800m)
Race State	Finished



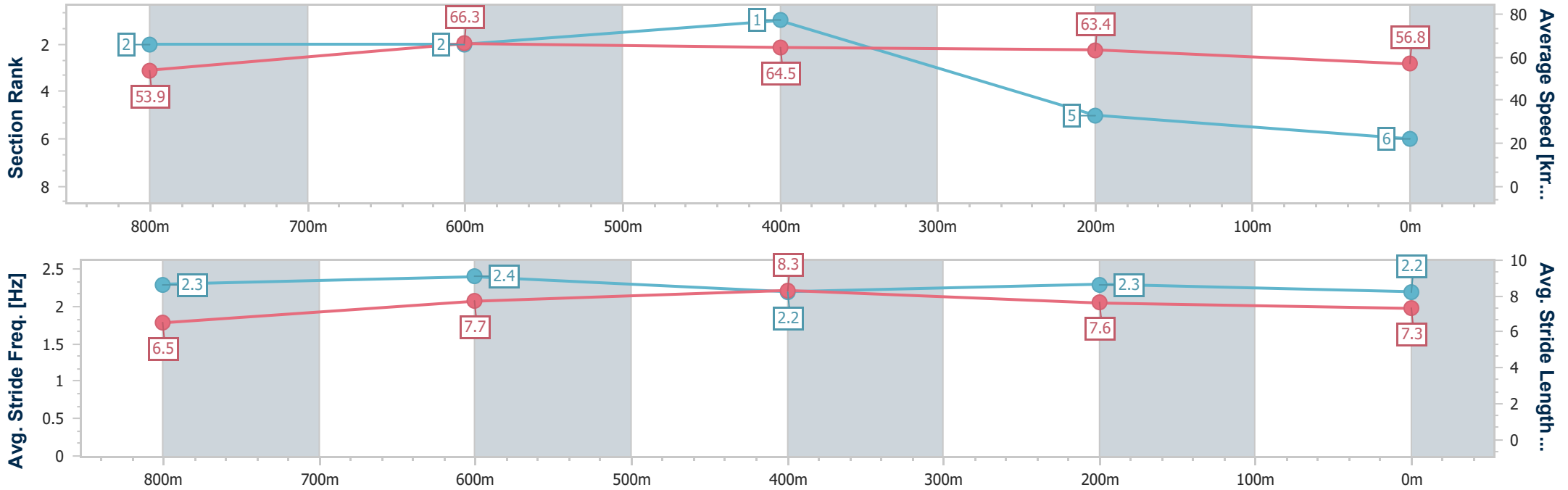
Sunshine Coast QLD Professional
 Race 2: PROPERTY VINE QTIS Three-Year-Old BENCHMARK
 62 Handicap - 1000m



26 November 2023 - 13:24

Track Rating: Soft 5, Weather: Overcast, Rail Position: +2m Entire

Section	Overall	800m	600m	400m	200m
Section Times	0:59.28 [6] (0:13.39)	0:45.89 [2] (0:10.85)	0:35.04 [2] (0:11.02)	0:24.02 [1] (0:11.35)	0:12.67 [5] (0:12.67)
Average Speed [km/h]	53.9	66.3	64.5	63.4	56.8
Top Speed [km/h]	67.5	69.4	66.4	64.9	61.2
Avg. Dist. to Rail [m]	1.5	0.6	1.9	0.7	3.0
Avg. Stride Freq. [Hz]	2.3	2.4	2.2	2.3	2.2
Avg. Stride Length [m]	6.5	7.7	8.3	7.6	7.3



- [] Ranking at each section and finish
- .-.- No data available at this section
- NA No data available