



Toowoomba QLD Professional
Race 8: HARVEY NORMAN COMMERCIAL TOOWOOMBA Maiden
Handicap - 2000m
25 November 2023 - 21:00



Track Rating: Soft 5, Weather: Overcast, Rail Position: Out 2.5 metres 1600-1400; Out 1 metre Remainder.

Section		Overall	1800m	1600m	1400m	1200m	1000m	800m	Last 600m				
Field Times		2:07.40 (0:14.32)	1:53.08 (0:11.42)	1:41.66 (0:11.82)	1:29.84 (0:12.31)	1:17.53 (0:12.91)	1:04.62 (0:13.58)	0:51.04 (0:13.17)	0:37.87				
Rank	TAB Horse/Jockey	Barrier	Top Speed [km/h]	Fastest Section									Distance Travelled [m]
1	2 ROYAL COURT Chris Whiteley	9	62.9 1800m	0:11.63 1800m	2:07.40 [1] (0:14.52)	1:52.88 [3] (0:11.63)	1:41.25 [5] (0:11.94)	1:29.31 [5] (0:12.38)	1:16.93 [6] (0:13.22)	1:03.71 [6] (0:13.57)	0:50.14 [6] (0:12.91)	0:37.23	
2	9 ROYAL GEORGE Melea Castle	8	65.6 1600m	0:11.23 1600m	2:07.58 [2] (0:15.38)	1:52.20 [8] (0:11.61)	1:40.59 [8] (0:11.23)	1:29.36 [6] (0:12.02)	1:17.34 [4] (0:12.54)	1:04.80 [1] (0:13.58)	0:51.22 [1] (0:13.17)	0:38.05	-9
3	4 FIT AND PROPER Adin Thompson	6	63.4 1800m	0:11.56 1800m	2:07.83 [3] (0:14.32)	1:53.51 [1] (0:11.56)	1:41.95 [2] (0:11.98)	1:29.97 [4] (0:12.43)	1:17.54 [5] (0:13.16)	1:04.38 [5] (0:13.57)	0:50.81 [5] (0:13.01)	0:37.80	-4
4	6 EDGEWISE Karl Zechner	5	62.3 1800m	0:11.68 1800m	2:08.51 [4] (0:14.67)	1:53.84 [5] (0:11.68)	1:42.16 [6] (0:11.91)	1:30.25 [7] (0:12.50)	1:17.75 [8] (0:13.25)	1:04.50 [8] (0:13.59)	0:50.91 [8] (0:13.01)	0:37.90	+2
5	1 BEASTICON Anthony Allen	7	65.0 1800m	0:11.35 1800m	2:08.57 [5] (0:14.64)	1:53.93 [4] (0:11.35)	1:42.58 [3] (0:11.63)	1:30.95 [2] (0:12.39)	1:18.56 [2] (0:13.02)	1:05.54 [3] (0:13.63)	0:51.91 [2] (0:13.13)	0:38.78	+2
6	7 BRAMBLE BAY Adam Spinks	2	63.4 1800m	0:11.29 1800m	2:09.15 [6] (0:14.71)	1:54.44 [6] (0:11.29)	1:43.15 [4] (0:11.85)	1:31.30 [3] (0:12.32)	1:18.98 [3] (0:13.05)	1:05.93 [4] (0:13.75)	0:52.18 [4] (0:13.06)	0:39.12	-11
7	8 LA VITTORIA Kenji Yoshida	1	64.5 1800m	0:11.32 1800m	2:09.35 [7] (0:14.42)	1:54.93 [2] (0:11.32)	1:43.61 [1] (0:11.82)	1:31.79 [1] (0:12.31)	1:19.48 [1] (0:13.05)	1:06.43 [2] (0:13.77)	0:52.66 [3] (0:13.15)	0:39.51	-8
8	3 LOOSE CHANGE Sariah Champkin	3	62.2 1800m	0:11.69 1800m	2:09.42 [8] (0:14.85)	1:54.57 [7] (0:11.69)	1:42.88 [7] (0:11.85)	1:31.03 [8] (0:12.23)	1:18.80 [7] (0:13.17)	1:05.63 [7] (0:13.53)	0:52.10 [7] (0:13.18)	0:38.92	-7

Scratched: Just A Hero (#5)

[] Ranking at each section and finish
 -:-:- No data available at this section
 NA No data available

SCN Saddle cloth number
 DNF Did not finish
 DNT Did not track



Toowoomba QLD Professional
Race 8: HARVEY NORMAN COMMERCIAL TOOWOOMBA Maiden
Handicap - 2000m
25 November 2023 - 21:00



Track Rating: Soft 5, Weather: Overcast, Rail Position: Out 2.5 metres 1600-1400; Out 1 metre Remainder.

Section				600m	400m	200m			Last 600m		
Field Times				0:37.87 (0:12.86)	0:25.01 (0:12.27)	0:12.74 (0:12.74)			0:37.87		
Rank	TAB	Horse/Jockey	Barrier	Top Speed [km/h]	Fastest Section	Margin			Distance Travelled [m]		
1	2	ROYAL COURT Chris Whiteley	9	62.9 1800m	0:11.63 1800m	0:37.23 [6] (0:12.38)	0:24.85 [3] (0:12.11)	0:12.74 [1] (0:12.74)	2:07.40	0:37.23	
2	9	ROYAL GEORGE Melea Castle	8	65.6 1600m	0:11.23 1600m	0:38.05 [1] (0:12.86)	0:25.19 [1] (0:12.42)	0:12.77 [2] (0:12.77)	1L	0:38.05	-9
3	4	FIT AND PROPER Adin Thompson	6	63.4 1800m	0:11.56 1800m	0:37.80 [5] (0:12.51)	0:25.29 [2] (0:12.34)	0:12.95 [3] (0:12.95)	2.3L	0:37.80	-4
4	6	EDGEWISE Karl Zechner	5	62.3 1800m	0:11.68 1800m	0:37.90 [8] (0:12.49)	0:25.41 [7] (0:12.46)	0:12.95 [5] (0:12.95)	6.3L	0:37.90	+2
5	1	BEASTICON Anthony Allen	7	65.0 1800m	0:11.35 1800m	0:38.78 [2] (0:12.85)	0:25.93 [4] (0:12.92)	0:13.01 [4] (0:13.01)	6.5L	0:38.78	+2
6	7	BRAMBLE BAY Adam Spinks	2	63.4 1800m	0:11.29 1800m	0:39.12 [4] (0:12.81)	0:26.31 [6] (0:12.80)	0:13.51 [6] (0:13.51)	9.8L	0:39.12	-11
7	8	LA VITTORIA Kenji Yoshida	1	64.5 1800m	0:11.32 1800m	0:39.51 [3] (0:12.92)	0:26.59 [5] (0:13.29)	0:13.30 [7] (0:13.30)	10.8L	0:39.51	-8
8	3	LOOSE CHANGE Sariah Champkin	3	62.2 1800m	0:11.69 1800m	0:38.92 [7] (0:12.70)	0:26.22 [8] (0:12.99)	0:13.23 [8] (0:13.23)	11.1L	0:38.92	-7

Scratched: Just A Hero (#5)

[] Ranking at each section and finish
 -:-:- No data available at this section
 NA No data available

SCN Saddle cloth number
 DNF Did not finish
 DNT Did not track



Horse/Jockey Name	Royal Court
Final Rank	1
Fastest Section Time (Section)	0:11.63 (1800m)
Top Speed [km/h] (Section)	62.9 (1800m)
Race State	Finished



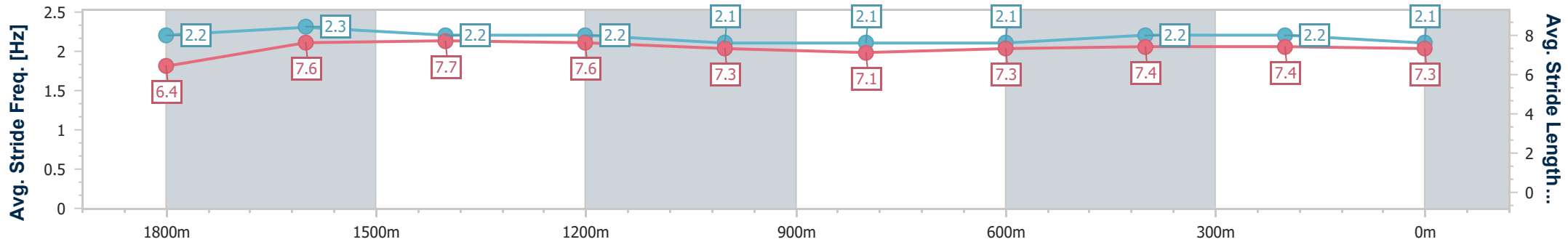
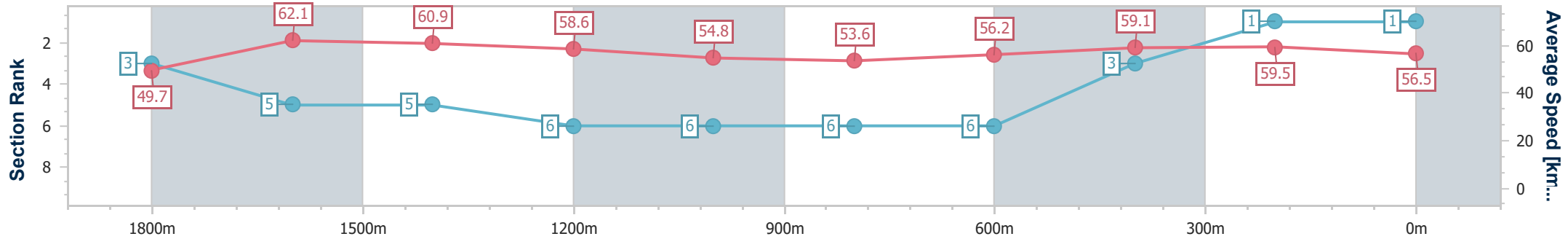
Toowoomba QLD Professional
 Race 8: HARVEY NORMAN COMMERCIAL TOOWOOMBA
 Maiden Handicap - 2000m



25 November 2023 - 21:00

Track Rating: Soft 5, Weather: Overcast, Rail Position: Out 2.5 metres 1600-1400; Out 1 metre Remainder.

Section	Overall	1800m	1600m	1400m	1200m	1000m	800m	600m	400m	200m			
Section Times	2:07.40 [1] (0:14.52)	1:52.88 [3] (0:11.63)	1:41.25 [5] (0:11.94)	1:29.31 [5] (0:12.38)	1:16.93 [6] (0:13.22)	1:03.71 [6] (0:13.57)	0:50.14 [6] (0:12.91)	0:37.23 [6] (0:12.38)	0:24.85 [3] (0:12.11)	0:12.74 [1] (0:12.74)			
Average Speed [km/h]	49.7	62.1	60.9	58.6	54.8	53.6	56.2	59.1	59.5	56.5			
Top Speed [km/h]	61.3	62.9	62.4	61.0	56.3	55.1	58.1	60.6	60.4	58.5			
Avg. Dist. to Rail [m]	4.9	0.5	2.2	2.1	3.3	3.2	2.4	2.7	0.9	1.1			
Avg. Stride Freq. [Hz]	2.2	2.3	2.2	2.2	2.1	2.1	2.1	2.2	2.2	2.1			
Avg. Stride Length [m]	6.4	7.6	7.7	7.6	7.3	7.1	7.3	7.4	7.4	7.3			



- [] Ranking at each section and finish
- .-.- No data available at this section
- NA No data available



Horse/Jockey Name	Royal George
Final Rank	2
Fastest Section Time (Section)	0:11.23 (1600m)
Top Speed [km/h] (Section)	65.6 (1600m)
Race State	Finished



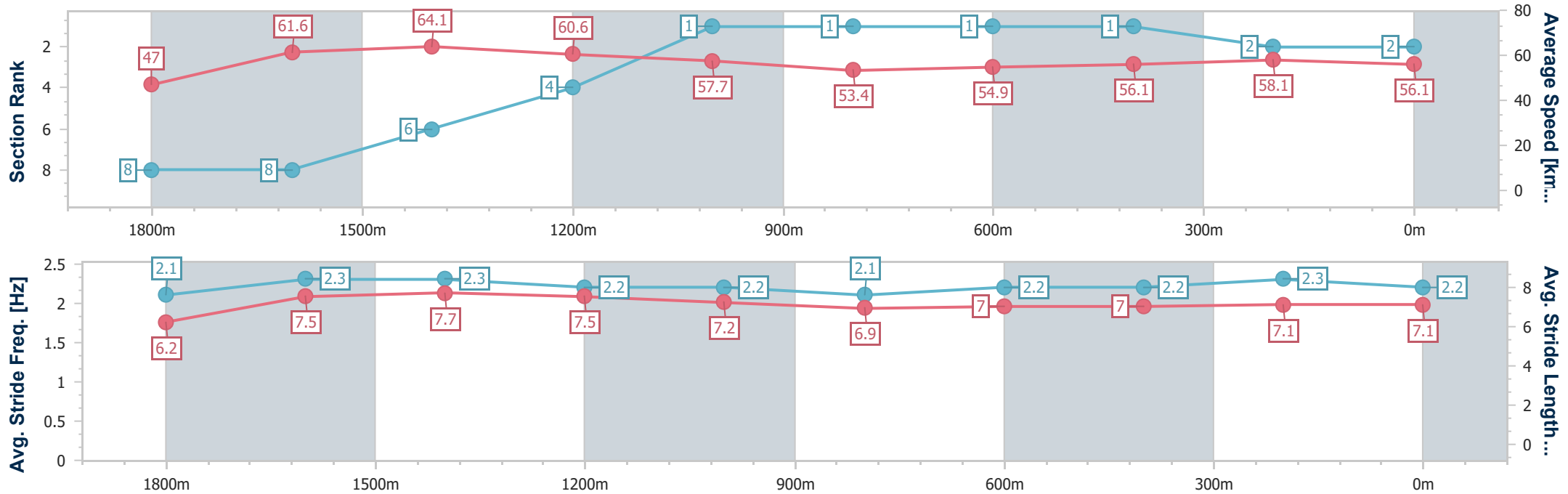
Toowoomba QLD Professional
Race 8: HARVEY NORMAN COMMERCIAL TOOWOOMBA
Maiden Handicap - 2000m



25 November 2023 - 21:00

Track Rating: Soft 5, Weather: Overcast, Rail Position: Out 2.5 metres 1600-1400; Out 1 metre Remainder.

Section	Overall	1800m	1600m	1400m	1200m	1000m	800m	600m	400m	200m			
Section Times	2:07.58 [2] (0:15.38)	1:52.20 [8] (0:11.61)	1:40.59 [8] (0:11.23)	1:29.36 [6] (0:12.02)	1:17.34 [4] (0:12.54)	1:04.80 [1] (0:13.58)	0:51.22 [1] (0:13.17)	0:38.05 [1] (0:12.86)	0:25.19 [1] (0:12.42)	0:12.77 [2] (0:12.77)			
Average Speed [km/h]	47.0	61.6	64.1	60.6	57.7	53.4	54.9	56.1	58.1	56.1			
Top Speed [km/h]	62.5	63.2	65.6	63.8	58.5	56.3	55.9	56.7	58.7	57.9			
Avg. Dist. to Rail [m]	4.0	1.3	1.1	1.7	3.5	2.0	1.3	0.6	0.2	0.3			
Avg. Stride Freq. [Hz]	2.1	2.3	2.3	2.2	2.2	2.1	2.2	2.2	2.3	2.2			
Avg. Stride Length [m]	6.2	7.5	7.7	7.5	7.2	6.9	7.0	7.0	7.1	7.1			



- [] Ranking at each section and finish
- .-.- No data available at this section
- NA No data available



Horse/Jockey Name	Fit And Proper
Final Rank	3
Fastest Section Time (Section)	0:11.56 (1800m)
Top Speed [km/h] (Section)	63.4 (1800m)
Race State	Finished



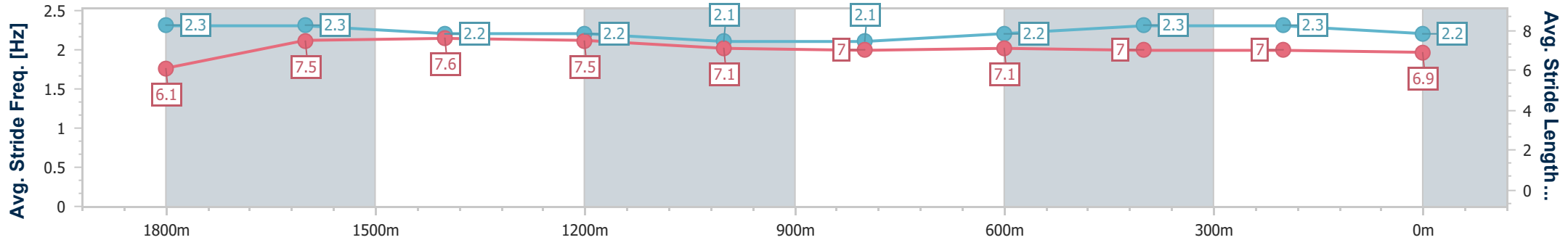
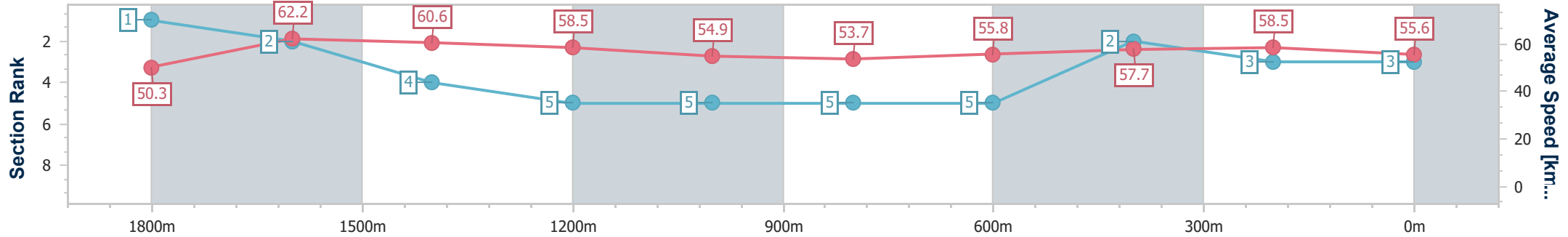
Toowoomba QLD Professional
 Race 8: HARVEY NORMAN COMMERCIAL TOOWOOMBA
 Maiden Handicap - 2000m



25 November 2023 - 21:00

Track Rating: Soft 5, Weather: Overcast, Rail Position: Out 2.5 metres 1600-1400; Out 1 metre Remainder.

Section	Overall	1800m	1600m	1400m	1200m	1000m	800m	600m	400m	200m			
Section Times	2:07.83 [3] (0:14.32)	1:53.51 [1] (0:11.56)	1:41.95 [2] (0:11.98)	1:29.97 [4] (0:12.43)	1:17.54 [5] (0:13.16)	1:04.38 [5] (0:13.57)	0:50.81 [5] (0:13.01)	0:37.80 [5] (0:12.51)	0:25.29 [2] (0:12.34)	0:12.95 [3] (0:12.95)			
Average Speed [km/h]	50.3	62.2	60.6	58.5	54.9	53.7	55.8	57.7	58.5	55.6			
Top Speed [km/h]	62.8	63.4	62.2	61.2	56.7	54.8	57.4	58.9	60.4	57.5			
Avg. Dist. to Rail [m]	3.4	0.4	2.4	1.9	3.2	2.9	2.0	1.4	0.4	1.4			
Avg. Stride Freq. [Hz]	2.3	2.3	2.2	2.2	2.1	2.1	2.2	2.3	2.3	2.2			
Avg. Stride Length [m]	6.1	7.5	7.6	7.5	7.1	7.0	7.1	7.0	7.0	6.9			



- [] Ranking at each section and finish
- .-.- No data available at this section
- NA No data available



Horse/Jockey Name	Edgewise
Final Rank	4
Fastest Section Time (Section)	0:11.68 (1800m)
Top Speed [km/h] (Section)	62.3 (1800m)
Race State	Finished



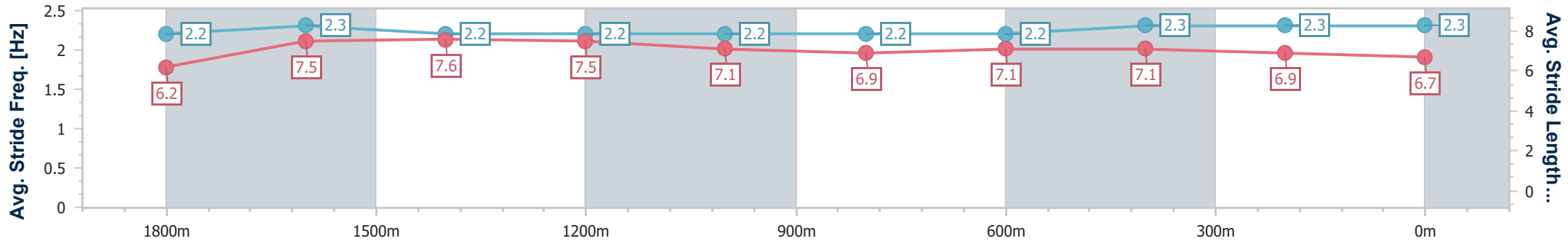
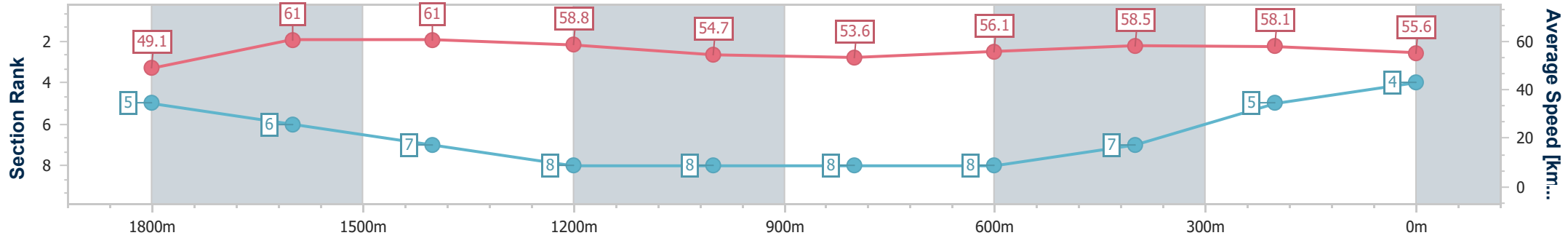
Toowoomba QLD Professional
Race 8: HARVEY NORMAN COMMERCIAL TOOWOOMBA
Maiden Handicap - 2000m



25 November 2023 - 21:00

Track Rating: Soft 5, Weather: Overcast, Rail Position: Out 2.5 metres 1600-1400; Out 1 metre Remainder.

Section	Overall	1800m	1600m	1400m	1200m	1000m	800m	600m	400m	200m			
Section Times	2:08.51 [4] (0:14.67)	1:53.84 [5] (0:11.68)	1:42.16 [6] (0:11.91)	1:30.25 [7] (0:12.50)	1:17.75 [8] (0:13.25)	1:04.50 [8] (0:13.59)	0:50.91 [8] (0:13.01)	0:37.90 [8] (0:12.49)	0:25.41 [7] (0:12.46)	0:12.95 [5] (0:12.95)			
Average Speed [km/h]	49.1	61.0	61.0	58.8	54.7	53.6	56.1	58.5	58.1	55.6			
Top Speed [km/h]	62.2	62.3	62.2	60.5	56.2	55.6	57.5	60.2	59.3	57.7			
Avg. Dist. to Rail [m]	1.4	1.5	2.5	3.6	4.7	4.5	3.4	2.6	1.9	3.4			
Avg. Stride Freq. [Hz]	2.2	2.3	2.2	2.2	2.2	2.2	2.2	2.3	2.3	2.3			
Avg. Stride Length [m]	6.2	7.5	7.6	7.5	7.1	6.9	7.1	7.1	6.9	6.7			



- [] Ranking at each section and finish
- .-.- No data available at this section
- NA No data available



Horse/Jockey Name	Beasticon
Final Rank	5
Fastest Section Time (Section)	0:11.35 (1800m)
Top Speed [km/h] (Section)	65.0 (1800m)
Race State	Finished



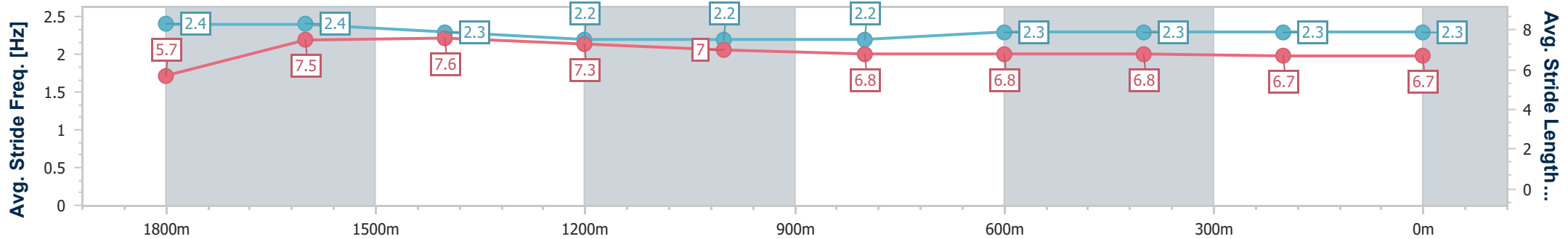
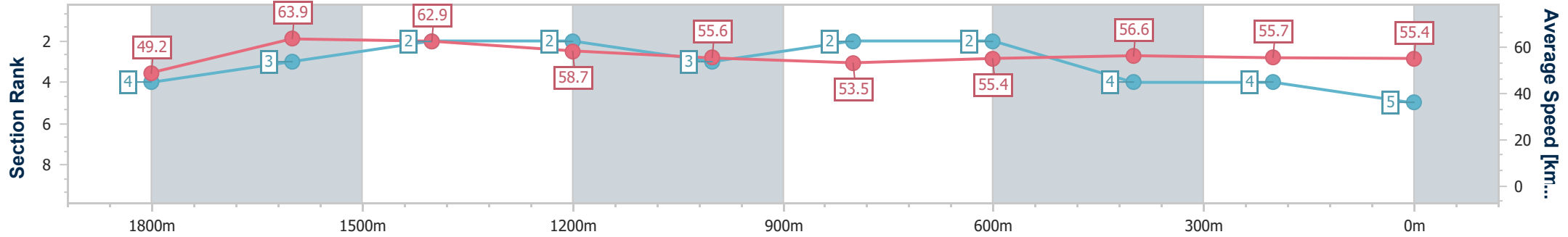
Toowoomba QLD Professional
 Race 8: HARVEY NORMAN COMMERCIAL TOOWOOMBA
 Maiden Handicap - 2000m



25 November 2023 - 21:00

Track Rating: Soft 5, Weather: Overcast, Rail Position: Out 2.5 metres 1600-1400; Out 1 metre Remainder.

Section	Overall	1800m	1600m	1400m	1200m	1000m	800m	600m	400m	200m		
Section Times	2:08.57 [5] (0:14.64)	1:53.93 [4] (0:11.35)	1:42.58 [3] (0:11.63)	1:30.95 [2] (0:12.39)	1:18.56 [2] (0:13.02)	1:05.54 [3] (0:13.63)	0:51.91 [2] (0:13.13)	0:38.78 [2] (0:12.85)	0:25.93 [4] (0:12.92)	0:13.01 [4] (0:13.01)		
Average Speed [km/h]	49.2	63.9	62.9	58.7	55.6	53.5	55.4	56.6	55.7	55.4		
Top Speed [km/h]	64.1	65.0	63.2	62.2	56.4	54.4	57.0	57.4	56.9	56.5		
Avg. Dist. to Rail [m]	4.3	1.6	3.7	2.6	3.3	3.6	2.6	1.7	1.0	1.7		
Avg. Stride Freq. [Hz]	2.4	2.4	2.3	2.2	2.2	2.2	2.3	2.3	2.3	2.3		
Avg. Stride Length [m]	5.7	7.5	7.6	7.3	7.0	6.8	6.8	6.8	6.7	6.7		



- [] Ranking at each section and finish
- .-.-.- No data available at this section
- NA No data available



Horse/Jockey Name	Bramble Bay
Final Rank	6
Fastest Section Time (Section)	0:11.29 (1800m)
Top Speed [km/h] (Section)	63.4 (1800m)
Race State	Finished



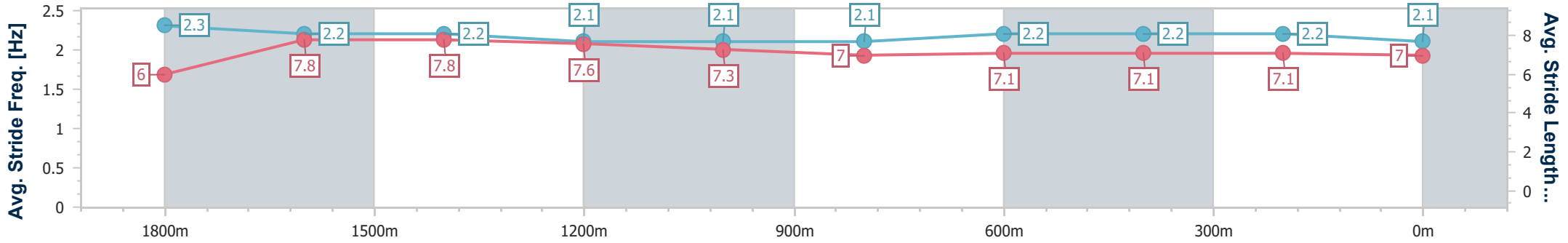
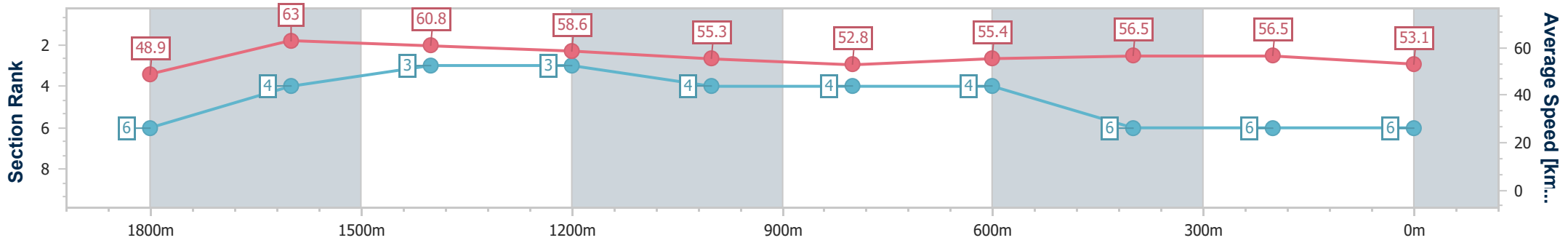
Toowoomba QLD Professional
 Race 8: HARVEY NORMAN COMMERCIAL TOOWOOMBA
 Maiden Handicap - 2000m



25 November 2023 - 21:00

Track Rating: Soft 5, Weather: Overcast, Rail Position: Out 2.5 metres 1600-1400; Out 1 metre Remainder.

Section	Overall	1800m	1600m	1400m	1200m	1000m	800m	600m	400m	200m			
Section Times	2:09.15 [6] (0:14.71)	1:54.44 [6] (0:11.29)	1:43.15 [4] (0:11.85)	1:31.30 [3] (0:12.32)	1:18.98 [3] (0:13.05)	1:05.93 [4] (0:13.75)	0:52.18 [4] (0:13.06)	0:39.12 [4] (0:12.81)	0:26.31 [6] (0:12.80)	0:13.51 [6] (0:13.51)			
Average Speed [km/h]	48.9	63.0	60.8	58.6	55.3	52.8	55.4	56.5	56.5	53.1			
Top Speed [km/h]	62.4	63.4	61.9	61.8	56.4	54.5	57.9	57.9	56.8	56.0			
Avg. Dist. to Rail [m]	1.2	2.4	0.5	0.8	2.1	2.1	1.5	1.3	0.9	1.8			
Avg. Stride Freq. [Hz]	2.3	2.2	2.2	2.1	2.1	2.1	2.2	2.2	2.2	2.1			
Avg. Stride Length [m]	6.0	7.8	7.8	7.6	7.3	7.0	7.1	7.1	7.1	7.0			



- [] Ranking at each section and finish
- .-.- No data available at this section
- NA No data available



Horse/Jockey Name	La Vittoria
Final Rank	7
Fastest Section Time (Section)	0:11.32 (1800m)
Top Speed [km/h] (Section)	64.5 (1800m)
Race State	Finished



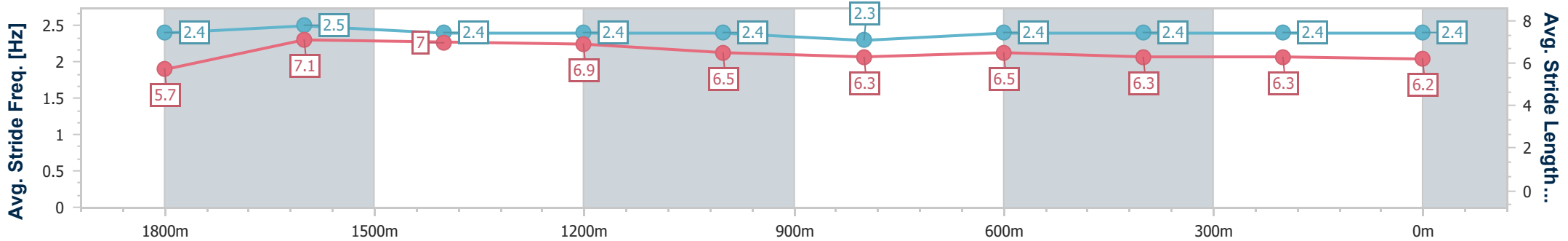
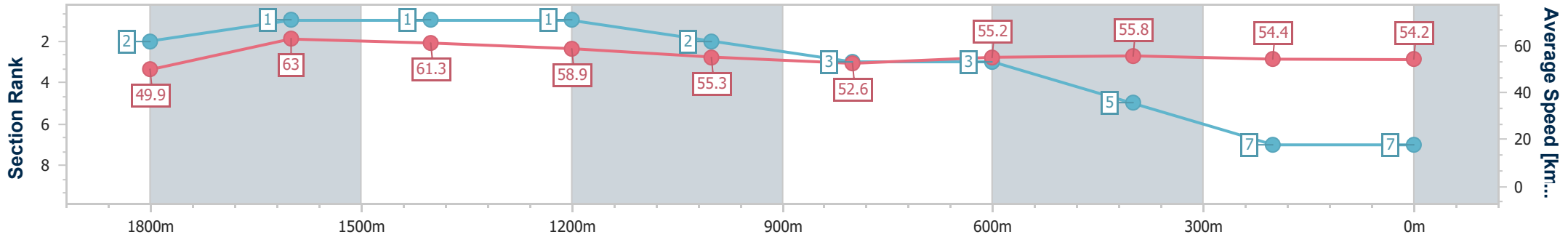
Toowoomba QLD Professional
Race 8: HARVEY NORMAN COMMERCIAL TOOWOOMBA
Maiden Handicap - 2000m



25 November 2023 - 21:00

Track Rating: Soft 5, Weather: Overcast, Rail Position: Out 2.5 metres 1600-1400; Out 1 metre Remainder.

Section	Overall	1800m	1600m	1400m	1200m	1000m	800m	600m	400m	200m			
Section Times	2:09.35 [7] (0:14.42)	1:54.93 [2] (0:11.32)	1:43.61 [1] (0:11.82)	1:31.79 [1] (0:12.31)	1:19.48 [1] (0:13.05)	1:06.43 [2] (0:13.77)	0:52.66 [3] (0:13.15)	0:39.51 [3] (0:12.92)	0:26.59 [5] (0:13.29)	0:13.30 [7] (0:13.30)			
Average Speed [km/h]	49.9	63.0	61.3	58.9	55.3	52.6	55.2	55.8	54.4	54.2			
Top Speed [km/h]	64.4	64.5	63.0	62.2	56.5	54.0	56.9	56.8	55.2	54.7			
Avg. Dist. to Rail [m]	0.9	1.3	0.8	1.4	2.3	2.7	1.7	0.7	0.9	1.3			
Avg. Stride Freq. [Hz]	2.4	2.5	2.4	2.4	2.4	2.3	2.4	2.4	2.4	2.4			
Avg. Stride Length [m]	5.7	7.1	7.0	6.9	6.5	6.3	6.5	6.3	6.3	6.2			



- [] Ranking at each section and finish
- .-.- No data available at this section
- NA No data available



Horse/Jockey Name	Loose Change
Final Rank	8
Fastest Section Time (Section)	0:11.69 (1800m)
Top Speed [km/h] (Section)	62.2 (1800m)
Race State	Finished



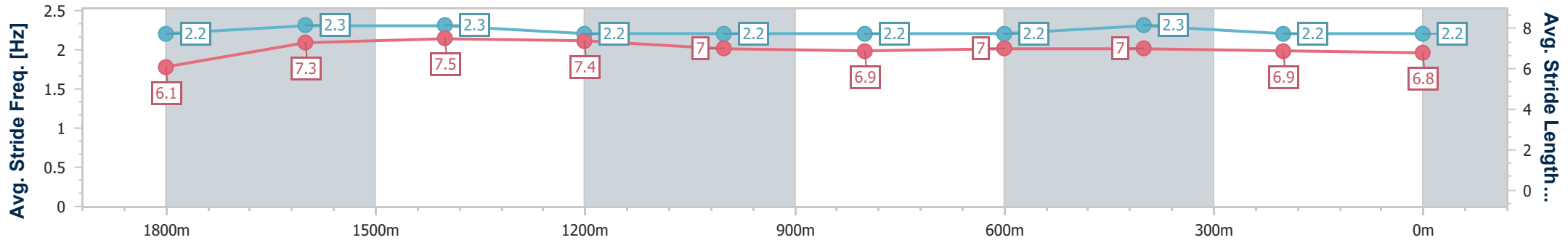
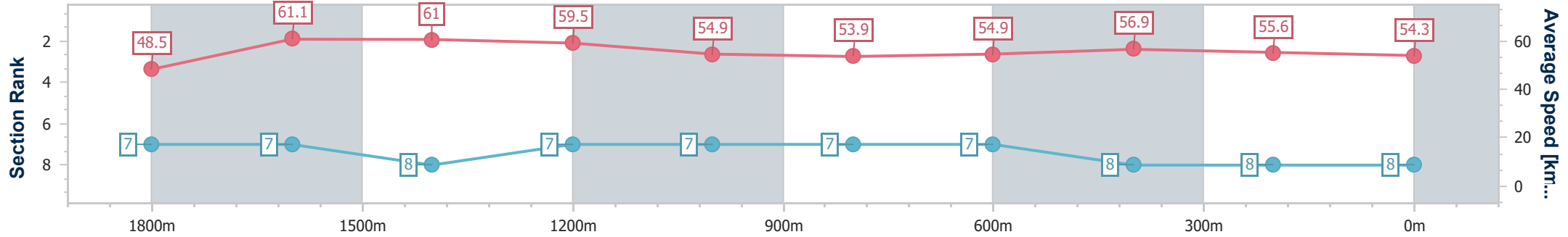
Toowoomba QLD Professional
 Race 8: HARVEY NORMAN COMMERCIAL TOOWOOMBA
 Maiden Handicap - 2000m



25 November 2023 - 21:00

Track Rating: Soft 5, Weather: Overcast, Rail Position: Out 2.5 metres 1600-1400; Out 1 metre Remainder.

Section	Overall	1800m	1600m	1400m	1200m	1000m	800m	600m	400m	200m			
Section Times	2:09.42 [8] (0:14.85)	1:54.57 [7] (0:11.69)	1:42.88 [7] (0:11.85)	1:31.03 [8] (0:12.23)	1:18.80 [7] (0:13.17)	1:05.63 [7] (0:13.53)	0:52.10 [7] (0:13.18)	0:38.92 [7] (0:12.70)	0:26.22 [8] (0:12.99)	0:13.23 [8] (0:13.23)			
Average Speed [km/h]	48.5	61.1	61.0	59.5	54.9	53.9	54.9	56.9	55.6	54.3			
Top Speed [km/h]	62.2	62.2	62.0	61.8	56.6	55.4	56.9	57.7	56.3	55.4			
Avg. Dist. to Rail [m]	1.8	2.1	1.3	2.1	3.0	3.1	1.9	0.7	0.7	1.9			
Avg. Stride Freq. [Hz]	2.2	2.3	2.3	2.2	2.2	2.2	2.2	2.3	2.2	2.2			
Avg. Stride Length [m]	6.1	7.3	7.5	7.4	7.0	6.9	7.0	7.0	6.9	6.8			



- [] Ranking at each section and finish
- .-.- No data available at this section
- NA No data available