



# Toowoomba QLD Professional

## Race 6: GIDDY UP FOR GUESTY Maiden Handicap - 1200m

25 November 2023 - 19:57



Track Rating: Soft 5, Weather: Overcast, Rail Position: Out 2.5 metres 1600-1400; Out 1 metre Remainder.

Section		Overall										Last 600m	
Field Times		1:13.89										0:37.10	
		(0:13.37)										(0:11.55)	
		(0:11.87)										(0:12.08)	
		(0:12.33)										(0:12.69)	
Rank	TAB	Horse/Jockey	Barrier	Top Speed [km/h]	Fastest Section	Overall	1000m	800m	600m	400m	200m	Margin	Distance Travelled [m]
1	9	SEIRYU Jaden Lloyd	5	64.5	0:11.73	1:13.89 [1] (0:13.68)	1:00.21 [3] (0:11.73)	0:48.48 [4] (0:11.77)	0:36.71 [5] (0:12.20)	0:24.51 [5] (0:12.28)	0:12.23 [5] (0:12.23)	1:13.89	0:36.71
2	8	PRIMARY WITNESS Tiffani Brooker	3	64.4	0:11.53	1:13.96 [2] (0:14.47)	0:59.49 [10] (0:11.53)	0:47.96 [10] (0:11.98)	0:35.98 [11] (0:11.99)	0:23.99 [11] (0:12.18)	0:11.81 [10] (0:11.81)	0.3L	0:35.98 -7
3	10	ASHMOLEAN Samantha Collett	11	68.7	0:11.55	1:13.99 [3] (0:13.37)	1:00.62 [1] (0:11.55)	0:49.07 [1] (0:11.87)	0:37.20 [1] (0:12.08)	0:25.12 [1] (0:12.33)	0:12.79 [1] (0:12.79)	0.5L	0:37.20 -5
4	13	RED HOT LOVE Nozi Tomizawa	4	64.8	0:11.45	1:14.01 [4] (0:14.08)	0:59.93 [6] (0:11.45)	0:48.48 [6] (0:11.85)	0:36.63 [6] (0:12.10)	0:24.53 [6] (0:12.20)	0:12.33 [6] (0:12.33)	0.6L	0:36.63 -4
5	2	MAKIN' STATEMENTS Alisha Donald	1	65.7	0:11.34	1:14.20 [5] (0:13.69)	1:00.51 [4] (0:11.34)	0:49.17 [2] (0:11.85)	0:37.32 [2] (0:12.12)	0:25.20 [2] (0:12.53)	0:12.67 [3] (0:12.67)	1.6L	0:37.32 -2
6	7	LA BELLA DIVA Les Tilley	2	65.0	0:11.34	1:14.27 [6] (0:14.11)	1:00.16 [7] (0:11.34)	0:48.82 [5] (0:11.62)	0:37.20 [4] (0:12.15)	0:25.05 [4] (0:12.30)	0:12.75 [2] (0:12.75)	1.9L	0:37.20 -4
7	6	I WANT THAT MAN Sariah Champkin	7	65.9	0:11.44	1:14.43 [7] (0:13.63)	1:00.80 [2] (0:11.44)	0:49.36 [3] (0:11.91)	0:37.45 [3] (0:12.08)	0:25.37 [3] (0:12.53)	0:12.84 [4] (0:12.84)	2.7L	0:37.45 +1
8	3	PICADOR Jake Molloy	6	63.9	0:11.68	1:14.55 [8] (0:14.24)	1:00.31 [9] (0:11.68)	0:48.63 [9] (0:11.82)	0:36.81 [8] (0:12.02)	0:24.79 [8] (0:12.19)	0:12.60 [7] (0:12.60)	3.2L	0:36.81 -4
9	12	AYNAT Kenji Yoshida	9	64.1	0:11.66	1:14.61 [9] (0:14.16)	1:00.45 [8] (0:11.66)	0:48.79 [8] (0:11.97)	0:36.82 [9] (0:12.04)	0:24.78 [9] (0:12.15)	0:12.63 [8] (0:12.63)	3.5L	0:36.82 +10
10	1	SPHERECRAFT Gary Geran	8	65.1	0:11.62	1:14.62 [10] (0:14.06)	1:00.56 [5] (0:11.62)	0:48.94 [7] (0:11.83)	0:37.11 [7] (0:12.16)	0:24.95 [7] (0:12.37)	0:12.58 [9] (0:12.58)	3.6L	0:37.11 +3

Scratched: Polens (#5), Freeman Fury (#4), The White Mouse (#14)

Report Created: Sat 25 November 2023 20:22 GMT (Note: Timing is based on position data)

Page 1/13

[ ] Ranking at each section and finish  
 -:-:- No data available at this section  
 NA No data available  
 SCN Saddle cloth number  
 DNF Did not finish  
 DNT Did not track

data processed by TRIPLESDATA



# Toowoomba QLD Professional

## Race 6: GIDDY UP FOR GUESTY Maiden Handicap - 1200m

25 November 2023 - 19:57



Track Rating: Soft 5, Weather: Overcast, Rail Position: Out 2.5 metres 1600-1400; Out 1 metre Remainder.

Section	Overall	1000m	800m	600m	400m	200m	Last 600m
Field Times	1:13.89 (0:13.37)	1:00.52 (0:11.55)	0:48.97 (0:11.87)	0:37.10 (0:12.08)	0:25.02 (0:12.33)	0:12.69 (0:12.69)	0:37.10

Rank	TAB	Horse/Jockey	Barrier	Top Speed [km/h]	Fastest Section	Margin	Distance Travelled [m]
11	11	IN THE PICTURE	10	63.7	0:11.60	5.1L	+0
		Karl Zechner		1000m	1000m		

Scratched: Polens (#5), Freeman Fury (#4), The White Mouse (#14)



Horse/Jockey Name	Seiryu
Final Rank	1
Fastest Section Time (Section)	0:11.73 (1000m)
Top Speed [km/h] (Section)	64.5 (Overall)
Race State	Finished



Toowoomba QLD Professional

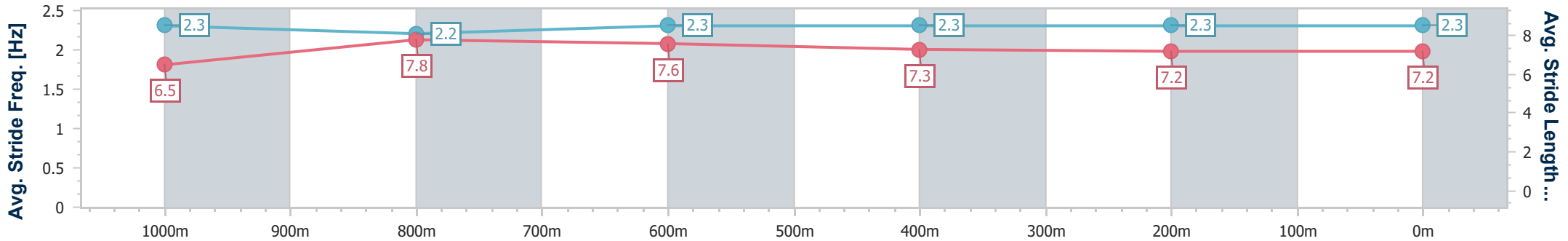
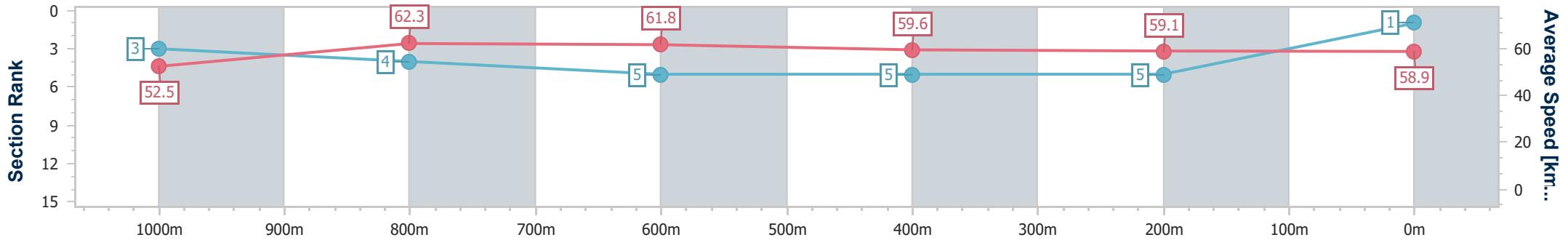
Race 6: GIDDY UP FOR GUESTY Maiden Handicap - 1200m



25 November 2023 - 19:57

Track Rating: Soft 5, Weather: Overcast, Rail Position: Out 2.5 metres 1600-1400; Out 1 metre Remainder.

Section	Overall	1000m	800m	600m	400m	200m
Section Times	1:13.89 [1] (0:13.68)	1:00.21 [3] (0:11.73)	0:48.48 [4] (0:11.77)	0:36.71 [5] (0:12.20)	0:24.51 [5] (0:12.28)	0:12.23 [5] (0:12.23)
Average Speed [km/h]	52.5	62.3	61.8	59.6	59.1	58.9
Top Speed [km/h]	64.5	64.3	62.4	61.5	60.5	59.7
Avg. Dist. to Rail [m]	5.9	3.4	2.8	2.4	2.6	3.4
Avg. Stride Freq. [Hz]	2.3	2.2	2.3	2.3	2.3	2.3
Avg. Stride Length [m]	6.5	7.8	7.6	7.3	7.2	7.2



- [ ] Ranking at each section and finish
- .-.- No data available at this section
- NA No data available



Horse/Jockey Name	Primary Witness
Final Rank	2
Fastest Section Time (Section)	0:11.53 (1000m)
Top Speed [km/h] (Section)	64.4 (1000m)
Race State	Finished



### Toowoomba QLD Professional

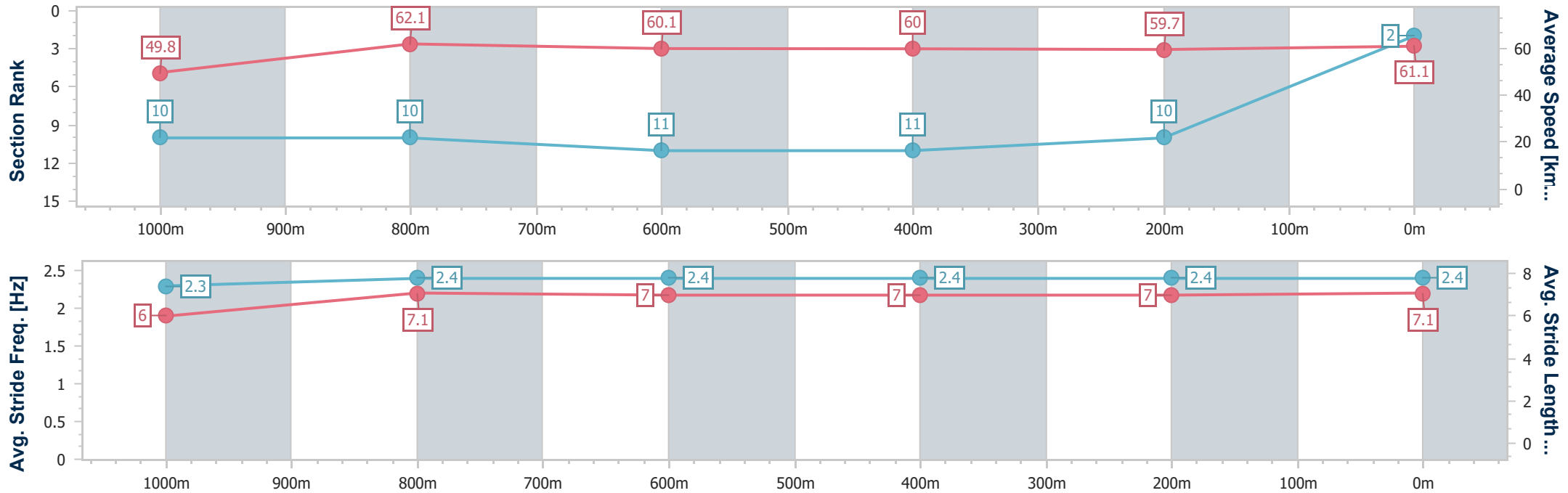
Race 6: GIDDY UP FOR GUESTY Maiden Handicap - 1200m



25 November 2023 - 19:57

Track Rating: Soft 5, Weather: Overcast, Rail Position: Out 2.5 metres 1600-1400; Out 1 metre Remainder.

Section	Overall	1000m	800m	600m	400m	200m
Section Times	1:13.96 [2] (0:14.47)	0:59.49 [10] (0:11.53)	0:47.96 [10] (0:11.98)	0:35.98 [11] (0:11.99)	0:23.99 [11] (0:12.18)	0:11.81 [10] (0:11.81)
Average Speed [km/h]	49.8	62.1	60.1	60.0	59.7	61.1
Top Speed [km/h]	64.2	64.4	62.1	62.0	60.5	62.0
Avg. Dist. to Rail [m]	2.0	1.5	0.6	0.4	3.3	6.5
Avg. Stride Freq. [Hz]	2.3	2.4	2.4	2.4	2.4	2.4
Avg. Stride Length [m]	6.0	7.1	7.0	7.0	7.0	7.1



- [ ] Ranking at each section and finish
- .-.- No data available at this section
- NA No data available



Horse/Jockey Name	Ashmolean
Final Rank	3
Fastest Section Time (Section)	0:11.55 (1000m)
Top Speed [km/h] (Section)	68.7 (Overall)
Race State	Finished



Toowoomba QLD Professional

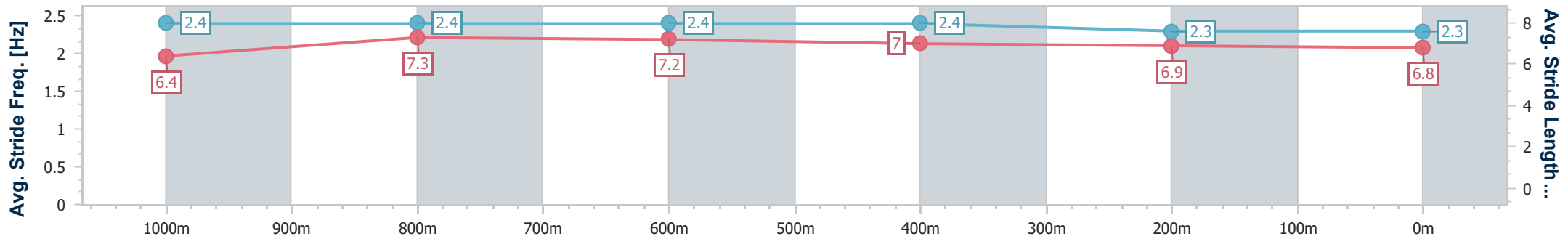
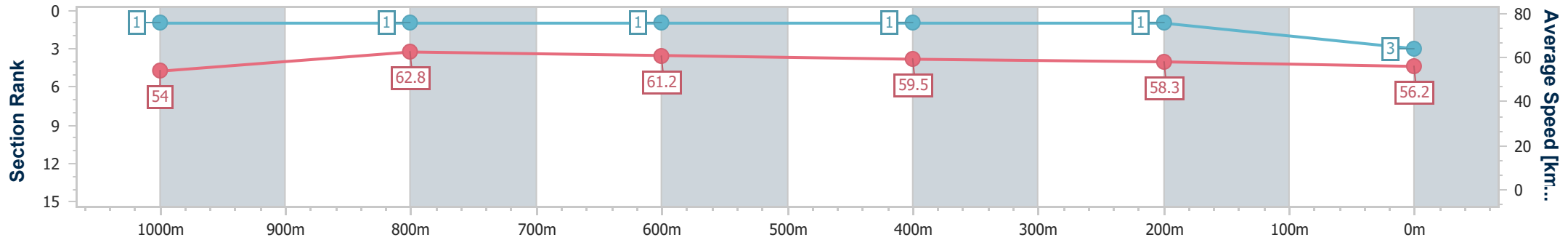
Race 6: GIDDY UP FOR GUESTY Maiden Handicap - 1200m



25 November 2023 - 19:57

Track Rating: Soft 5, Weather: Overcast, Rail Position: Out 2.5 metres 1600-1400; Out 1 metre Remainder.

Section	Overall	1000m	800m	600m	400m	200m
Section Times	1:13.99 [3] (0:13.37)	1:00.62 [1] (0:11.55)	0:49.07 [1] (0:11.87)	0:37.20 [1] (0:12.08)	0:25.12 [1] (0:12.33)	0:12.79 [1] (0:12.79)
Average Speed [km/h]	54.0	62.8	61.2	59.5	58.3	56.2
Top Speed [km/h]	68.7	66.5	62.4	61.5	59.1	58.1
Avg. Dist. to Rail [m]	10.6	2.9	1.8	0.6	0.4	1.1
Avg. Stride Freq. [Hz]	2.4	2.4	2.4	2.4	2.3	2.3
Avg. Stride Length [m]	6.4	7.3	7.2	7.0	6.9	6.8



- [ ] Ranking at each section and finish
- .-.- No data available at this section
- NA No data available



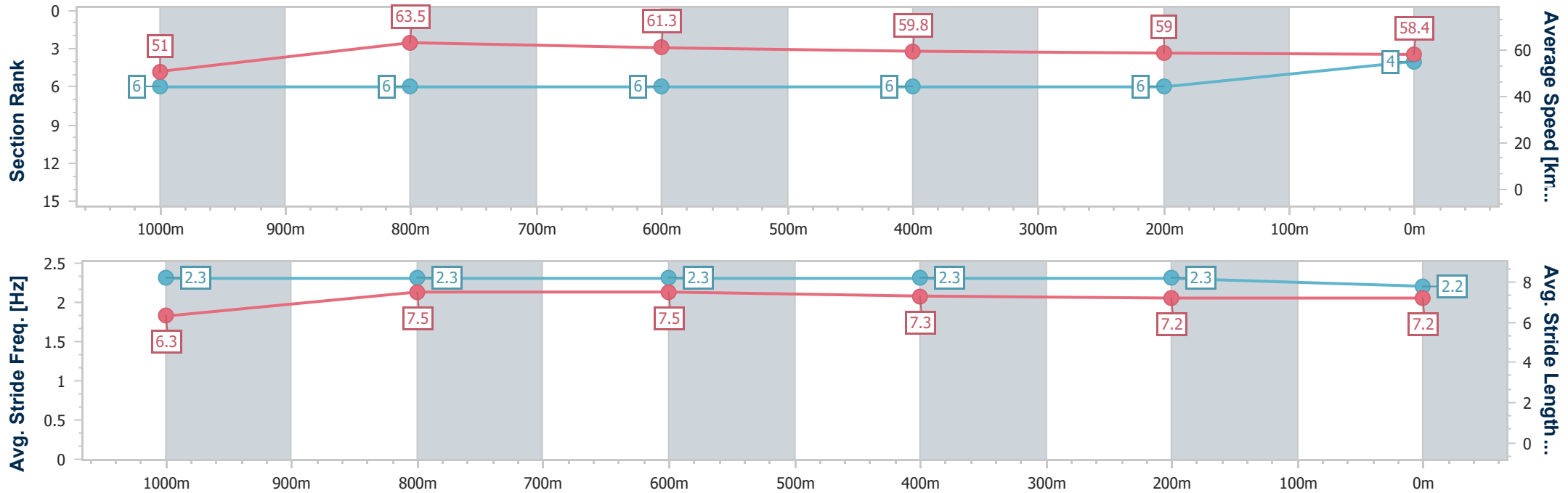
Horse/Jockey Name	Red Hot Love
Final Rank	4
Fastest Section Time (Section)	0:11.45 (1000m)
Top Speed [km/h] (Section)	64.8 (1000m)
Race State	Finished



**Toowoomba QLD Professional**  
**Race 6: GIDDY UP FOR GUESTY Maiden Handicap - 1200m**  
 25 November 2023 - 19:57  
 Track Rating: Soft 5, Weather: Overcast, Rail Position: Out 2.5 metres 1600-1400; Out 1 metre Remainder.



Section	Overall	1000m	800m	600m	400m	200m
Section Times	1:14.01 [4] (0:14.08)	0:59.93 [6] (0:11.45)	0:48.48 [6] (0:11.85)	0:36.63 [6] (0:12.10)	0:24.53 [6] (0:12.20)	0:12.33 [6] (0:12.33)
Average Speed [km/h]	51.0	63.5	61.3	59.8	59.0	58.4
Top Speed [km/h]	64.5	64.8	63.4	61.1	59.7	59.1
Avg. Dist. to Rail [m]	4.0	2.9	1.6	0.6	0.4	0.5
Avg. Stride Freq. [Hz]	2.3	2.3	2.3	2.3	2.3	2.2
Avg. Stride Length [m]	6.3	7.5	7.5	7.3	7.2	7.2



- [ ] Ranking at each section and finish
- .-.- No data available at this section
- NA No data available



Horse/Jockey Name	Makin' Statements
Final Rank	5
Fastest Section Time (Section)	0:11.34 (1000m)
Top Speed [km/h] (Section)	65.7 (Overall)
Race State	Finished



### Toowoomba QLD Professional

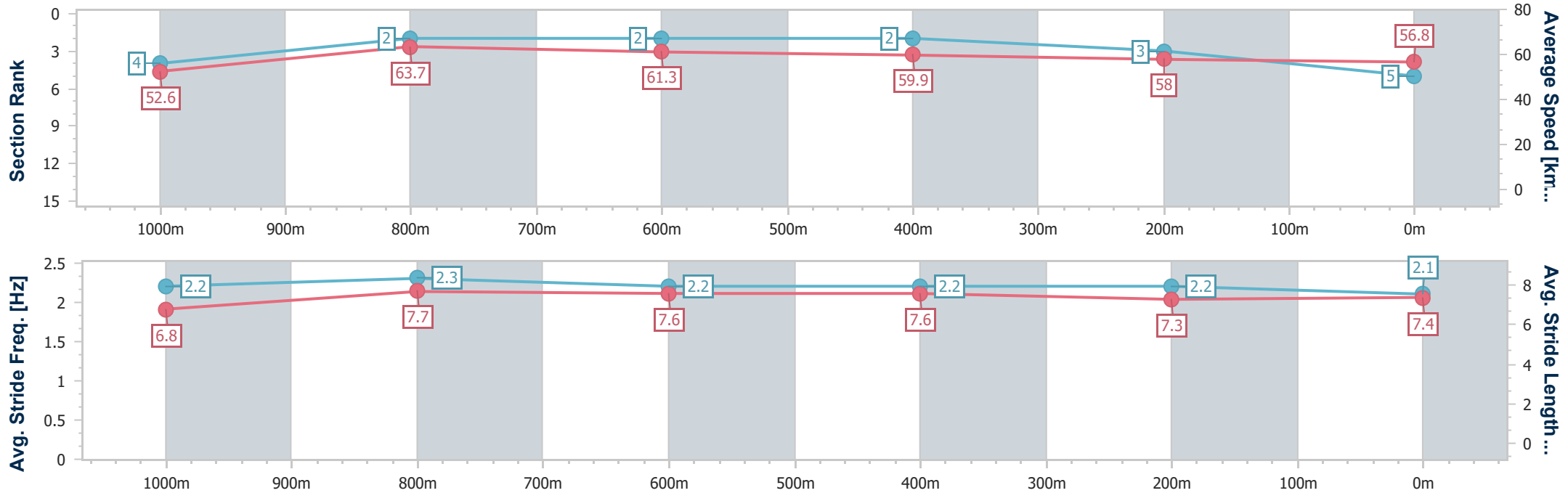
Race 6: GIDDY UP FOR GUESTY Maiden Handicap - 1200m



25 November 2023 - 19:57

Track Rating: Soft 5, Weather: Overcast, Rail Position: Out 2.5 metres 1600-1400; Out 1 metre Remainder.

Section	Overall	1000m	800m	600m	400m	200m
Section Times	1:14.20 [5] (0:13.69)	1:00.51 [4] (0:11.34)	0:49.17 [2] (0:11.85)	0:37.32 [2] (0:12.12)	0:25.20 [2] (0:12.53)	0:12.67 [3] (0:12.67)
Average Speed [km/h]	52.6	63.7	61.3	59.9	58.0	56.8
Top Speed [km/h]	65.7	65.7	62.6	61.5	58.9	57.4
Avg. Dist. to Rail [m]	1.1	1.5	2.1	1.8	2.2	2.0
Avg. Stride Freq. [Hz]	2.2	2.3	2.2	2.2	2.2	2.1
Avg. Stride Length [m]	6.8	7.7	7.6	7.6	7.3	7.4



- [ ] Ranking at each section and finish
- .-.- No data available at this section
- NA No data available



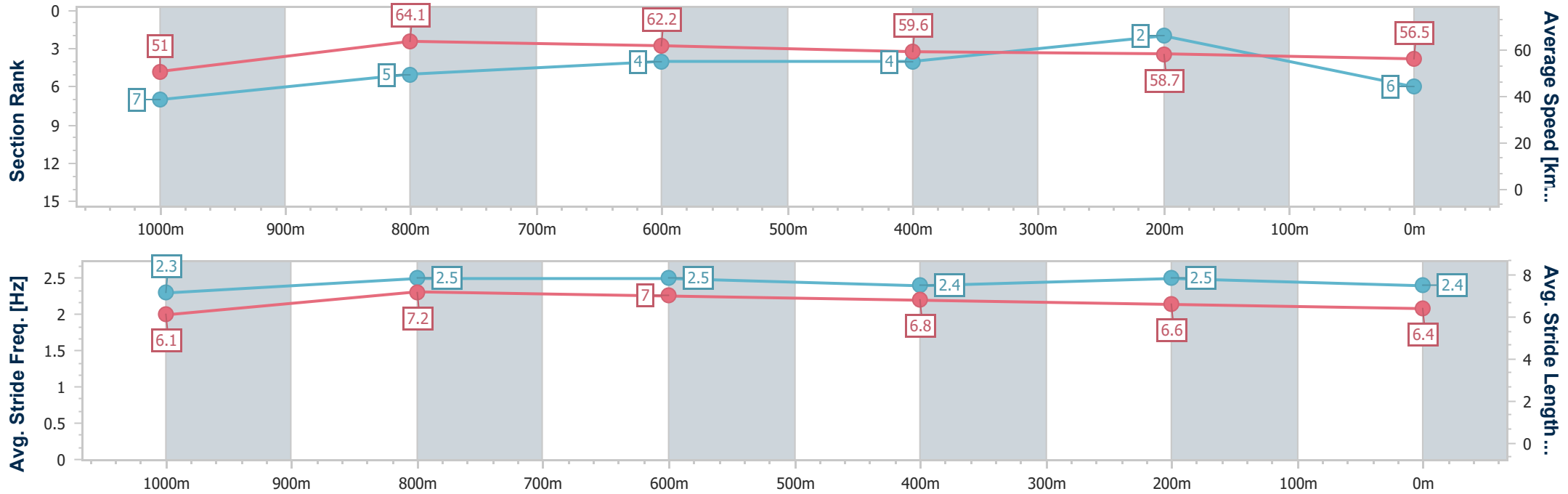
Horse/Jockey Name	La Bella Diva
Final Rank	6
Fastest Section Time (Section)	0:11.34 (1000m)
Top Speed [km/h] (Section)	65.0 (1000m)
Race State	Finished



Toowoomba QLD Professional  
 Race 6: GIDDY UP FOR GUESTY Maiden Handicap - 1200m  
 25 November 2023 - 19:57  
 Track Rating: Soft 5, Weather: Overcast, Rail Position: Out 2.5 metres 1600-1400; Out 1 metre Remainder.



Section	Overall	1000m	800m	600m	400m	200m
Section Times	1:14.27 [6] (0:14.11)	1:00.16 [7] (0:11.34)	0:48.82 [5] (0:11.62)	0:37.20 [4] (0:12.15)	0:25.05 [4] (0:12.30)	0:12.75 [2] (0:12.75)
Average Speed [km/h]	51.0	64.1	62.2	59.6	58.7	56.5
Top Speed [km/h]	64.8	65.0	64.1	61.4	60.0	58.6
Avg. Dist. to Rail [m]	4.4	3.0	1.5	1.1	0.8	1.4
Avg. Stride Freq. [Hz]	2.3	2.5	2.5	2.4	2.5	2.4
Avg. Stride Length [m]	6.1	7.2	7.0	6.8	6.6	6.4



- [ ] Ranking at each section and finish
- .-.- No data available at this section
- NA No data available





Horse/Jockey Name	I Want That Man
Final Rank	7
Fastest Section Time (Section)	0:11.44 (1000m)
Top Speed [km/h] (Section)	65.9 (Overall)
Race State	Finished



Toowoomba QLD Professional

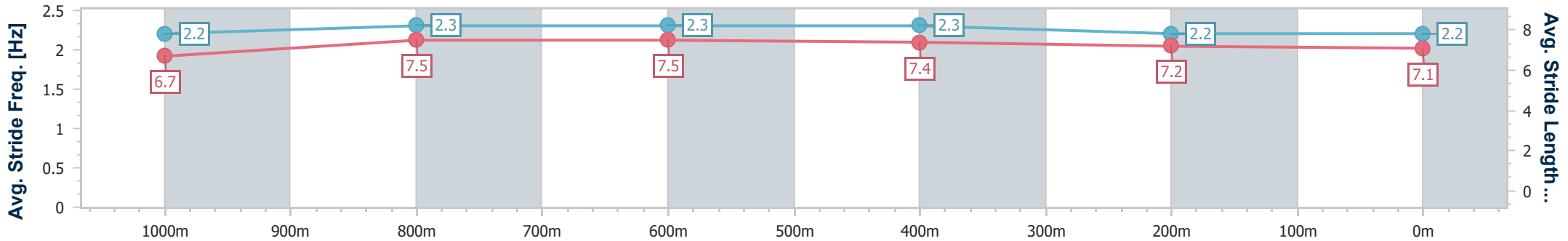
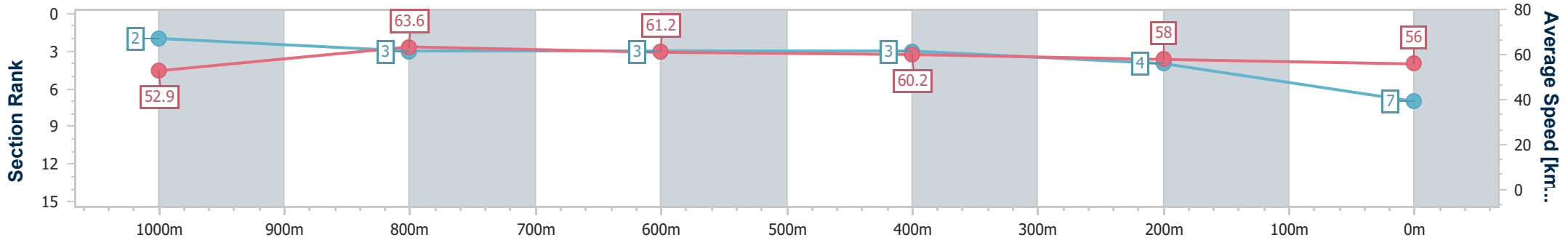
Race 6: GIDDY UP FOR GUESTY Maiden Handicap - 1200m



25 November 2023 - 19:57

Track Rating: Soft 5, Weather: Overcast, Rail Position: Out 2.5 metres 1600-1400; Out 1 metre Remainder.

Section	Overall	1000m	800m	600m	400m	200m
Section Times	1:14.43 [7] (0:13.63)	1:00.80 [2] (0:11.44)	0:49.36 [3] (0:11.91)	0:37.45 [3] (0:12.08)	0:25.37 [3] (0:12.53)	0:12.84 [4] (0:12.84)
Average Speed [km/h]	52.9	63.6	61.2	60.2	58.0	56.0
Top Speed [km/h]	65.9	64.8	62.7	61.2	59.4	57.3
Avg. Dist. to Rail [m]	6.4	3.0	3.7	2.6	2.4	3.1
Avg. Stride Freq. [Hz]	2.2	2.3	2.3	2.3	2.2	2.2
Avg. Stride Length [m]	6.7	7.5	7.5	7.4	7.2	7.1



- [ ] Ranking at each section and finish
- .-.- No data available at this section
- NA No data available



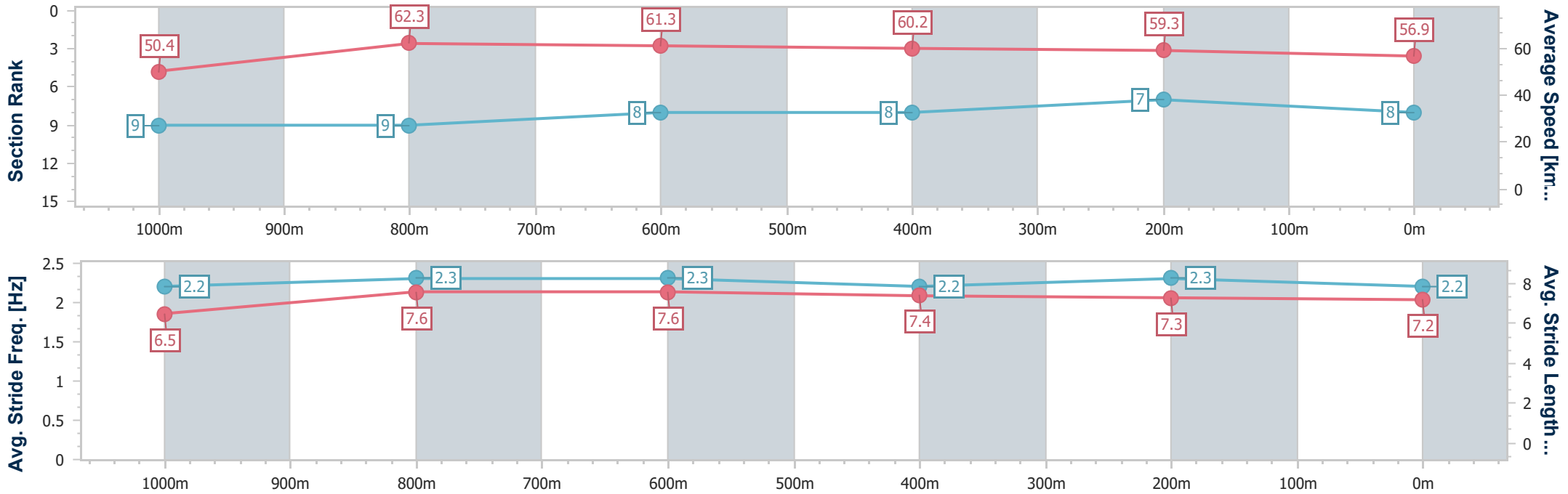
Horse/Jockey Name	Picador
Final Rank	8
Fastest Section Time (Section)	0:11.68 (1000m)
Top Speed [km/h] (Section)	63.9 (Overall)
Race State	Finished



Toowoomba QLD Professional  
 Race 6: GIDDY UP FOR GUESTY Maiden Handicap - 1200m  
 25 November 2023 - 19:57  
 Track Rating: Soft 5, Weather: Overcast, Rail Position: Out 2.5 metres 1600-1400; Out 1 metre Remainder.



Section	Overall	1000m	800m	600m	400m	200m
Section Times	1:14.55 [8] (0:14.24)	1:00.31 [9] (0:11.68)	0:48.63 [9] (0:11.82)	0:36.81 [8] (0:12.02)	0:24.79 [8] (0:12.19)	0:12.60 [7] (0:12.60)
Average Speed [km/h]	50.4	62.3	61.3	60.2	59.3	56.9
Top Speed [km/h]	63.9	63.1	62.3	62.1	59.8	58.8
Avg. Dist. to Rail [m]	3.9	1.9	1.7	1.1	1.2	1.8
Avg. Stride Freq. [Hz]	2.2	2.3	2.3	2.2	2.3	2.2
Avg. Stride Length [m]	6.5	7.6	7.6	7.4	7.3	7.2



- [ ] Ranking at each section and finish
- .-.- No data available at this section
- NA No data available



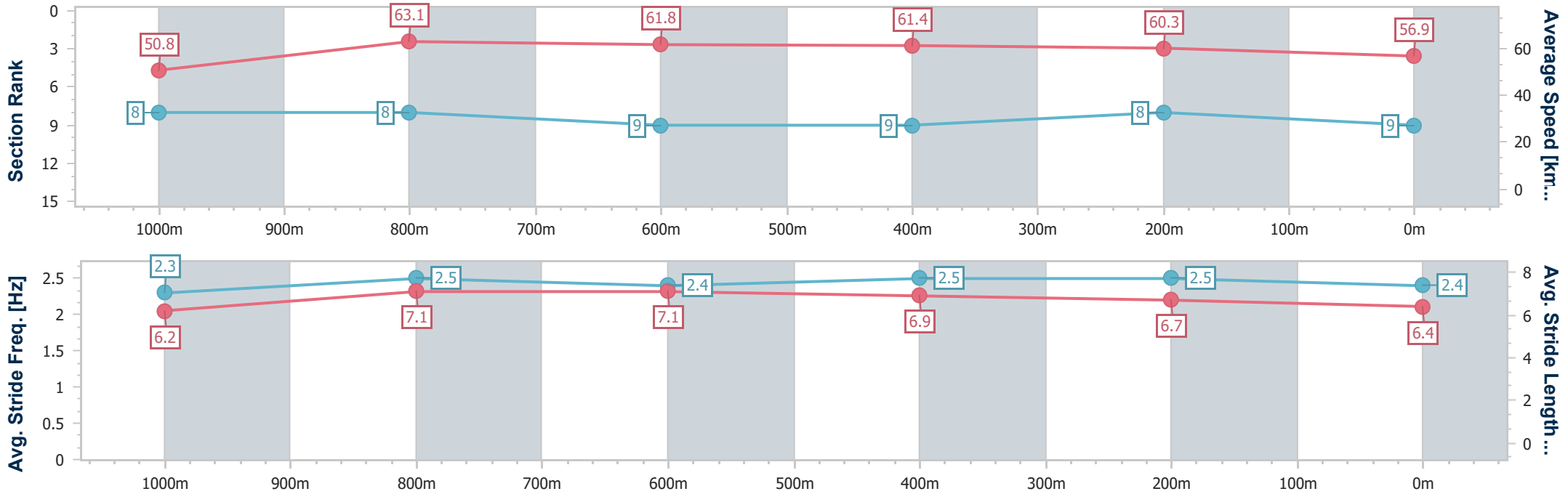
Horse/Jockey Name	Aynat
Final Rank	9
Fastest Section Time (Section)	0:11.66 (1000m)
Top Speed [km/h] (Section)	64.1 (1000m)
Race State	Finished



Toowoomba QLD Professional  
 Race 6: GIDDY UP FOR GUESTY Maiden Handicap - 1200m  
 25 November 2023 - 19:57  
 Track Rating: Soft 5, Weather: Overcast, Rail Position: Out 2.5 metres 1600-1400; Out 1 metre Remainder.



Section	Overall	1000m	800m	600m	400m	200m
Section Times	1:14.61 [9] (0:14.16)	1:00.45 [8] (0:11.66)	0:48.79 [8] (0:11.97)	0:36.82 [9] (0:12.04)	0:24.78 [9] (0:12.15)	0:12.63 [8] (0:12.63)
Average Speed [km/h]	50.8	63.1	61.8	61.4	60.3	56.9
Top Speed [km/h]	63.5	64.1	63.5	63.0	61.2	58.6
Avg. Dist. to Rail [m]	7.8	5.8	6.9	5.5	5.4	6.7
Avg. Stride Freq. [Hz]	2.3	2.5	2.4	2.5	2.5	2.4
Avg. Stride Length [m]	6.2	7.1	7.1	6.9	6.7	6.4



- [ ] Ranking at each section and finish
- .-.- No data available at this section
- NA No data available



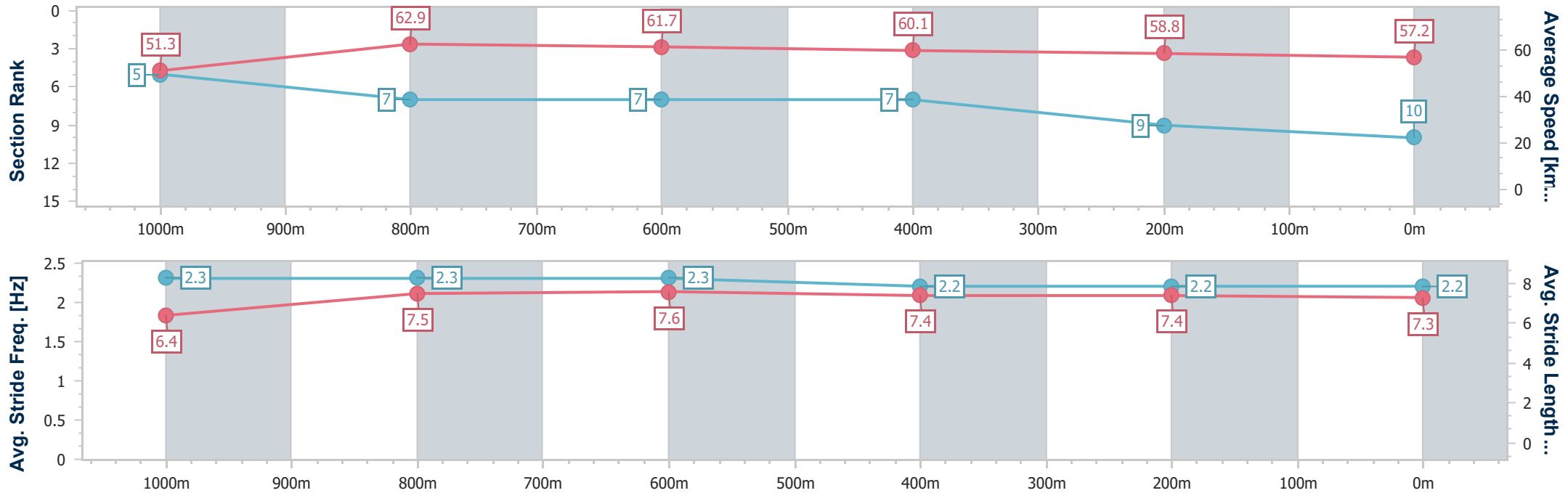
Horse/Jockey Name	Spherecraft
Final Rank	10
Fastest Section Time (Section)	0:11.62 (1000m)
Top Speed [km/h] (Section)	65.1 (Overall)
Race State	Finished



Toowoomba QLD Professional  
 Race 6: GIDDY UP FOR GUESTY Maiden Handicap - 1200m  
 25 November 2023 - 19:57  
 Track Rating: Soft 5, Weather: Overcast, Rail Position: Out 2.5 metres 1600-1400; Out 1 metre Remainder.



Section	Overall	1000m	800m	600m	400m	200m
Section Times	1:14.62 [10] (0:14.06)	1:00.56 [5] (0:11.62)	0:48.94 [7] (0:11.83)	0:37.11 [7] (0:12.16)	0:24.95 [7] (0:12.37)	0:12.58 [9] (0:12.58)
Average Speed [km/h]	51.3	62.9	61.7	60.1	58.8	57.2
Top Speed [km/h]	65.1	65.0	63.0	62.3	60.1	58.1
Avg. Dist. to Rail [m]	7.4	4.4	4.1	2.9	2.8	4.3
Avg. Stride Freq. [Hz]	2.3	2.3	2.3	2.2	2.2	2.2
Avg. Stride Length [m]	6.4	7.5	7.6	7.4	7.4	7.3



- [ ] Ranking at each section and finish
- .-.- No data available at this section
- NA No data available



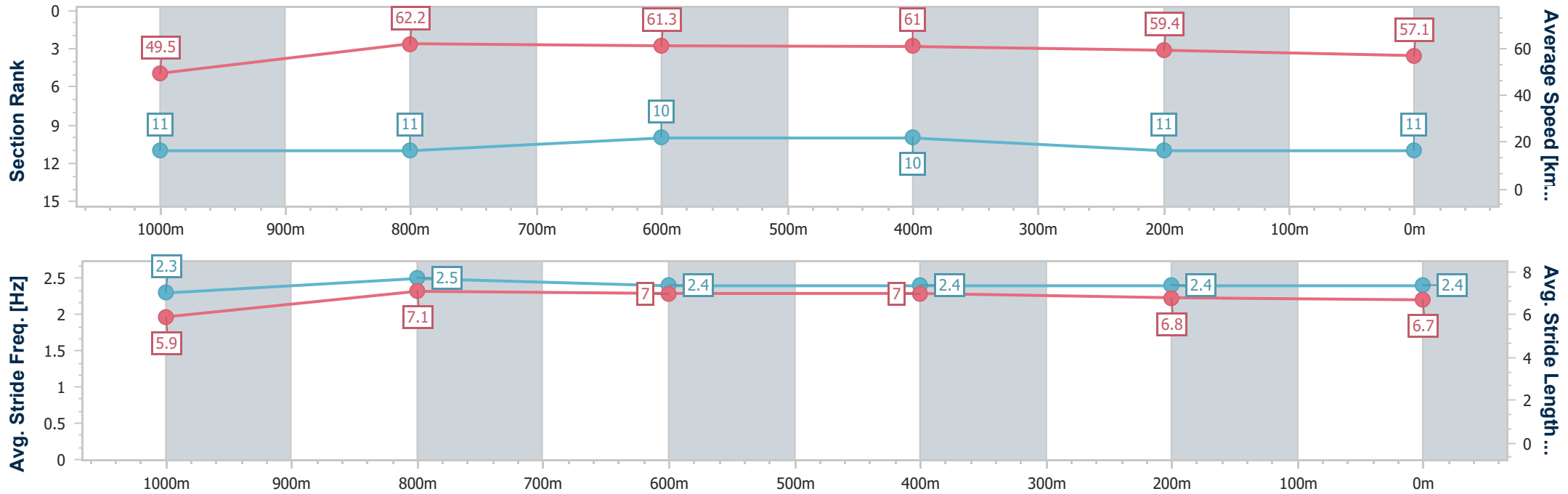
Horse/Jockey Name	In The Picture
Final Rank	11
Fastest Section Time (Section)	0:11.60 (1000m)
Top Speed [km/h] (Section)	63.7 (1000m)
Race State	Finished



Toowoomba QLD Professional  
 Race 6: GIDDY UP FOR GUESTY Maiden Handicap - 1200m  
 25 November 2023 - 19:57  
 Track Rating: Soft 5, Weather: Overcast, Rail Position: Out 2.5 metres 1600-1400; Out 1 metre Remainder.



Section	Overall	1000m	800m	600m	400m	200m
Section Times	1:14.89 [11] (0:14.56)	1:00.33 [11] (0:11.60)	0:48.73 [11] (0:11.81)	0:36.92 [10] (0:11.99)	0:24.93 [10] (0:12.37)	0:12.56 [11] (0:12.56)
Average Speed [km/h]	49.5	62.2	61.3	61.0	59.4	57.1
Top Speed [km/h]	63.4	63.7	63.3	62.7	61.1	57.9
Avg. Dist. to Rail [m]	7.7	1.7	1.7	3.4	5.6	5.8
Avg. Stride Freq. [Hz]	2.3	2.5	2.4	2.4	2.4	2.4
Avg. Stride Length [m]	5.9	7.1	7.0	7.0	6.8	6.7



- [ ] Ranking at each section and finish
- .-.- No data available at this section
- NA No data available