



**Doomben QLD Professional**  
**Race 10: TATTERSALL'S LIFE MEMBERS BENCHMARK 80 Handicap**  
**(4YO ONLY QTIS BONUSES APPLICABLE) - 1110m**  
**25 November 2023 - 17:48**



BRISBANE  
RACING CLUB

Track Rating: Soft 6, Weather: Showers, Rail Position: +4m Entire Course

Section													Last 600m	
Field Times		Overall	1000m	800m	600m	400m	200m						0:34.98	
		1:05.02 (0:08.13)	0:56.89 (0:10.62)	0:46.27 (0:11.29)	0:34.98 (0:11.42)	0:23.56 (0:11.46)	0:12.10 (0:12.10)							
Rank	TAB Horse/Jockey	Barrier	Top Speed [km/h]	Fastest Section								Margin	Distance Travelled [m]	
1	19 PERFECT MISSION Bailey Wheeler	8	68.7 1000m	0:08.54 Overall	1:05.02 [1] (0:08.54)	0:56.48 [8] (0:10.90)	0:45.58 [7] (0:11.23)	0:34.35 [7] (0:11.32)	0:23.03 [7] (0:11.10)	0:11.93 [3] (0:11.93)	1:05.02	0:34.35		
2	23 PACIFIC VAMPIRE Robbie Dolan	4	67.1 1000m	0:08.63 Overall	1:05.11 [2] (0:08.63)	0:56.48 [10] (0:10.93)	0:45.55 [10] (0:11.28)	0:34.27 [10] (0:11.30)	0:22.97 [8] (0:11.01)	0:11.96 [5] (0:11.96)	0.51L	0:34.27	-1	
2	4 SAFEWORK Yvette Lewis	13	66.8 800m	0:08.80 Overall	1:05.11 [2] (0:08.80)	0:56.31 [13] (0:11.13)	0:45.18 [13] (0:11.25)	0:33.93 [14] (0:11.17)	0:22.76 [12] (0:11.08)	0:11.68 [11] (0:11.68)	0.51L	0:33.93	-1	
4	11 JEMELDI Kyle Wilson-Taylor	1	68.0 1000m	0:08.51 Overall	1:05.14 [4] (0:08.51)	0:56.63 [6] (0:10.96)	0:45.67 [8] (0:11.33)	0:34.34 [9] (0:11.35)	0:22.99 [9] (0:11.03)	0:11.96 [7] (0:11.96)	0.68L	0:34.34	-7	
5	17 LIQUOR Angela Jones	14	67.8 1000m	0:08.13 Overall	1:05.16 [5] (0:08.13)	0:57.03 [1] (0:10.85)	0:46.18 [2] (0:11.41)	0:34.77 [3] (0:11.39)	0:23.38 [2] (0:11.25)	0:12.13 [2] (0:12.13)	0.8L	0:34.77	-10	
6	1 SEA RAIDER Dan McGillivray	24	67.6 800m	0:09.10 Overall	1:05.26 [6] (0:09.10)	0:56.16 [14] (0:10.96)	0:45.20 [14] (0:11.07)	0:34.13 [13] (0:11.37)	0:22.76 [15] (0:11.03)	0:11.73 [14] (0:11.73)	1.43L	0:34.13	-3	
7	20 BEAST MODE Ryan Maloney	5	68.5 1000m	0:08.43 Overall	1:05.38 [7] (0:08.43)	0:56.95 [5] (0:10.75)	0:46.20 [4] (0:11.31)	0:34.89 [5] (0:11.39)	0:23.50 [5] (0:11.23)	0:12.27 [4] (0:12.27)	2.1L	0:34.89	-5	
8	8 RALPHIE Sean Cormack	21	67.0 1000m	0:09.13 Overall	1:05.46 [8] (0:09.13)	0:56.33 [15] (0:10.96)	0:45.37 [15] (0:11.10)	0:34.27 [15] (0:11.21)	0:23.06 [13] (0:11.04)	0:12.02 [12] (0:12.02)	2.58L	0:34.27	-7	
9	21 AIR MARSHAL Ben Thompson	2	66.8 1000m	0:08.68 Overall	1:05.56 [9] (0:08.68)	0:56.88 [12] (0:11.06)	0:45.82 [12] (0:11.20)	0:34.62 [11] (0:11.30)	0:23.32 [11] (0:11.05)	0:12.27 [10] (0:12.27)	3.19L	0:34.62	-7	
10	9 FLAMING CONQUEST Cejay Graham	16	70.9 1000m	0:08.16 Overall	1:05.59 [10] (0:08.16)	0:57.43 [2] (0:10.59)	0:46.84 [1] (0:11.29)	0:35.55 [1] (0:11.42)	0:24.13 [1] (0:11.46)	0:12.67 [1] (0:12.67)	3.33L	0:35.55	-8	

Scratched: Self Indulgent (#10), Reliable Ruby (#13), Avolonte (#14), Richon (#2), Emperor (#16), Beaux Rumble (#7), Ovidius (#3), Maid To Fit (#22), Titans (#24)



**Doomben QLD Professional**  
**Race 10: TATTERSALL'S LIFE MEMBERS BENCHMARK 80 Handicap**  
**(4YO ONLY QTIS BONUSES APPLICABLE) - 1110m**  
**25 November 2023 - 17:48**



BRISBANE  
RACING CLUB

Track Rating: Soft 6, Weather: Showers, Rail Position: +4m Entire Course

Section		Overall	1000m	800m	600m	400m	200m	Last 600m					
Field Times		1:05.02 (0:08.13)	0:56.89 (0:10.62)	0:46.27 (0:11.29)	0:34.98 (0:11.42)	0:23.56 (0:11.46)	0:12.10 (0:12.10)	0:34.98					
Rank	TAB Horse/Jockey	Barrier	Top Speed [km/h]	Fastest Section	Margin						Distance Travelled [m]		
11	15 <b>MATILLY</b> Justin Stanley	15	69.4 1000m	0:08.30 Overall	1:05.70 [11] (0:08.30)	0:57.40 [3] (0:10.71)	0:46.69 [3] (0:11.28)	0:35.41 [2] (0:11.49)	0:23.92 [3] (0:11.37)	0:12.55 [6] (0:12.55)	3.97L	0:35.41	-1
12	18 <b>MY SNOW QUEEN</b> Jim Byrne	3	66.4 1000m	0:08.36 Overall	1:05.70 [12] (0:08.36)	0:57.34 [4] (0:10.95)	0:46.39 [6] (0:11.26)	0:35.13 [6] (0:11.38)	0:23.75 [6] (0:11.31)	0:12.44 [8] (0:12.44)	3.98L	0:35.13	-9
13	6 <b>DR WHY NOT</b> Michael Murphy	6	67.4 1000m	0:08.65 Overall	1:05.74 [13] (0:08.65)	0:57.09 [11] (0:10.90)	0:46.19 [9] (0:11.25)	0:34.94 [8] (0:11.38)	0:23.56 [10] (0:11.28)	0:12.28 [13] (0:12.28)	4.22L	0:34.94	+3
14	12 <b>BURNISH GOLD</b> Mark Du Plessis	12	66.3 1000m	0:08.58 Overall	1:05.82 [14] (0:08.58)	0:57.24 [9] (0:11.09)	0:46.15 [11] (0:11.35)	0:34.80 [12] (0:11.40)	0:23.40 [14] (0:11.18)	0:12.22 [15] (0:12.22)	4.72L	0:34.80	+1
15	5 <b>KAVAK</b> Justin Huxtable	17	69.7 1000m	0:08.51 Overall	1:05.85 [15] (0:08.51)	0:57.34 [7] (0:10.72)	0:46.62 [5] (0:11.19)	0:35.43 [4] (0:11.45)	0:23.98 [4] (0:11.39)	0:12.59 [9] (0:12.59)	4.87L	0:35.43	-2

Scratched: Self Indulgent (#10), Reliable Ruby (#13), Avolonte (#14), Richon (#2), Emperor (#16), Beaux Rumble (#7), Ovidius (#3), Maid To Fit (#22), Titans (#24)

[ ] Ranking at each section and finish  
 -:-:-:- No data available at this section  
 NA No data available

SCN Saddle cloth number  
 DNF Did not finish  
 DNT Did not track



Horse/Jockey Name	Perfect Mission
Final Rank	1
Fastest Section Time (Section)	0:08.54 (Overall)
Top Speed [km/h] (Section)	68.7 (1000m)
Race State	Finished

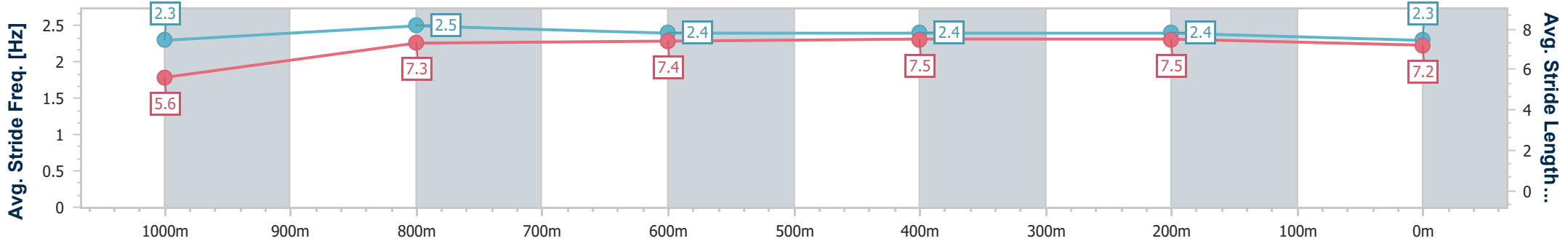
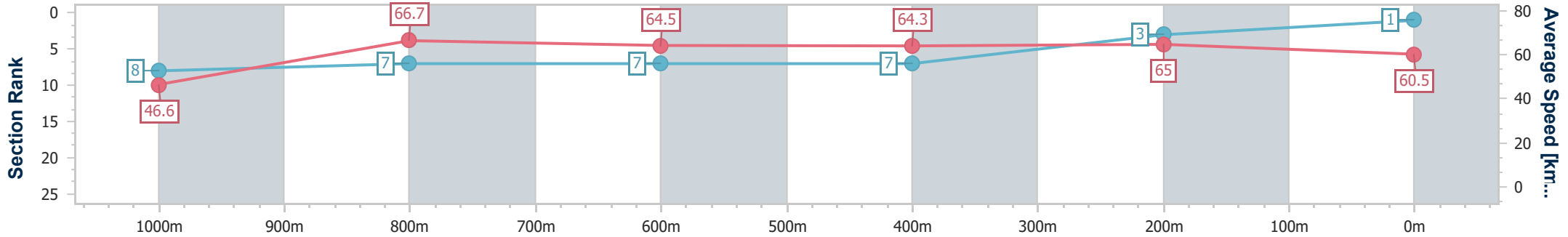


**Doomben QLD Professional**  
**Race 10: TATTERSALL'S LIFE MEMBERS BENCHMARK 80**  
**Handicap (4YO ONLY QTIS BONUSES APPLICABLE) - 1110m**  
 25 November 2023 - 17:48  
 Track Rating: Soft 6, Weather: Showers, Rail Position: +4m Entire Course



BRISBANE  
RACING CLUB

Section	Overall	1000m	800m	600m	400m	200m
Section Times	1:05.02 [1] (0:08.54)	0:56.48 [8] (0:10.90)	0:45.58 [7] (0:11.23)	0:34.35 [7] (0:11.32)	0:23.03 [7] (0:11.10)	0:11.93 [3] (0:11.93)
Average Speed [km/h]	46.6	66.7	64.5	64.3	65.0	60.5
Top Speed [km/h]	67.3	68.7	66.4	65.2	66.6	63.9
Avg. Dist. to Rail [m]	6.3	2.5	1.8	1.3	3.7	4.9
Avg. Stride Freq. [Hz]	2.3	2.5	2.4	2.4	2.4	2.3
Avg. Stride Length [m]	5.6	7.3	7.4	7.5	7.5	7.2



- [ ] Ranking at each section and finish
- .-.- No data available at this section
- NA No data available



Horse/Jockey Name	Safework
Final Rank	2
Fastest Section Time (Section)	0:08.80 (Overall)
Top Speed [km/h] (Section)	66.8 (800m)
Race State	Finished

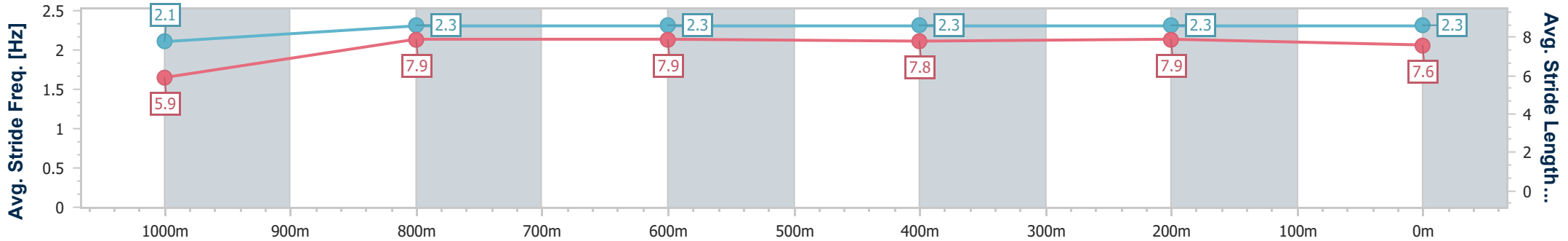
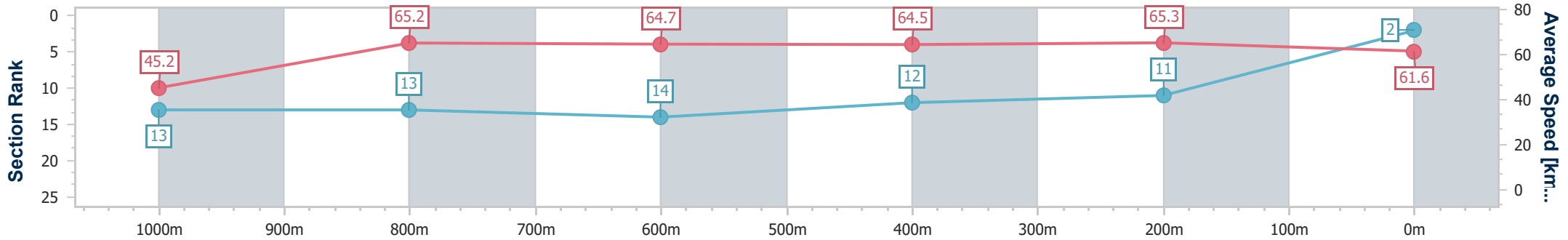


**Doomben QLD Professional**  
**Race 10: TATTERSALL'S LIFE MEMBERS BENCHMARK 80**  
**Handicap (4YO ONLY QTIS BONUSES APPLICABLE) - 1110m**  
 25 November 2023 - 17:48  
 Track Rating: Soft 6, Weather: Showers, Rail Position: +4m Entire Course



BRISBANE  
RACING CLUB

Section	Overall	1000m	800m	600m	400m	200m
Section Times	1:05.11 [2] (0:08.80)	0:56.31 [13] (0:11.13)	0:45.18 [13] (0:11.25)	0:33.93 [14] (0:11.17)	0:22.76 [12] (0:11.08)	0:11.68 [11] (0:11.68)
Average Speed [km/h]	45.2	65.2	64.7	64.5	65.3	61.6
Top Speed [km/h]	62.9	66.7	66.8	65.8	66.3	64.2
Avg. Dist. to Rail [m]	8.0	2.1	2.3	0.8	2.6	5.2
Avg. Stride Freq. [Hz]	2.1	2.3	2.3	2.3	2.3	2.3
Avg. Stride Length [m]	5.9	7.9	7.9	7.8	7.9	7.6



- [ ] Ranking at each section and finish
- .-.- No data available at this section
- NA No data available



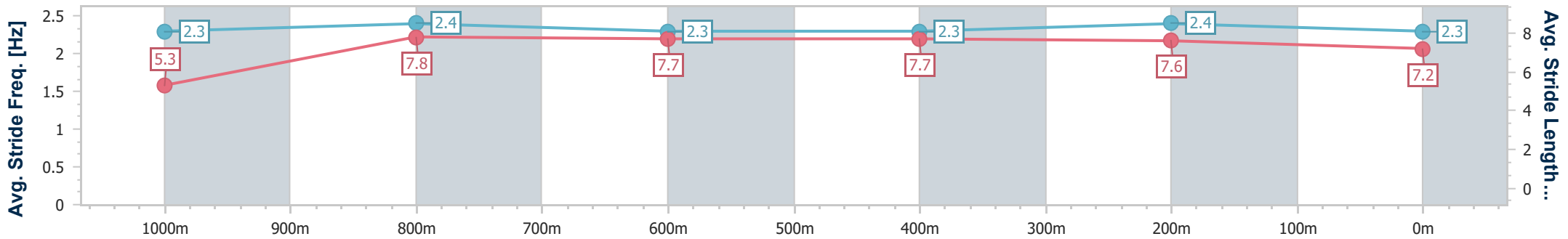
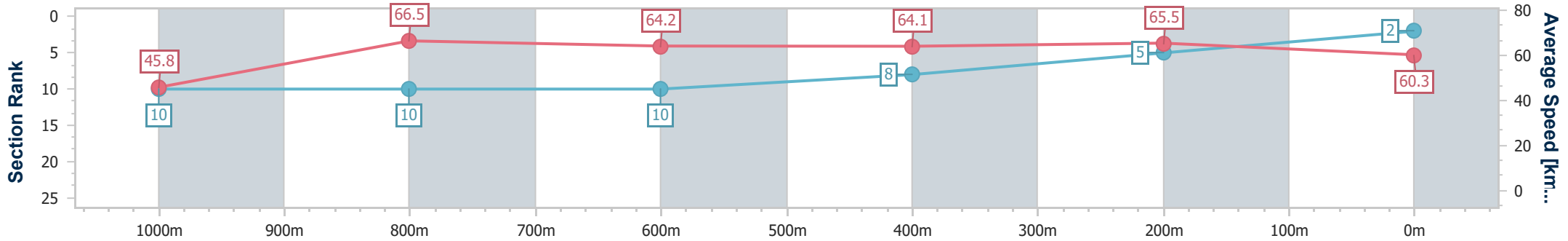
Horse/Jockey Name	Pacific Vampire
Final Rank	2
Fastest Section Time (Section)	0:08.63 (Overall)
Top Speed [km/h] (Section)	67.1 (1000m)
Race State	Finished



**Doomben QLD Professional**  
**Race 10: TATTERSALL'S LIFE MEMBERS BENCHMARK 80**  
**Handicap (4YO ONLY QTIS BONUSES APPLICABLE) - 1110m**  
 25 November 2023 - 17:48  
 Track Rating: Soft 6, Weather: Showers, Rail Position: +4m Entire Course



Section	Overall	1000m	800m	600m	400m	200m
Section Times	1:05.11 [2] (0:08.63)	0:56.48 [10] (0:10.93)	0:45.55 [10] (0:11.28)	0:34.27 [10] (0:11.30)	0:22.97 [8] (0:11.01)	0:11.96 [5] (0:11.96)
Average Speed [km/h]	45.8	66.5	64.2	64.1	65.5	60.3
Top Speed [km/h]	64.9	67.1	65.4	65.4	66.3	64.6
Avg. Dist. to Rail [m]	3.5	1.7	1.6	0.8	2.9	4.6
Avg. Stride Freq. [Hz]	2.3	2.4	2.3	2.3	2.4	2.3
Avg. Stride Length [m]	5.3	7.8	7.7	7.7	7.6	7.2



- [ ] Ranking at each section and finish
- .-.- No data available at this section
- NA No data available



Horse/Jockey Name	Jemeldi
Final Rank	4
Fastest Section Time (Section)	0:08.51 (Overall)
Top Speed [km/h] (Section)	68.0 (1000m)
Race State	Finished

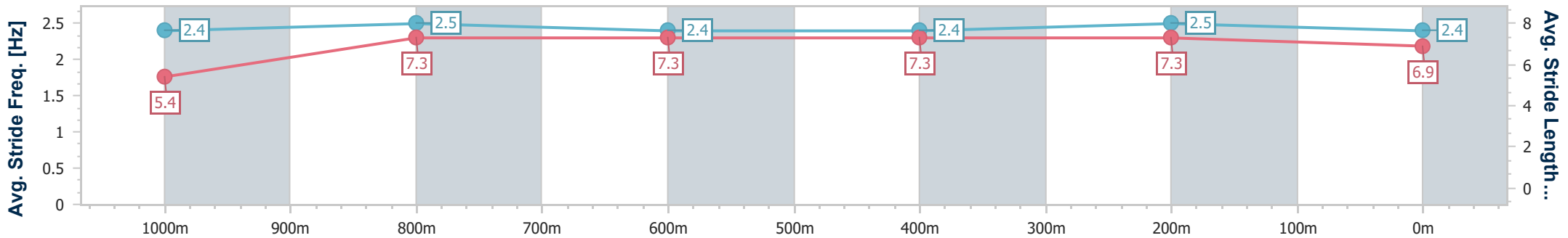
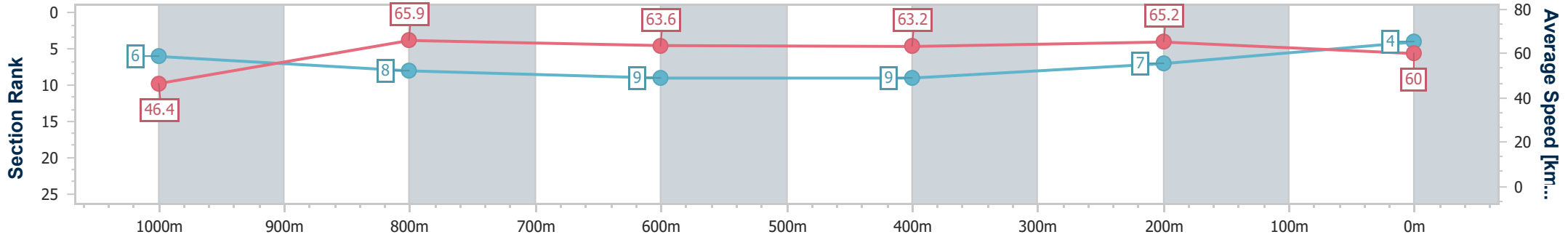


**Doomben QLD Professional**  
**Race 10: TATTERSALL'S LIFE MEMBERS BENCHMARK 80**  
**Handicap (4YO ONLY QTIS BONUSSES APPLICABLE) - 1110m**  
 25 November 2023 - 17:48  
 Track Rating: Soft 6, Weather: Showers, Rail Position: +4m Entire Course



BRISBANE  
RACING CLUB

Section	Overall	1000m	800m	600m	400m	200m
Section Times	1:05.14 [4] (0:08.51)	0:56.63 [6] (0:10.96)	0:45.67 [8] (0:11.33)	0:34.34 [9] (0:11.35)	0:22.99 [9] (0:11.03)	0:11.96 [7] (0:11.96)
Average Speed [km/h]	46.4	65.9	63.6	63.2	65.2	60.0
Top Speed [km/h]	63.6	68.0	66.1	65.5	67.1	64.4
Avg. Dist. to Rail [m]	1.4	0.9	0.3	0.9	1.2	0.4
Avg. Stride Freq. [Hz]	2.4	2.5	2.4	2.4	2.5	2.4
Avg. Stride Length [m]	5.4	7.3	7.3	7.3	7.3	6.9



- [ ] Ranking at each section and finish
- .-.- No data available at this section
- NA No data available



Horse/Jockey Name	Liquor
Final Rank	5
Fastest Section Time (Section)	0:08.13 (Overall)
Top Speed [km/h] (Section)	67.8 (1000m)
Race State	Finished

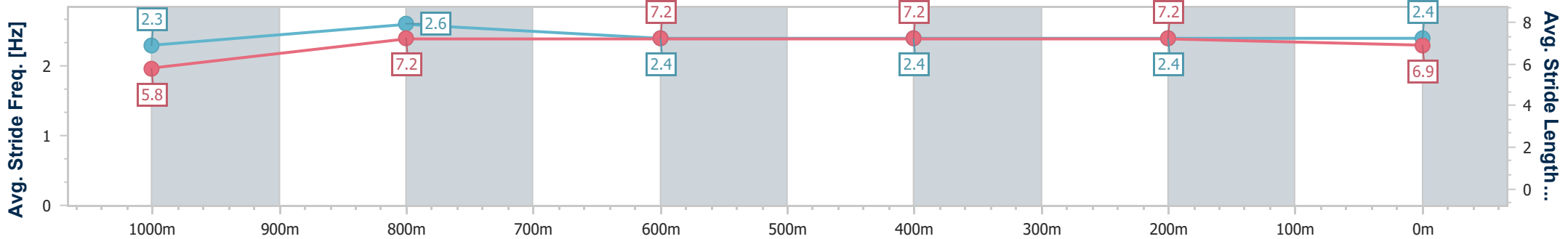
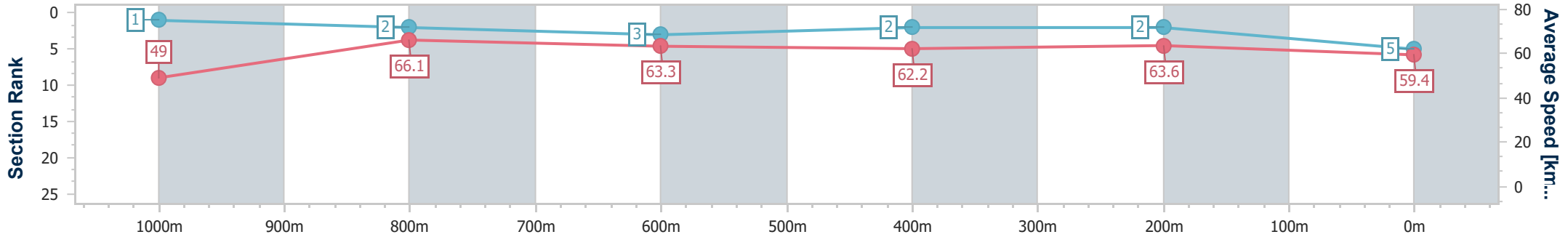


**Doomben QLD Professional**  
**Race 10: TATTERSALL'S LIFE MEMBERS BENCHMARK 80**  
**Handicap (4YO ONLY QTIS BONUSES APPLICABLE) - 1110m**  
 25 November 2023 - 17:48  
 Track Rating: Soft 6, Weather: Showers, Rail Position: +4m Entire Course



BRISBANE  
RACING CLUB

Section	Overall	1000m	800m	600m	400m	200m
Section Times	1:05.16 [5] (0:08.13)	0:57.03 [1] (0:10.85)	0:46.18 [2] (0:11.41)	0:34.77 [3] (0:11.39)	0:23.38 [2] (0:11.25)	0:12.13 [2] (0:12.13)
Average Speed [km/h]	49.0	66.1	63.3	62.2	63.6	59.4
Top Speed [km/h]	64.8	67.8	65.3	64.8	65.4	62.1
Avg. Dist. to Rail [m]	6.8	0.5	0.3	2.2	2.7	0.6
Avg. Stride Freq. [Hz]	2.3	2.6	2.4	2.4	2.4	2.4
Avg. Stride Length [m]	5.8	7.2	7.2	7.2	7.2	6.9



- [ ] Ranking at each section and finish
- .-.- No data available at this section
- NA No data available



Horse/Jockey Name	Sea Raider
Final Rank	6
Fastest Section Time (Section)	0:09.10 (Overall)
Top Speed [km/h] (Section)	67.6 (800m)
Race State	Finished

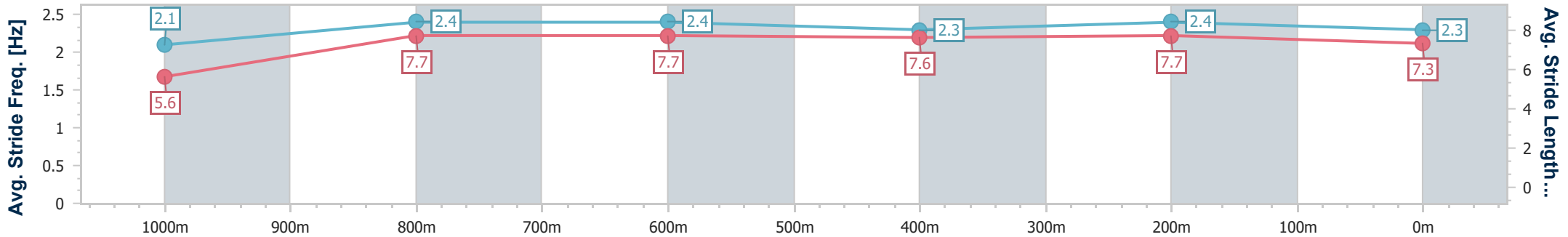
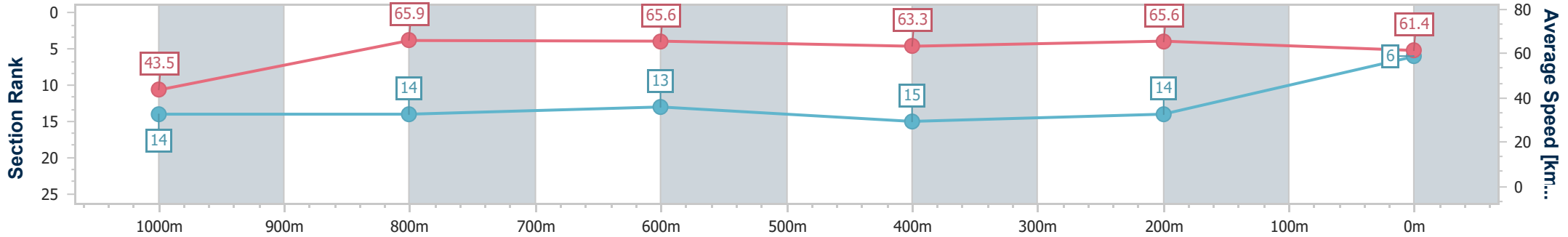


**Doomben QLD Professional**  
**Race 10: TATTERSALL'S LIFE MEMBERS BENCHMARK 80**  
**Handicap (4YO ONLY QTIS BONUSES APPLICABLE) - 1110m**  
 25 November 2023 - 17:48  
 Track Rating: Soft 6, Weather: Showers, Rail Position: +4m Entire Course



BRISBANE  
RACING CLUB

Section	Overall	1000m	800m	600m	400m	200m
Section Times	1:05.26 [6] (0:09.10)	0:56.16 [14] (0:10.96)	0:45.20 [14] (0:11.07)	0:34.13 [13] (0:11.37)	0:22.76 [15] (0:11.03)	0:11.73 [14] (0:11.73)
Average Speed [km/h]	43.5	65.9	65.6	63.3	65.6	61.4
Top Speed [km/h]	61.4	67.2	67.6	64.9	66.4	65.1
Avg. Dist. to Rail [m]	12.1	1.9	1.1	0.5	3.5	6.1
Avg. Stride Freq. [Hz]	2.1	2.4	2.4	2.3	2.4	2.3
Avg. Stride Length [m]	5.6	7.7	7.7	7.6	7.7	7.3



- [ ] Ranking at each section and finish
- .-.- No data available at this section
- NA No data available





Horse/Jockey Name	Beast Mode
Final Rank	7
Fastest Section Time (Section)	0:08.43 (Overall)
Top Speed [km/h] (Section)	68.5 (1000m)
Race State	Finished

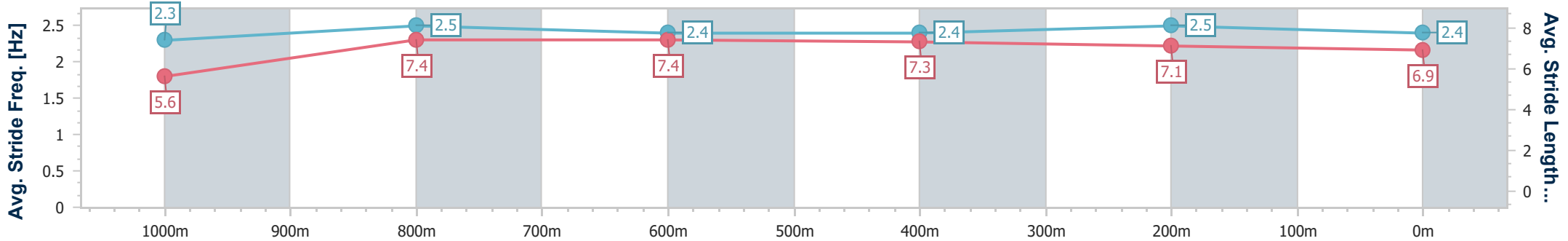
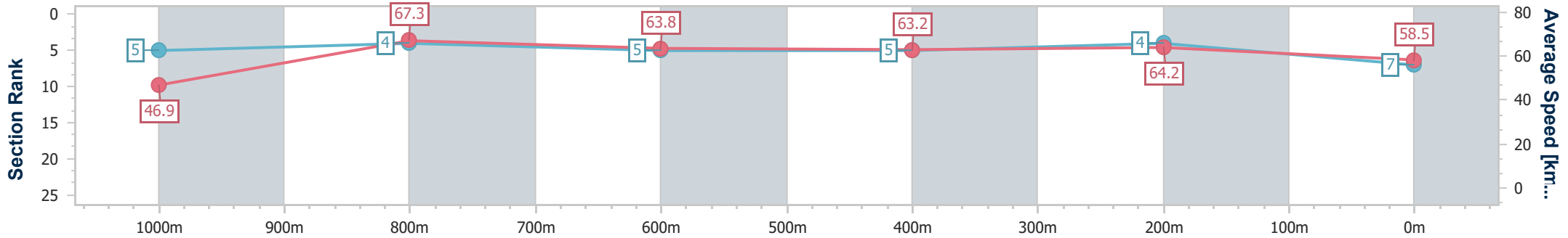


**Doomben QLD Professional**  
**Race 10: TATTERSALL'S LIFE MEMBERS BENCHMARK 80**  
**Handicap (4YO ONLY QTIS BONUSES APPLICABLE) - 1110m**  
 25 November 2023 - 17:48  
 Track Rating: Soft 6, Weather: Showers, Rail Position: +4m Entire Course



BRISBANE  
RACING CLUB

Section	Overall	1000m	800m	600m	400m	200m
Section Times	1:05.38 [7] (0:08.43)	0:56.95 [5] (0:10.75)	0:46.20 [4] (0:11.31)	0:34.89 [5] (0:11.39)	0:23.50 [5] (0:11.23)	0:12.27 [4] (0:12.27)
Average Speed [km/h]	46.9	67.3	63.8	63.2	64.2	58.5
Top Speed [km/h]	67.0	68.5	66.9	64.8	65.0	63.3
Avg. Dist. to Rail [m]	4.4	0.7	0.7	0.6	0.4	1.0
Avg. Stride Freq. [Hz]	2.3	2.5	2.4	2.4	2.5	2.4
Avg. Stride Length [m]	5.6	7.4	7.4	7.3	7.1	6.9



- [ ] Ranking at each section and finish
- .-.- No data available at this section
- NA No data available



Horse/Jockey Name	Ralphie
Final Rank	8
Fastest Section Time (Section)	0:09.13 (Overall)
Top Speed [km/h] (Section)	67.0 (1000m)
Race State	Finished

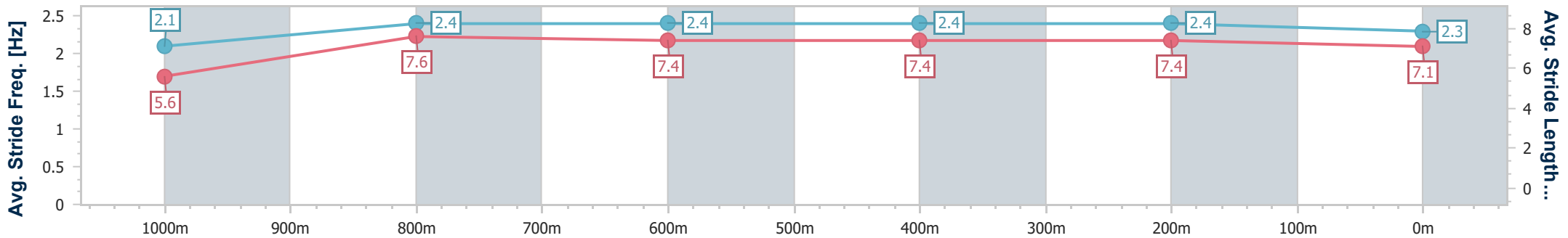
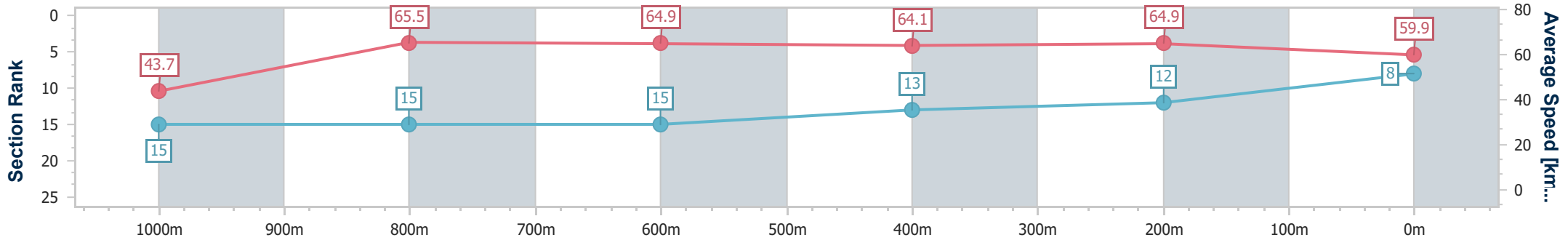


**Doomben QLD Professional**  
**Race 10: TATTERSALL'S LIFE MEMBERS BENCHMARK 80**  
**Handicap (4YO ONLY QTIS BONUSES APPLICABLE) - 1110m**  
 25 November 2023 - 17:48  
 Track Rating: Soft 6, Weather: Showers, Rail Position: +4m Entire Course



BRISBANE  
RACING CLUB

Section	Overall	1000m	800m	600m	400m	200m
Section Times	1:05.46 [8] (0:09.13)	0:56.33 [15] (0:10.96)	0:45.37 [15] (0:11.10)	0:34.27 [15] (0:11.21)	0:23.06 [13] (0:11.04)	0:12.02 [12] (0:12.02)
Average Speed [km/h]	43.7	65.5	64.9	64.1	64.9	59.9
Top Speed [km/h]	63.1	67.0	66.2	65.4	65.9	64.9
Avg. Dist. to Rail [m]	9.2	0.3	0.5	0.6	0.9	2.9
Avg. Stride Freq. [Hz]	2.1	2.4	2.4	2.4	2.4	2.3
Avg. Stride Length [m]	5.6	7.6	7.4	7.4	7.4	7.1



- [ ] Ranking at each section and finish
- .-.- No data available at this section
- NA No data available



Horse/Jockey Name	Air Marshal
Final Rank	9
Fastest Section Time (Section)	0:08.68 (Overall)
Top Speed [km/h] (Section)	66.8 (1000m)
Race State	Finished

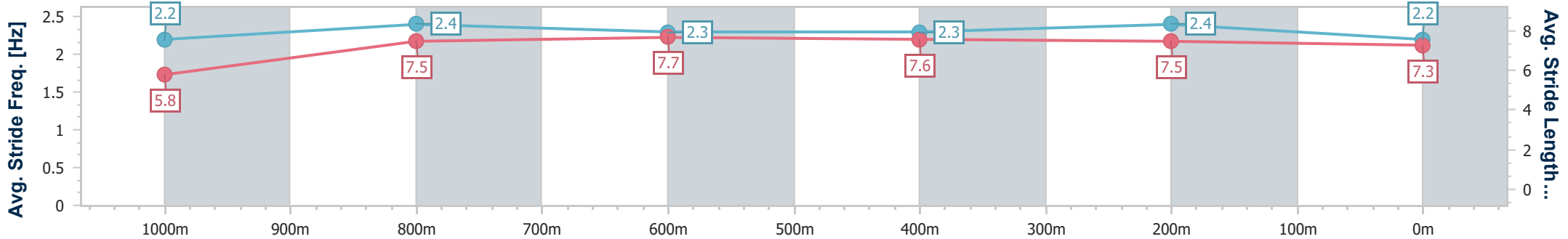
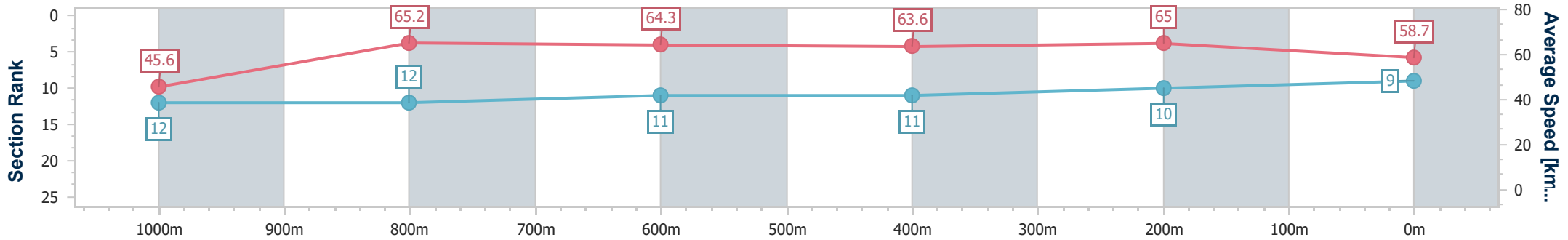


**Doomben QLD Professional**  
**Race 10: TATTERSALL'S LIFE MEMBERS BENCHMARK 80**  
**Handicap (4YO ONLY QTIS BONUSES APPLICABLE) - 1110m**  
 25 November 2023 - 17:48  
 Track Rating: Soft 6, Weather: Showers, Rail Position: +4m Entire Course



BRISBANE  
RACING CLUB

Section	Overall	1000m	800m	600m	400m	200m
Section Times	1:05.56 [9] (0:08.68)	0:56.88 [12] (0:11.06)	0:45.82 [12] (0:11.20)	0:34.62 [11] (0:11.30)	0:23.32 [11] (0:11.05)	0:12.27 [10] (0:12.27)
Average Speed [km/h]	45.6	65.2	64.3	63.6	65.0	58.7
Top Speed [km/h]	63.3	66.8	65.5	64.3	65.9	64.1
Avg. Dist. to Rail [m]	2.6	0.5	0.1	0.6	1.0	0.5
Avg. Stride Freq. [Hz]	2.2	2.4	2.3	2.3	2.4	2.2
Avg. Stride Length [m]	5.8	7.5	7.7	7.6	7.5	7.3



- [ ] Ranking at each section and finish
- .-.- No data available at this section
- NA No data available



Horse/Jockey Name	Flaming Conquest
Final Rank	10
Fastest Section Time (Section)	0:08.16 (Overall)
Top Speed [km/h] (Section)	70.9 (1000m)
Race State	Finished

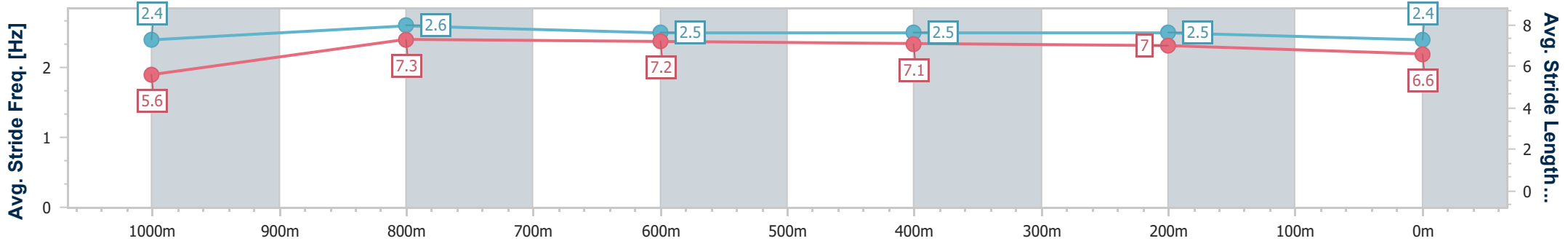
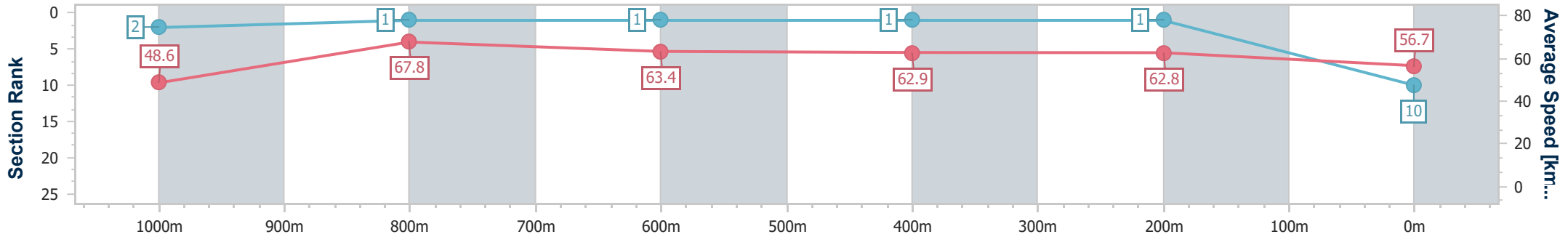


**Doomben QLD Professional**  
**Race 10: TATTERSALL'S LIFE MEMBERS BENCHMARK 80**  
**Handicap (4YO ONLY QTIS BONUSES APPLICABLE) - 1110m**  
 25 November 2023 - 17:48  
 Track Rating: Soft 6, Weather: Showers, Rail Position: +4m Entire Course



BRISBANE  
RACING CLUB

Section	Overall	1000m	800m	600m	400m	200m
Section Times	1:05.59 [10] (0:08.16)	0:57.43 [2] (0:10.59)	0:46.84 [1] (0:11.29)	0:35.55 [1] (0:11.42)	0:24.13 [1] (0:11.46)	0:12.67 [1] (0:12.67)
Average Speed [km/h]	48.6	67.8	63.4	62.9	62.8	56.7
Top Speed [km/h]	69.0	70.9	65.0	63.6	64.3	61.3
Avg. Dist. to Rail [m]	9.6	0.9	1.2	0.7	0.2	0.3
Avg. Stride Freq. [Hz]	2.4	2.6	2.5	2.5	2.5	2.4
Avg. Stride Length [m]	5.6	7.3	7.2	7.1	7.0	6.6



- [ ] Ranking at each section and finish
- .-.- No data available at this section
- NA No data available



Horse/Jockey Name	Matilly
Final Rank	11
Fastest Section Time (Section)	0:08.30 (Overall)
Top Speed [km/h] (Section)	69.4 (1000m)
Race State	Finished

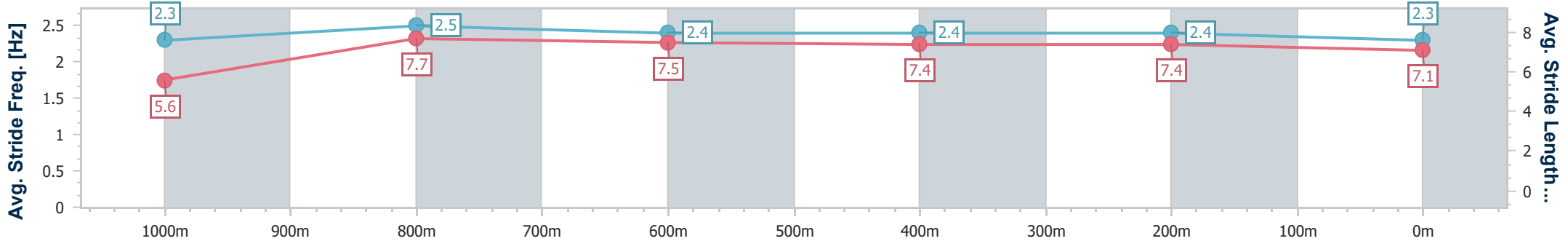
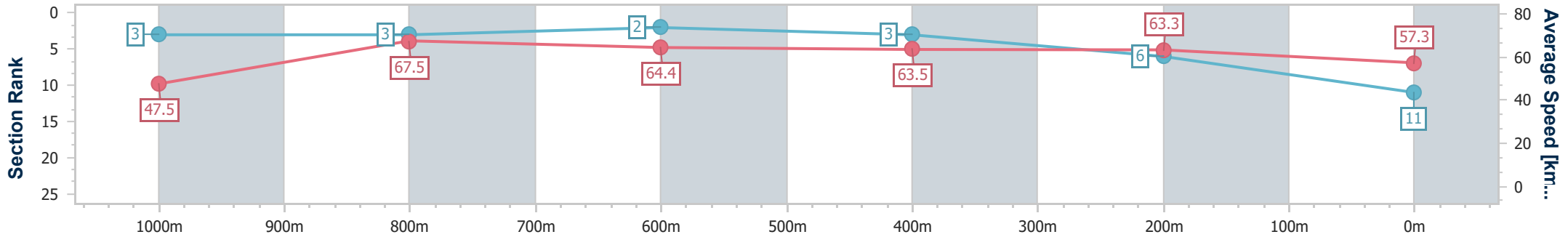


**Doomben QLD Professional**  
**Race 10: TATTERSALL'S LIFE MEMBERS BENCHMARK 80**  
**Handicap (4YO ONLY QTIS BONUSES APPLICABLE) - 1110m**  
 25 November 2023 - 17:48  
 Track Rating: Soft 6, Weather: Showers, Rail Position: +4m Entire Course



BRISBANE  
RACING CLUB

Section	Overall	1000m	800m	600m	400m	200m
Section Times	1:05.70 [11] (0:08.30)	0:57.40 [3] (0:10.71)	0:46.69 [3] (0:11.28)	0:35.41 [2] (0:11.49)	0:23.92 [3] (0:11.37)	0:12.55 [6] (0:12.55)
Average Speed [km/h]	47.5	67.5	64.4	63.5	63.3	57.3
Top Speed [km/h]	66.8	69.4	66.4	66.3	64.2	62.3
Avg. Dist. to Rail [m]	8.4	1.1	2.2	1.9	0.5	2.0
Avg. Stride Freq. [Hz]	2.3	2.5	2.4	2.4	2.4	2.3
Avg. Stride Length [m]	5.6	7.7	7.5	7.4	7.4	7.1



- [ ] Ranking at each section and finish
- .-.- No data available at this section
- NA No data available



Horse/Jockey Name	My Snow Queen
Final Rank	12
Fastest Section Time (Section)	0:08.36 (Overall)
Top Speed [km/h] (Section)	66.4 (1000m)
Race State	Finished

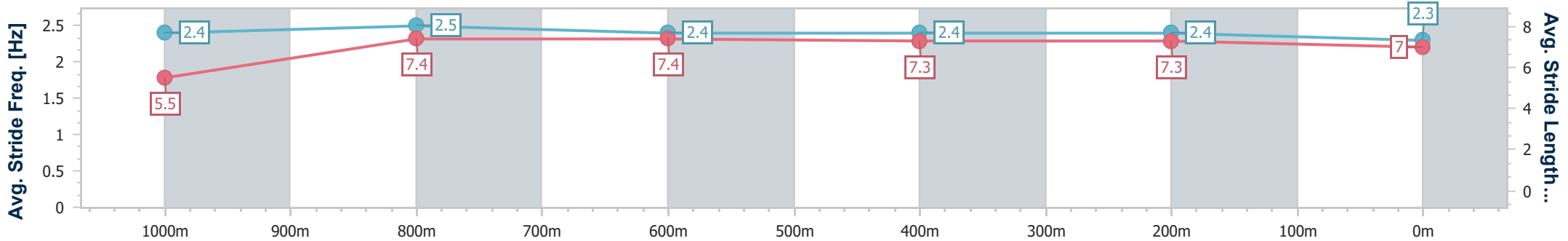
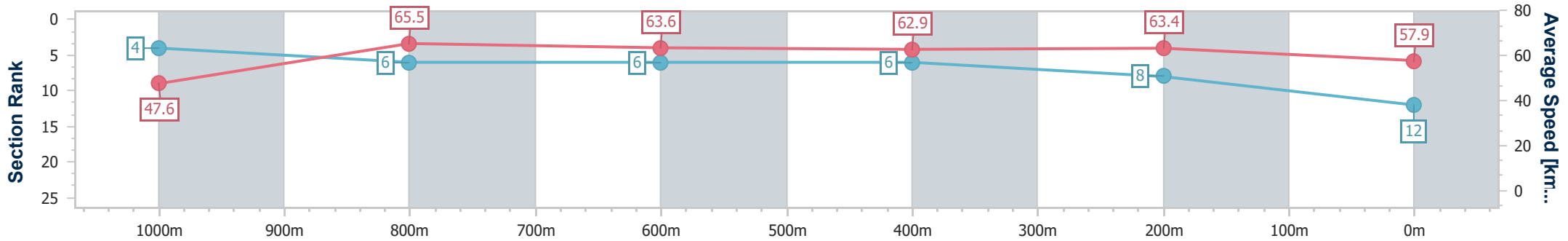


**Doomben QLD Professional**  
**Race 10: TATTERSALL'S LIFE MEMBERS BENCHMARK 80**  
**Handicap (4YO ONLY QTIS BONUSES APPLICABLE) - 1110m**  
 25 November 2023 - 17:48  
 Track Rating: Soft 6, Weather: Showers, Rail Position: +4m Entire Course



BRISBANE  
RACING CLUB

Section	Overall	1000m	800m	600m	400m	200m
Section Times	1:05.70 [12] (0:08.36)	0:57.34 [4] (0:10.95)	0:46.39 [6] (0:11.26)	0:35.13 [6] (0:11.38)	0:23.75 [6] (0:11.31)	0:12.44 [8] (0:12.44)
Average Speed [km/h]	47.6	65.5	63.6	62.9	63.4	57.9
Top Speed [km/h]	65.4	66.4	66.4	64.0	65.0	62.0
Avg. Dist. to Rail [m]	2.2	0.5	1.2	1.7	0.7	1.0
Avg. Stride Freq. [Hz]	2.4	2.5	2.4	2.4	2.4	2.3
Avg. Stride Length [m]	5.5	7.4	7.4	7.3	7.3	7.0



- [ ] Ranking at each section and finish
- .-.- No data available at this section
- NA No data available



Horse/Jockey Name	Dr Why Not
Final Rank	13
Fastest Section Time (Section)	0:08.65 (Overall)
Top Speed [km/h] (Section)	67.4 (1000m)
Race State	Finished

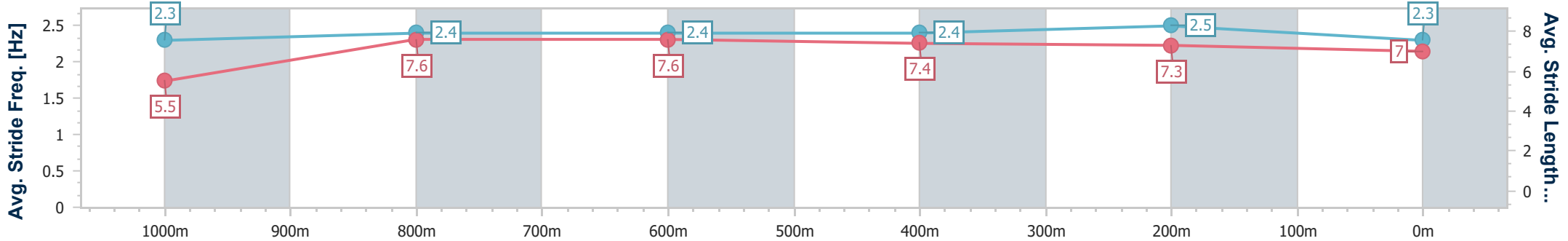
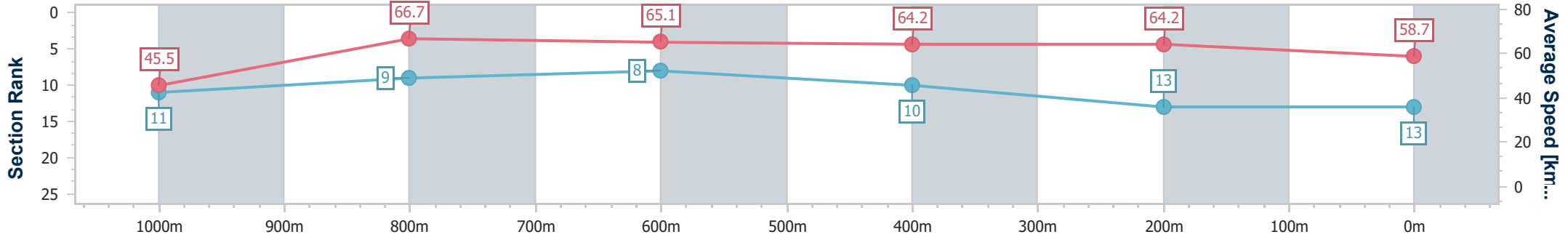


**Doomben QLD Professional**  
**Race 10: TATTERSALL'S LIFE MEMBERS BENCHMARK 80**  
**Handicap (4YO ONLY QTIS BONUSES APPLICABLE) - 1110m**  
 25 November 2023 - 17:48  
 Track Rating: Soft 6, Weather: Showers, Rail Position: +4m Entire Course



BRISBANE  
RACING CLUB

Section	Overall	1000m	800m	600m	400m	200m
Section Times	1:05.74 [13] (0:08.65)	0:57.09 [11] (0:10.90)	0:46.19 [9] (0:11.25)	0:34.94 [8] (0:11.38)	0:23.56 [10] (0:11.28)	0:12.28 [13] (0:12.28)
Average Speed [km/h]	45.5	66.7	65.1	64.2	64.2	58.7
Top Speed [km/h]	65.5	67.4	66.9	65.2	65.1	62.6
Avg. Dist. to Rail [m]	5.5	2.4	2.9	2.7	5.1	6.4
Avg. Stride Freq. [Hz]	2.3	2.4	2.4	2.4	2.5	2.3
Avg. Stride Length [m]	5.5	7.6	7.6	7.4	7.3	7.0



- [ ] Ranking at each section and finish
- .-.- No data available at this section
- NA No data available



Horse/Jockey Name	Burnish Gold
Final Rank	14
Fastest Section Time (Section)	0:08.58 (Overall)
Top Speed [km/h] (Section)	66.3 (1000m)
Race State	Finished

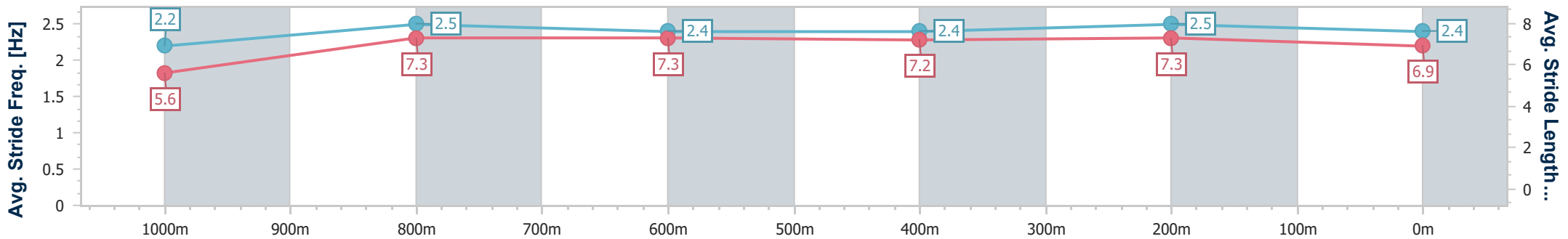
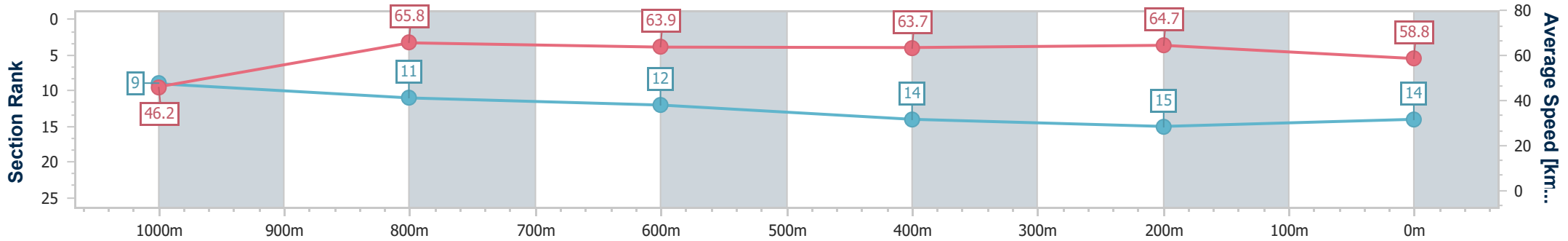


**Doomben QLD Professional**  
**Race 10: TATTERSALL'S LIFE MEMBERS BENCHMARK 80**  
**Handicap (4YO ONLY QTIS BONUSES APPLICABLE) - 1110m**  
 25 November 2023 - 17:48  
 Track Rating: Soft 6, Weather: Showers, Rail Position: +4m Entire Course



BRISBANE  
RACING CLUB

Section	Overall	1000m	800m	600m	400m	200m
Section Times	1:05.82 [14] (0:08.58)	0:57.24 [9] (0:11.09)	0:46.15 [11] (0:11.35)	0:34.80 [12] (0:11.40)	0:23.40 [14] (0:11.18)	0:12.22 [15] (0:12.22)
Average Speed [km/h]	46.2	65.8	63.9	63.7	64.7	58.8
Top Speed [km/h]	64.5	66.3	65.0	64.4	65.4	63.5
Avg. Dist. to Rail [m]	7.2	4.1	2.0	1.1	2.9	4.2
Avg. Stride Freq. [Hz]	2.2	2.5	2.4	2.4	2.5	2.4
Avg. Stride Length [m]	5.6	7.3	7.3	7.2	7.3	6.9



- [ ] Ranking at each section and finish
- .-.- No data available at this section
- NA No data available





Horse/Jockey Name	Kavak
Final Rank	15
Fastest Section Time (Section)	0:08.51 (Overall)
Top Speed [km/h] (Section)	69.7 (1000m)
Race State	Finished

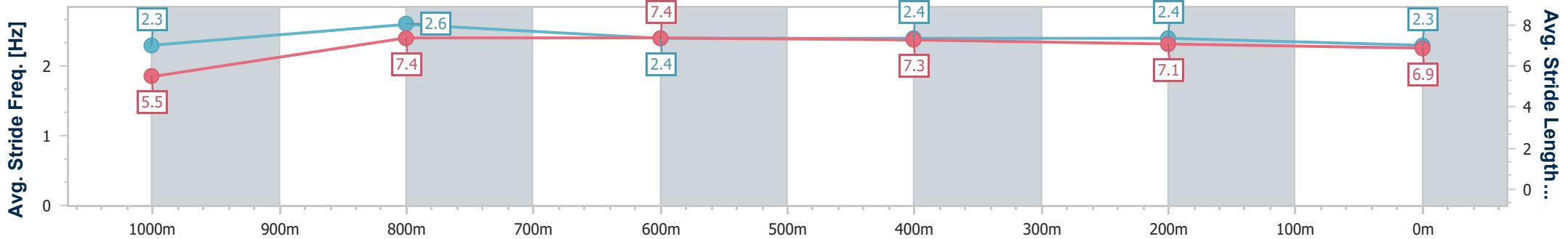
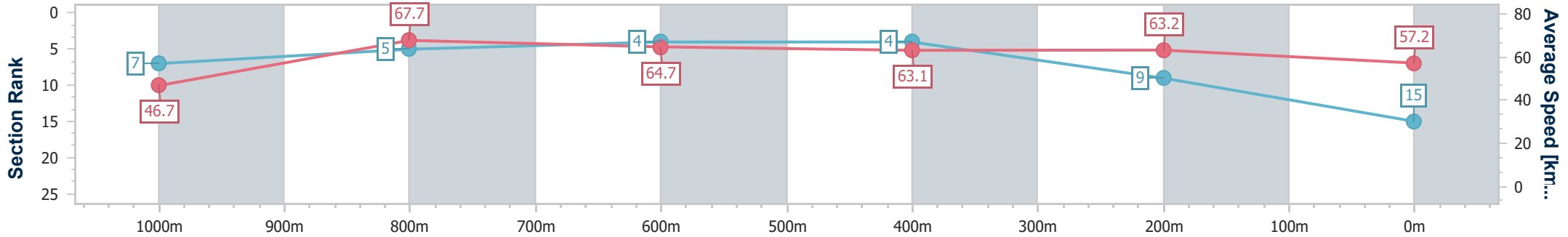


**Doomben QLD Professional**  
**Race 10: TATTERSALL'S LIFE MEMBERS BENCHMARK 80**  
**Handicap (4YO ONLY QTIS BONUSES APPLICABLE) - 1110m**  
 25 November 2023 - 17:48  
 Track Rating: Soft 6, Weather: Showers, Rail Position: +4m Entire Course



BRISBANE  
RACING CLUB

Section	Overall	1000m	800m	600m	400m	200m
Section Times	1:05.85 [15] (0:08.51)	0:57.34 [7] (0:10.72)	0:46.62 [5] (0:11.19)	0:35.43 [4] (0:11.45)	0:23.98 [4] (0:11.39)	0:12.59 [9] (0:12.59)
Average Speed [km/h]	46.7	67.7	64.7	63.1	63.2	57.2
Top Speed [km/h]	65.8	69.7	66.2	65.5	64.7	61.7
Avg. Dist. to Rail [m]	11.5	3.7	1.4	0.5	1.3	3.7
Avg. Stride Freq. [Hz]	2.3	2.6	2.4	2.4	2.4	2.3
Avg. Stride Length [m]	5.5	7.4	7.4	7.3	7.1	6.9



- [ ] Ranking at each section and finish
- .-.- No data available at this section
- NA No data available