



Doomben QLD Professional

Race 4: QTIS Three-Year-Old Handicap - 1350m

25 November 2023 - 13:53



BRISBANE
RACING CLUB

Track Rating: Soft 6, Weather: Showers, Rail Position: +4m Entire Course

Section												Last 600m	
Field Times												0:35.14	
		Overall	1200m	1000m	800m	600m	400m						
		1:19.67 (0:10.86)	1:08.81 (0:10.87)	0:57.94 (0:11.17)	0:46.77 (0:11.63)	0:35.14 (0:11.55)	0:23.59 (0:11.45)						
Rank	TAB	Horse/Jockey	Barrier	Top Speed [km/h]	Fastest Section							Distance Travelled [m]	
1	5	BLACK MINTO Bailey Wheeler	4	67.0 1200m	0:10.86 Overall	1:19.67 [1] (0:10.86)	1:08.81 [1] (0:10.87)	0:57.94 [1] (0:11.17)	0:46.77 [1] (0:11.63)	0:35.14 [1] (0:11.55)	0:23.59 [1] (0:11.45)	0:35.14	
2	2	TRIFLING Michael Rodd	1	67.1 1000m	0:11.04 1200m	1:19.78 [2] (0:11.06)	1:08.72 [6] (0:11.04)	0:57.68 [6] (0:11.15)	0:46.53 [4] (0:11.68)	0:34.85 [4] (0:11.61)	0:23.24 [3] (0:11.17)	0:34.85	+5
3	1	GOLDEN DECADE Ryan Maloney	5	67.0 1200m	0:11.01 Overall	1:19.87 [3] (0:11.01)	1:08.86 [4] (0:11.01)	0:57.85 [4] (0:11.34)	0:46.51 [5] (0:11.61)	0:34.90 [5] (0:11.67)	0:23.23 [5] (0:11.14)	0:34.90	+9
4	4	REIGN OF POWER Ben Thompson	7	67.1 1200m	0:10.85 1200m	1:20.14 [4] (0:10.97)	1:09.17 [3] (0:10.85)	0:58.32 [2] (0:11.20)	0:47.12 [2] (0:11.65)	0:35.47 [2] (0:11.75)	0:23.72 [2] (0:11.37)	0:35.47	+6
5	7	EXOTIQUE MISS Cejay Graham	3	67.0 1200m	0:10.92 Overall	1:20.20 [5] (0:10.92)	1:09.28 [2] (0:11.01)	0:58.27 [3] (0:11.32)	0:46.95 [3] (0:11.67)	0:35.28 [3] (0:11.63)	0:23.65 [4] (0:11.50)	0:35.28	+4
6	3	BEEBEE DAZZLER Larry Cassidy	6	66.6 1200m	0:11.07 1200m	1:20.31 [6] (0:11.35)	1:08.96 [7] (0:11.07)	0:57.89 [8] (0:11.22)	0:46.67 [7] (0:11.58)	0:35.09 [7] (0:11.55)	0:23.54 [6] (0:11.41)	0:35.09	+1
7	9	COOL MUSIC Luke Tarrant	2	65.9 1200m	0:11.03 Overall	1:20.60 [7] (0:11.03)	1:09.57 [5] (0:11.03)	0:58.54 [5] (0:11.45)	0:47.09 [6] (0:11.62)	0:35.47 [6] (0:11.80)	0:23.67 [7] (0:11.39)	0:35.47	+6
8	8	BOOGA RAY Samantha Collett	8	66.7 1200m	0:11.03 1200m	1:20.74 [8] (0:11.37)	1:09.37 [8] (0:11.03)	0:58.34 [7] (0:11.29)	0:47.05 [8] (0:11.74)	0:35.31 [8] (0:11.74)	0:23.57 [8] (0:11.41)	0:35.31	+10

Scratched: Spicy Legend (#6)

[] Ranking at each section and finish
 -:-:- No data available at this section
 NA No data available

SCN Saddle cloth number
 DNF Did not finish
 DNT Did not track



Doomben QLD Professional
Race 4: QTIS Three-Year-Old Handicap - 1350m
25 November 2023 - 13:53



Track Rating: Soft 6, Weather: Showers, Rail Position: +4m Entire Course

Section				200m				Last 600m	
Field Times				0:12.14				0:35.14	
				(0:12.14)					
Rank	TAB Horse/Jockey	Barrier	Top Speed [km/h]	Fastest Section	Margin				Distance Travelled [m]
1	5 BLACK MINTO Bailey Wheeler	4	67.0 1200m	0:10.86 Overall	0:12.14 [1] (0:12.14)	1:19.67		0:35.14	
2	2 TRIFLING Michael Rodd	1	67.1 1000m	0:11.04 1200m	0:12.07 [2] (0:12.07)	0.65L		0:34.85	+5
3	1 GOLDEN DECADE Ryan Maloney	5	67.0 1200m	0:11.01 Overall	0:12.09 [3] (0:12.09)	1.17L		0:34.90	+9
4	4 REIGN OF POWER Ben Thompson	7	67.1 1200m	0:10.85 1200m	0:12.35 [4] (0:12.35)	2.77L		0:35.47	+6
5	7 EXOTIQUE MISS Cejay Graham	3	67.0 1200m	0:10.92 Overall	0:12.15 [5] (0:12.15)	3.09L		0:35.28	+4
6	3 BEEBEE DAZZLER Larry Cassidy	6	66.6 1200m	0:11.07 1200m	0:12.13 [6] (0:12.13)	3.75L		0:35.09	+1
7	9 COOL MUSIC Luke Tarrant	2	65.9 1200m	0:11.03 Overall	0:12.28 [7] (0:12.28)	5.47L		0:35.47	+6
8	8 BOOGA RAY Samantha Collett	8	66.7 1200m	0:11.03 1200m	0:12.16 [8] (0:12.16)	6.25L		0:35.31	+10

Scratched: Spicy Legend (#6)

[] Ranking at each section and finish
 -:-:- No data available at this section
 NA No data available

SCN Saddle cloth number
 DNF Did not finish
 DNT Did not track



Horse/Jockey Name	Black Minto
Final Rank	1
Fastest Section Time (Section)	0:10.86 (Overall)
Top Speed [km/h] (Section)	67.0 (1200m)
Race State	Finished



Doomben QLD Professional

Race 4: QTIS Three-Year-Old Handicap - 1350m

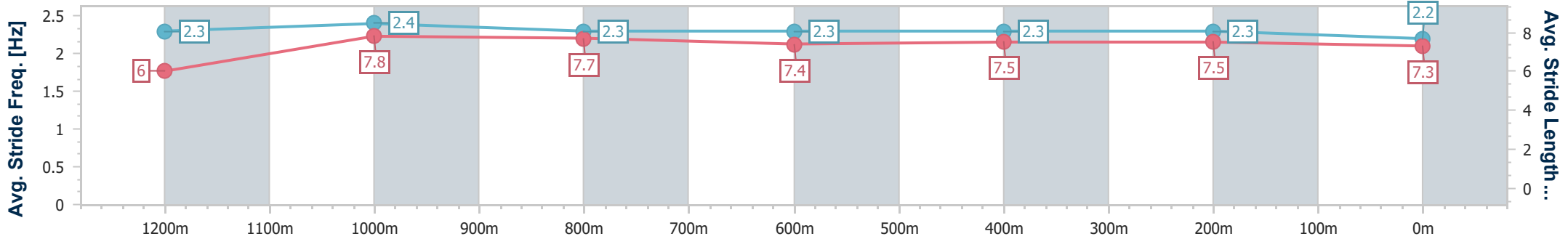
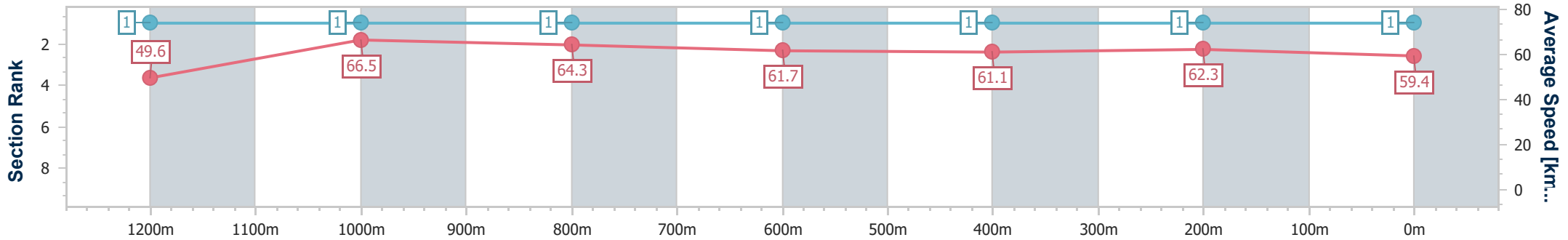
25 November 2023 - 13:53

Track Rating: Soft 6, Weather: Showers, Rail Position: +4m Entire Course



BRISBANE RACING CLUB

Section	Overall	1200m	1000m	800m	600m	400m	200m
Section Times	1:19.67 [1] (0:10.86)	1:08.81 [1] (0:10.87)	0:57.94 [1] (0:11.17)	0:46.77 [1] (0:11.63)	0:35.14 [1] (0:11.55)	0:23.59 [1] (0:11.45)	0:12.14 [1] (0:12.14)
Average Speed [km/h]	49.6	66.5	64.3	61.7	61.1	62.3	59.4
Top Speed [km/h]	63.4	67.0	66.5	62.4	62.4	63.4	61.7
Avg. Dist. to Rail [m]	2.6	0.1	0.4	1.3	3.2	2.6	0.5
Avg. Stride Freq. [Hz]	2.3	2.4	2.3	2.3	2.3	2.3	2.2
Avg. Stride Length [m]	6.0	7.8	7.7	7.4	7.5	7.5	7.3



- [] Ranking at each section and finish
- .-.- No data available at this section
- NA No data available



Horse/Jockey Name	Trifling
Final Rank	2
Fastest Section Time (Section)	0:11.04 (1200m)
Top Speed [km/h] (Section)	67.1 (1000m)
Race State	Finished



Doomben QLD Professional

Race 4: QTIS Three-Year-Old Handicap - 1350m

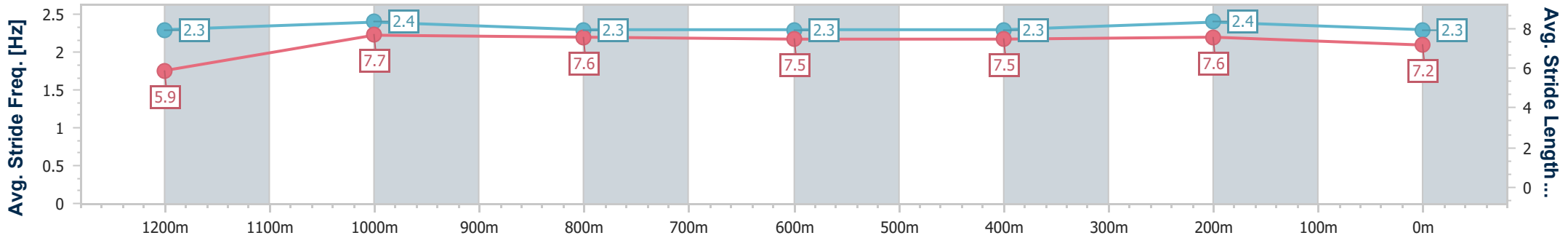
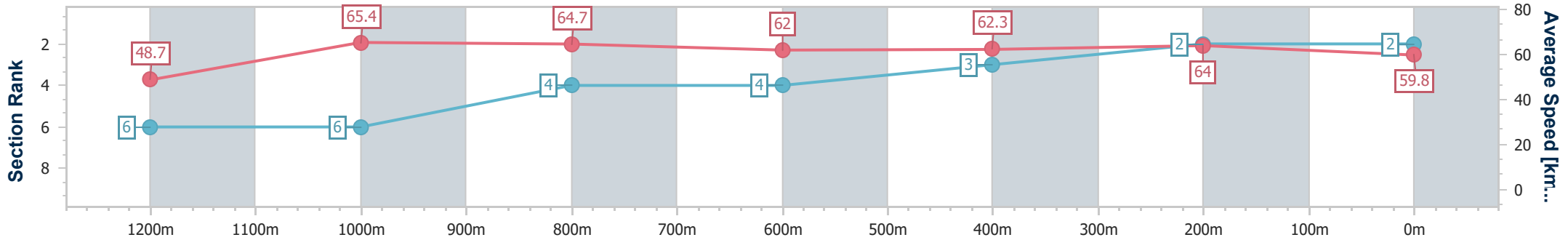
25 November 2023 - 13:53

Track Rating: Soft 6, Weather: Showers, Rail Position: +4m Entire Course



BRISBANE RACING CLUB

Section	Overall	1200m	1000m	800m	600m	400m	200m
Section Times	1:19.78 [2] (0:11.06)	1:08.72 [6] (0:11.04)	0:57.68 [6] (0:11.15)	0:46.53 [4] (0:11.68)	0:34.85 [4] (0:11.61)	0:23.24 [3] (0:11.17)	0:12.07 [2] (0:12.07)
Average Speed [km/h]	48.7	65.4	64.7	62.0	62.3	64.0	59.8
Top Speed [km/h]	64.3	66.0	67.1	63.0	64.4	65.4	63.2
Avg. Dist. to Rail [m]	0.9	0.3	0.4	1.6	1.0	1.0	1.0
Avg. Stride Freq. [Hz]	2.3	2.4	2.3	2.3	2.3	2.4	2.3
Avg. Stride Length [m]	5.9	7.7	7.6	7.5	7.5	7.6	7.2



- [] Ranking at each section and finish
- .-.- No data available at this section
- NA No data available



Horse/Jockey Name	Golden Decade
Final Rank	3
Fastest Section Time (Section)	0:11.01 (Overall)
Top Speed [km/h] (Section)	67.0 (1200m)
Race State	Finished



Doomben QLD Professional

Race 4: QTIS Three-Year-Old Handicap - 1350m

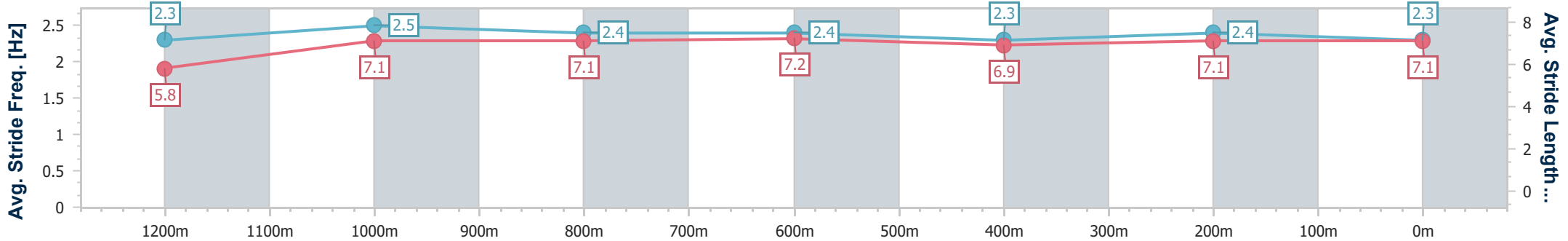
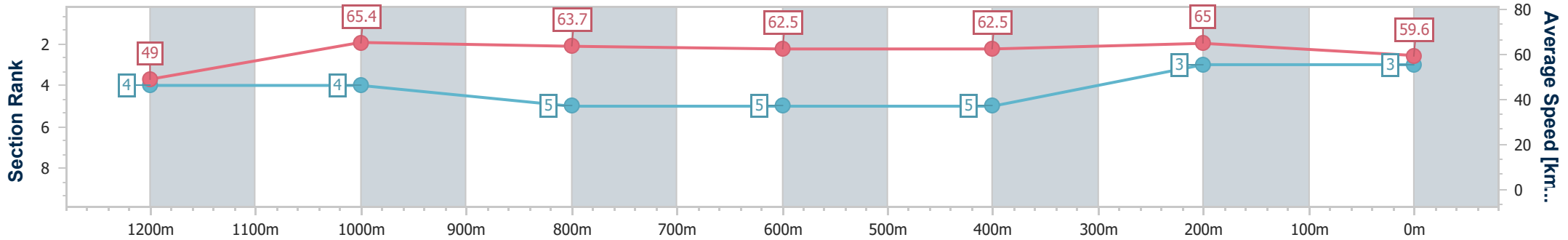
25 November 2023 - 13:53

Track Rating: Soft 6, Weather: Showers, Rail Position: +4m Entire Course



BRISBANE RACING CLUB

Section	Overall	1200m	1000m	800m	600m	400m	200m
Section Times	1:19.87 [3] (0:11.01)	1:08.86 [4] (0:11.01)	0:57.85 [4] (0:11.34)	0:46.51 [5] (0:11.61)	0:34.90 [5] (0:11.67)	0:23.23 [5] (0:11.14)	0:12.09 [3] (0:12.09)
Average Speed [km/h]	49.0	65.4	63.7	62.5	62.5	65.0	59.6
Top Speed [km/h]	65.1	67.0	66.3	63.4	64.3	65.5	63.8
Avg. Dist. to Rail [m]	4.3	2.3	1.8	1.6	2.5	3.7	4.4
Avg. Stride Freq. [Hz]	2.3	2.5	2.4	2.4	2.3	2.4	2.3
Avg. Stride Length [m]	5.8	7.1	7.1	7.2	6.9	7.1	7.1



- [] Ranking at each section and finish
- .-.- No data available at this section
- NA No data available



Horse/Jockey Name	Reign Of Power
Final Rank	4
Fastest Section Time (Section)	0:10.85 (1200m)
Top Speed [km/h] (Section)	67.1 (1200m)
Race State	Finished



Doomben QLD Professional

Race 4: QTIS Three-Year-Old Handicap - 1350m

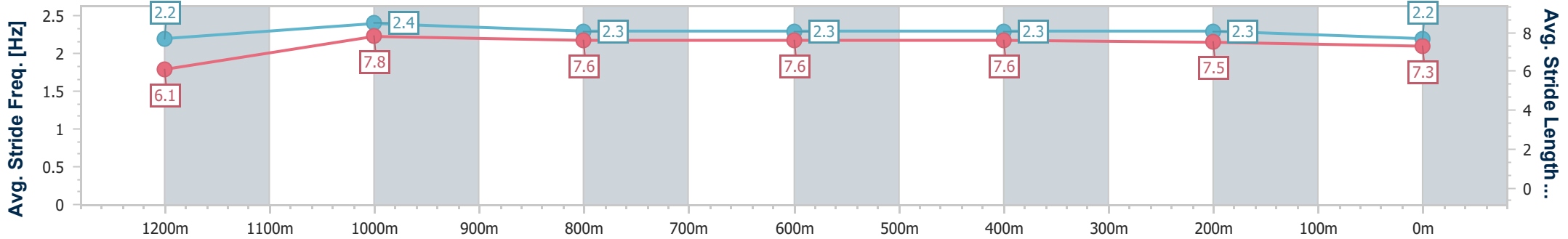
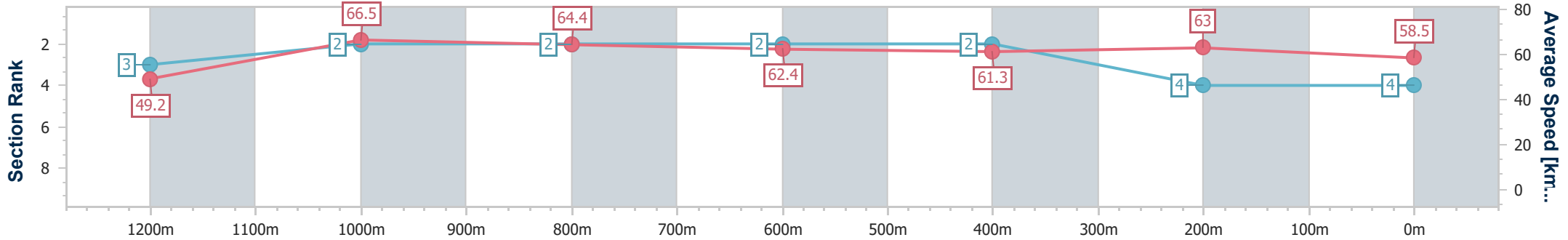
25 November 2023 - 13:53

Track Rating: Soft 6, Weather: Showers, Rail Position: +4m Entire Course



BRISBANE RACING CLUB

Section	Overall	1200m	1000m	800m	600m	400m	200m
Section Times	1:20.14 [4] (0:10.97)	1:09.17 [3] (0:10.85)	0:58.32 [2] (0:11.20)	0:47.12 [2] (0:11.65)	0:35.47 [2] (0:11.75)	0:23.72 [2] (0:11.37)	0:12.35 [4] (0:12.35)
Average Speed [km/h]	49.2	66.5	64.4	62.4	61.3	63.0	58.5
Top Speed [km/h]	65.1	67.1	66.6	64.1	62.4	64.2	62.5
Avg. Dist. to Rail [m]	5.9	3.7	2.1	1.5	0.8	1.4	3.3
Avg. Stride Freq. [Hz]	2.2	2.4	2.3	2.3	2.3	2.3	2.2
Avg. Stride Length [m]	6.1	7.8	7.6	7.6	7.6	7.5	7.3



- [] Ranking at each section and finish
- .-.- No data available at this section
- NA No data available



Horse/Jockey Name	Exotique Miss
Final Rank	5
Fastest Section Time (Section)	0:10.92 (Overall)
Top Speed [km/h] (Section)	67.0 (1200m)
Race State	Finished



Doomben QLD Professional

Race 4: QTIS Three-Year-Old Handicap - 1350m

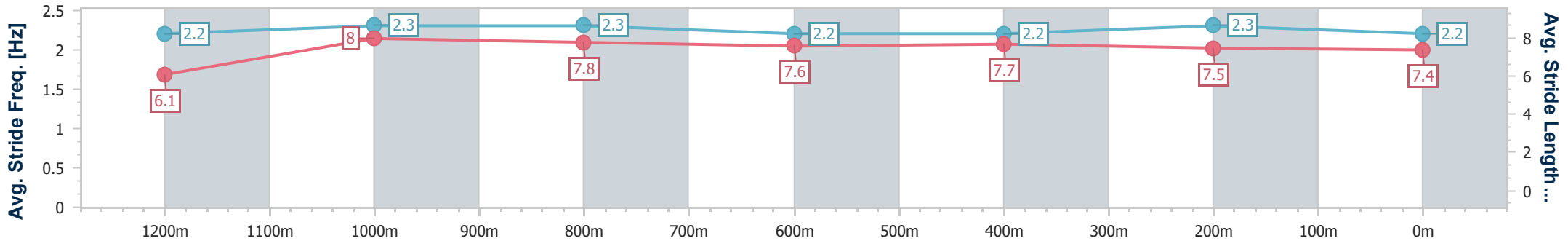
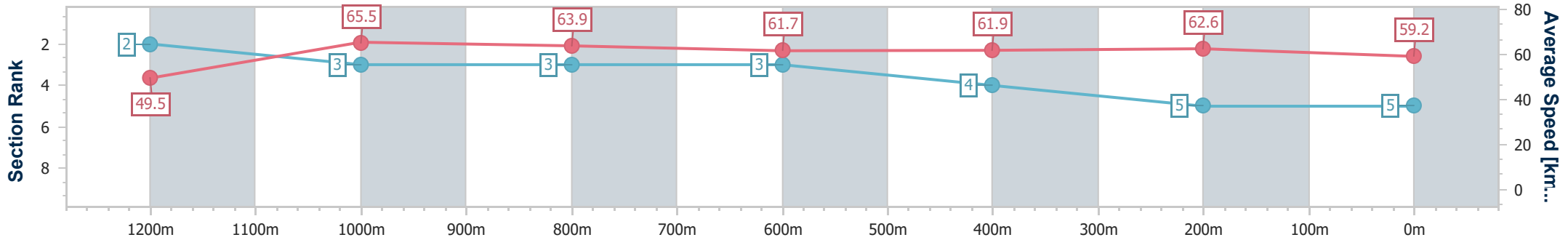
25 November 2023 - 13:53

Track Rating: Soft 6, Weather: Showers, Rail Position: +4m Entire Course



BRISBANE RACING CLUB

Section	Overall	1200m	1000m	800m	600m	400m	200m
Section Times	1:20.20 [5] (0:10.92)	1:09.28 [2] (0:11.01)	0:58.27 [3] (0:11.32)	0:46.95 [3] (0:11.67)	0:35.28 [3] (0:11.63)	0:23.65 [4] (0:11.50)	0:12.15 [5] (0:12.15)
Average Speed [km/h]	49.5	65.5	63.9	61.7	61.9	62.6	59.2
Top Speed [km/h]	66.6	67.0	65.5	63.5	63.0	63.7	62.0
Avg. Dist. to Rail [m]	3.0	1.5	1.2	0.7	0.4	1.4	4.6
Avg. Stride Freq. [Hz]	2.2	2.3	2.3	2.2	2.2	2.3	2.2
Avg. Stride Length [m]	6.1	8.0	7.8	7.6	7.7	7.5	7.4



- [] Ranking at each section and finish
- .-.- No data available at this section
- NA No data available



Horse/Jockey Name	Beebee Dazzler
Final Rank	6
Fastest Section Time (Section)	0:11.07 (1200m)
Top Speed [km/h] (Section)	66.6 (1200m)
Race State	Finished



Doomben QLD Professional

Race 4: QTIS Three-Year-Old Handicap - 1350m

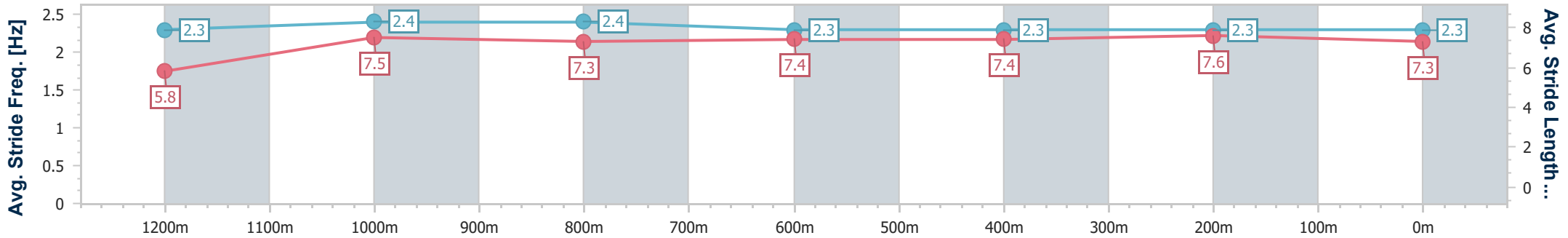
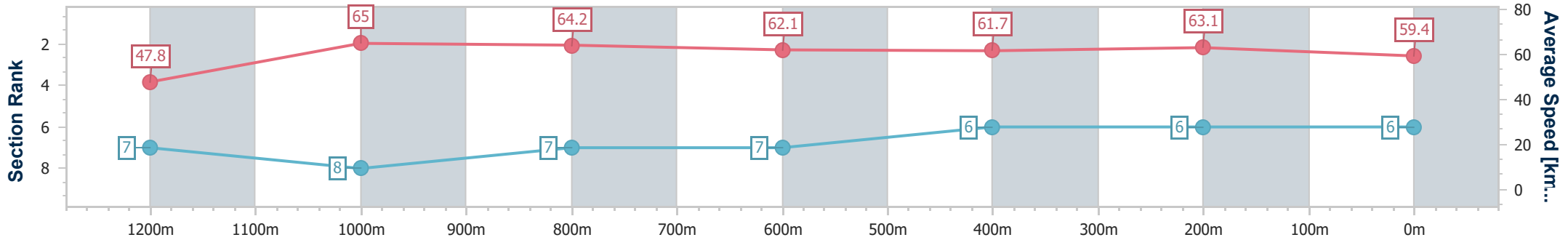
25 November 2023 - 13:53

Track Rating: Soft 6, Weather: Showers, Rail Position: +4m Entire Course



BRISBANE RACING CLUB

Section	Overall	1200m	1000m	800m	600m	400m	200m
Section Times	1:20.31 [6] (0:11.35)	1:08.96 [7] (0:11.07)	0:57.89 [8] (0:11.22)	0:46.67 [7] (0:11.58)	0:35.09 [7] (0:11.55)	0:23.54 [6] (0:11.41)	0:12.13 [6] (0:12.13)
Average Speed [km/h]	47.8	65.0	64.2	62.1	61.7	63.1	59.4
Top Speed [km/h]	63.8	66.6	65.5	62.6	62.8	63.7	62.1
Avg. Dist. to Rail [m]	3.5	0.3	0.3	0.3	1.2	1.5	0.4
Avg. Stride Freq. [Hz]	2.3	2.4	2.4	2.3	2.3	2.3	2.3
Avg. Stride Length [m]	5.8	7.5	7.3	7.4	7.4	7.6	7.3



- [] Ranking at each section and finish
- .-.- No data available at this section
- NA No data available



Horse/Jockey Name	Cool Music
Final Rank	7
Fastest Section Time (Section)	0:11.03 (Overall)
Top Speed [km/h] (Section)	65.9 (1200m)
Race State	Finished



Doomben QLD Professional

Race 4: QTIS Three-Year-Old Handicap - 1350m

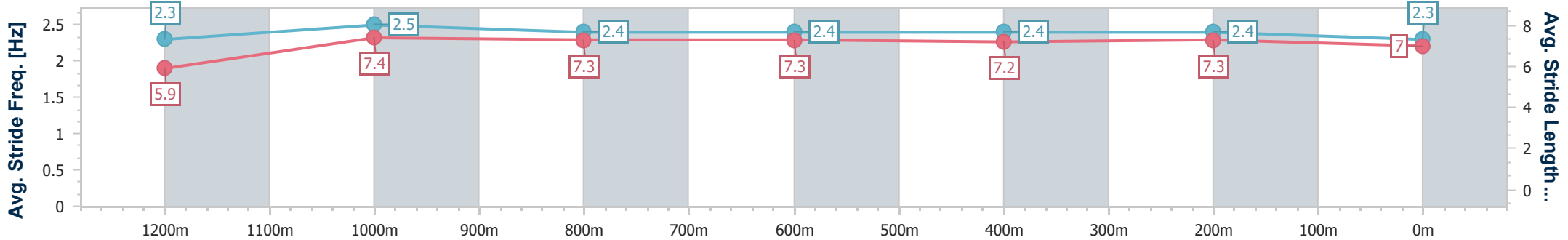
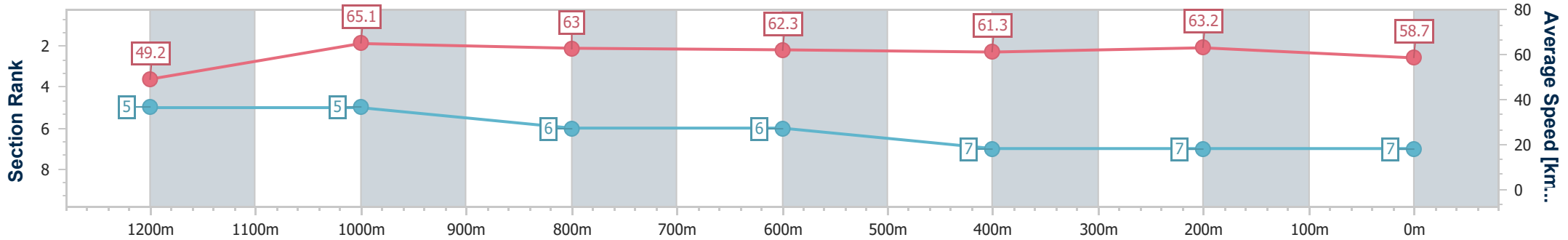
25 November 2023 - 13:53

Track Rating: Soft 6, Weather: Showers, Rail Position: +4m Entire Course



BRISBANE RACING CLUB

Section	Overall	1200m	1000m	800m	600m	400m	200m
Section Times	1:20.60 [7] (0:11.03)	1:09.57 [5] (0:11.03)	0:58.54 [5] (0:11.45)	0:47.09 [6] (0:11.62)	0:35.47 [6] (0:11.80)	0:23.67 [7] (0:11.39)	0:12.28 [7] (0:12.28)
Average Speed [km/h]	49.2	65.1	63.0	62.3	61.3	63.2	58.7
Top Speed [km/h]	65.7	65.9	65.2	63.6	63.0	65.2	62.8
Avg. Dist. to Rail [m]	1.9	1.1	1.0	0.5	0.9	2.9	5.0
Avg. Stride Freq. [Hz]	2.3	2.5	2.4	2.4	2.4	2.4	2.3
Avg. Stride Length [m]	5.9	7.4	7.3	7.3	7.2	7.3	7.0



- [] Ranking at each section and finish
- .-.- No data available at this section
- NA No data available



Horse/Jockey Name	Booga Ray
Final Rank	8
Fastest Section Time (Section)	0:11.03 (1200m)
Top Speed [km/h] (Section)	66.7 (1200m)
Race State	Finished



Doomben QLD Professional

Race 4: QTIS Three-Year-Old Handicap - 1350m

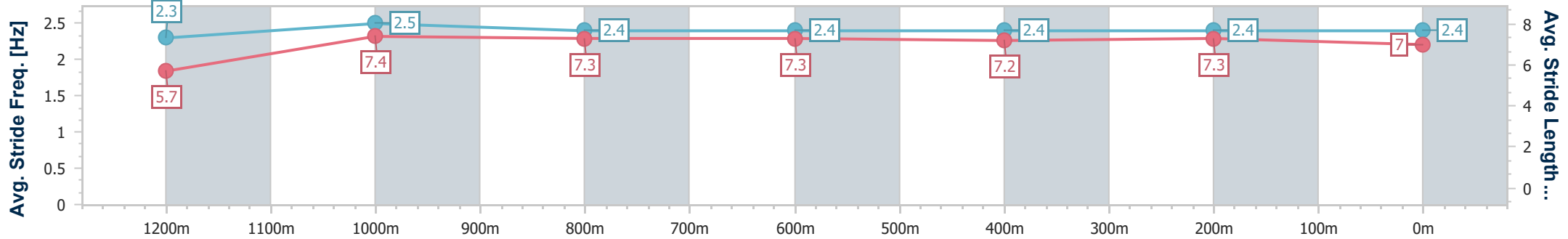
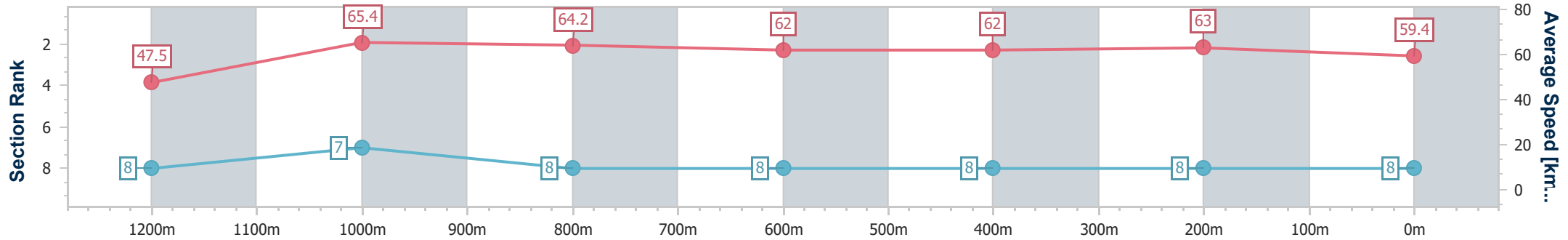
25 November 2023 - 13:53

Track Rating: Soft 6, Weather: Showers, Rail Position: +4m Entire Course



BRISBANE RACING CLUB

Section	Overall	1200m	1000m	800m	600m	400m	200m
Section Times	1:20.74 [8] (0:11.37)	1:09.37 [8] (0:11.03)	0:58.34 [7] (0:11.29)	0:47.05 [8] (0:11.74)	0:35.31 [8] (0:11.74)	0:23.57 [8] (0:11.41)	0:12.16 [8] (0:12.16)
Average Speed [km/h]	47.5	65.4	64.2	62.0	62.0	63.0	59.4
Top Speed [km/h]	64.1	66.7	65.6	63.2	62.9	64.4	61.7
Avg. Dist. to Rail [m]	5.4	0.9	1.6	3.0	1.6	0.5	0.4
Avg. Stride Freq. [Hz]	2.3	2.5	2.4	2.4	2.4	2.4	2.4
Avg. Stride Length [m]	5.7	7.4	7.3	7.3	7.2	7.3	7.0



- [] Ranking at each section and finish
- .-.- No data available at this section
- NA No data available